

## **Appendix 9**

# **Socio-Economic Analysis of Neighborhood Issues Facing Milwaukee Public Schools Students and Their Families in Zip Code 53233**

*Planning document prepared by the  
University of Wisconsin-Milwaukee  
Employment and Training Institute,  
2009.*

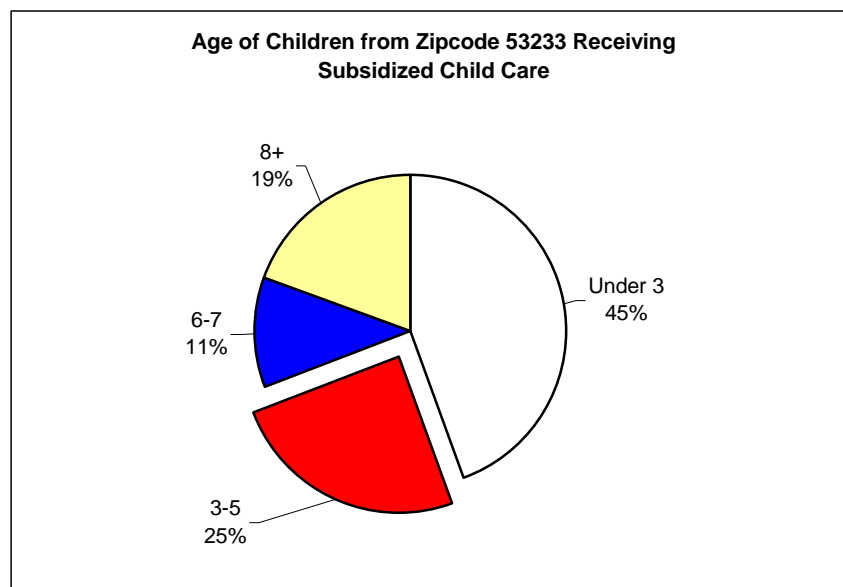
As a planning supplement to the annual count of school children in the City of Milwaukee, the University of Wisconsin-Milwaukee Employment and Training Institute assembled institutional and administrative data bases to help provide a socio-economic analysis of neighborhood issues facing Milwaukee Public School students and their families. This report provides neighborhood drilldowns for Milwaukee zip code 53233.

| <b>Contents</b>                                    | <b><u>Page</u></b> |
|--|--------------------|
| Child Care Availability and Subsidies              | 2                  |
| Child Safety: Crime and Traffic Accidents          | 5                  |
| High Incarceration Rates and Returning Prisoners   | 8                  |
| The Housing Crisis Hits Home                       | 10                 |
| Public Assistance to Families during the Recession | 15                 |
| Driver's License Suspensions and Revocations       | 17                 |
| Commuting Patterns                                 | 19                 |
| Employed Parents with Income Below or Near Poverty | 21                 |

## Child Care Availability and Subsidies 1996-2009

The Wisconsin Shares program provides child care subsidies for employed parents (and those in approved “W-2” activities), utilizing federal Child Care and Development Funds (CCDF) and Temporary Assistance to Needy Families (TANF). Families are eligible for support if their income is at or below 185% of poverty and may continue to receive support until their income reaches 200% of poverty.

In zip code 53233 a total of 359 children received Wisconsin Shares child care subsidies the week of March 15, 2009. Children ages 3 through 5 made up 88 (25%) of the children in care, and another 111 children ages 6 and above were in before and after school care.

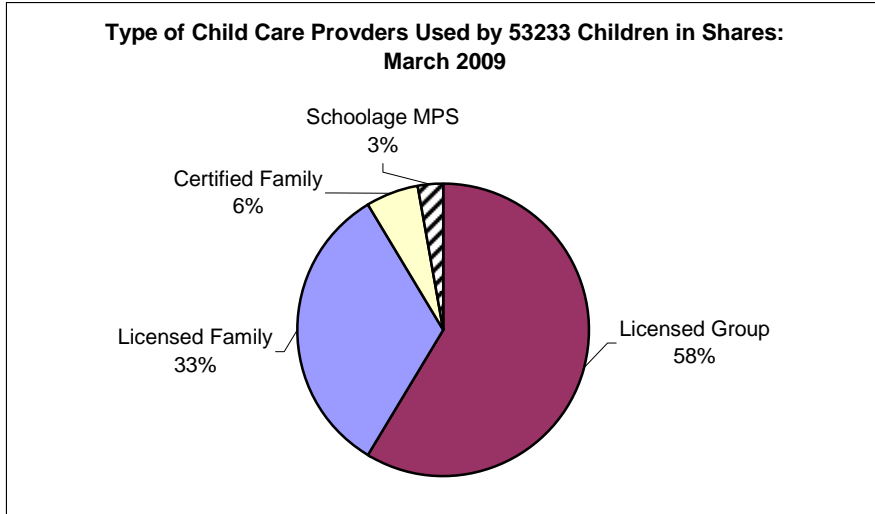


Under the Shares program parents may choose among several types of child care: licensed group care (centers licensed by the Wisconsin Department of Children and Families to serve 9 or more children), licensed family care (family providers licensed by the state to serve 4-8 children), certified family care (providers certified by Milwaukee County to care for up to 6 children in their home), and school-age programs operated by Milwaukee Public Schools.<sup>1</sup>

In zip code 53233, 58% of the children were in licensed group centers and a third in licensed family care. Only 3% were in MPS school-age child care in March 2009.

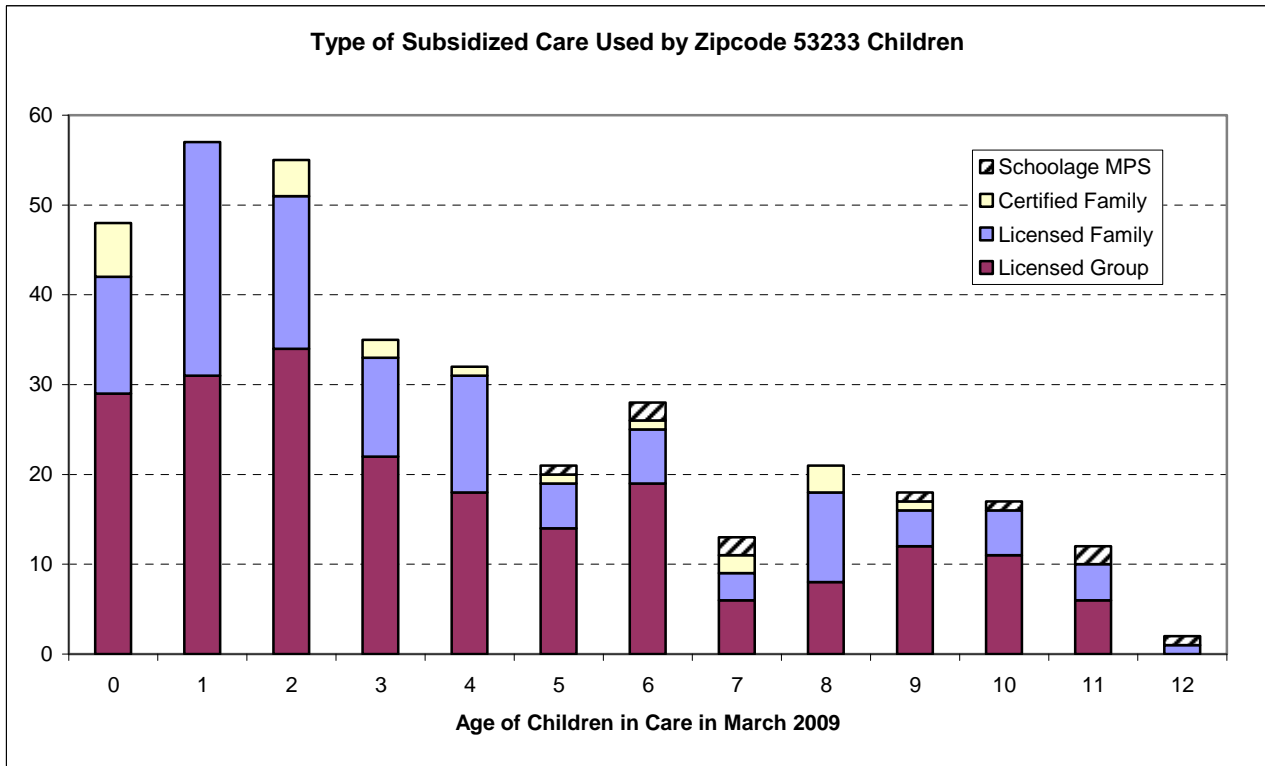
---

<sup>1</sup> “Lead teachers” in licensed group child care centers must complete only an 80-hour training class (and 25 hours of continuing education each year). “Lead teachers” caring for children under age 2 must also take a 10-hour training on infants and toddlers. “Assistant teachers” in group centers must complete only a 40-hour child care class (and take 25 hours of continuing education each year). Licensed family providers also must complete a 40-hour training class (and take 15 hours of in-service training each year). Regularly certified providers must complete a 20-hour training class (and take 5 hours of continuing education annually). Provisionally certified providers are not required to complete any training. See the Milwaukee County “Child Care Providers” website at [www.county.milwaukee.gov/ChildCare9969/Providers.htm](http://www.county.milwaukee.gov/ChildCare9969/Providers.htm).



### Zip Code 53233 Children in Subsidized Care as of March 2009

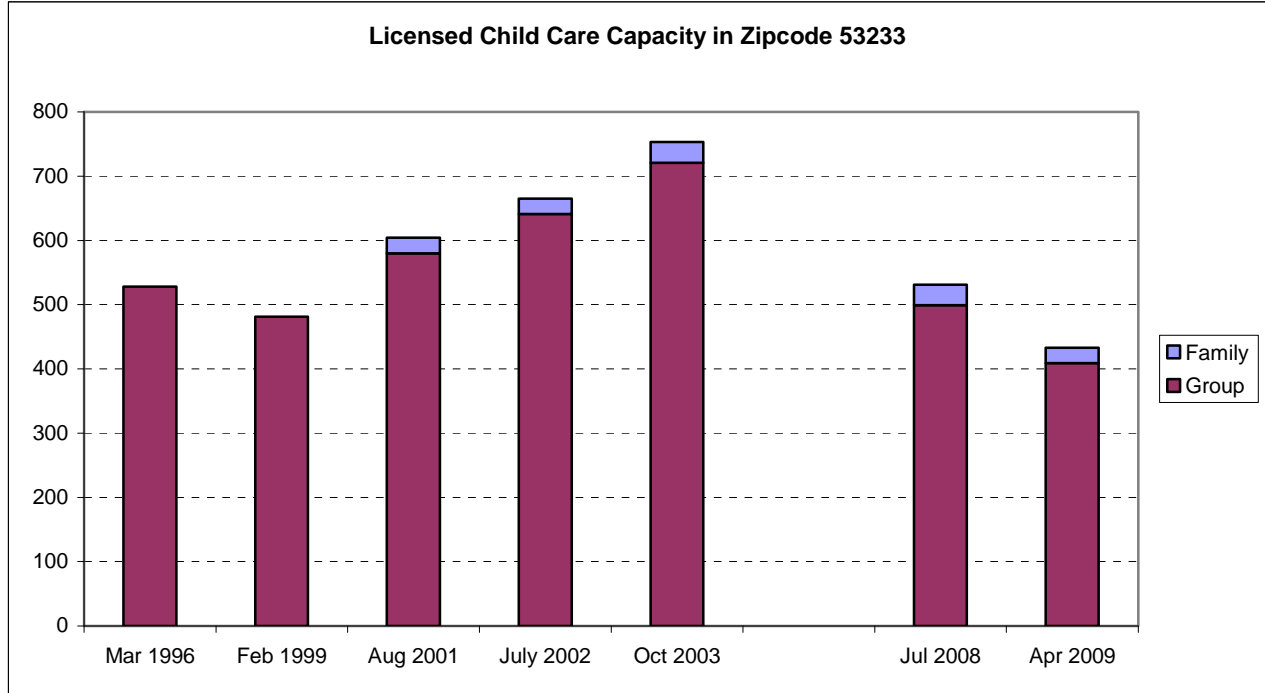
| <u>Type of Care</u>        | Age as of March 2009: |          |          |          |          |          |          |          |          |          |           |           | <u>Total</u> |           |
|----------------------------|-----------------------|----------|----------|----------|----------|----------|----------|----------|----------|----------|-----------|-----------|--------------|-----------|
|                            | <u>0</u>              | <u>1</u> | <u>2</u> | <u>3</u> | <u>4</u> | <u>5</u> | <u>6</u> | <u>7</u> | <u>8</u> | <u>9</u> | <u>10</u> | <u>11</u> |              | <u>12</u> |
| Licensed Group             | 29                    | 31       | 34       | 22       | 18       | 14       | 19       | 6        | 8        | 12       | 11        | 6         |              | 210       |
| Licensed Family            | 13                    | 26       | 17       | 11       | 13       | 5        | 6        | 3        | 10       | 4        | 5         | 4         | 1            | 118       |
| Regularly Certified Family | 6                     |          | 4        | 2        | 1        | 1        | 1        | 2        | 3        | 1        |           |           |              | 21        |
| Schoolage MPS              |                       |          |          |          |          | 1        | 2        | 2        |          | 1        | 1         | 2         | 1            | 10        |
| All                        | 48                    | 57       | 55       | 35       | 32       | 21       | 28       | 13       | 21       | 18       | 17        | 12        | 2            | 359       |



## Licensed Child Care Providers Located in Zip Code 53233

The state Department of Health and Family Services had licensed 6 group centers located in zip code 53233, with a licensed capacity for 409 children and 3 family providers with a capacity for 24 children as of April 2009. (In addition, parents may place their children in the care of neighbors, friends or relatives and receive subsidy support if the provider has been certified by Milwaukee County as meeting minimum state requirements.)

In zip code 53233 the capacity of licensed child care has **decreased** since the Wisconsin Shares program was initiated.



## Licensed Group Centers in Milwaukee Zip Code 53233

| <u>Facility Name</u>                | <u>Street Address</u> | <u>Capacity</u> | <u>Ages Accepted</u> | <u>Days Open</u> |
|-------------------------------------|-----------------------|-----------------|----------------------|------------------|
| MARQUETTE UNIVERSITY CHILD CARE CTR | 749 N 17TH ST         | 122             | 6 wks - 12 yrs       | Mon-Fri          |
| PENFIELD CHILDRENS CENTER INC       | 833 N 26TH ST         | 100             | 4 wks - 12 yrs       | Mon-Fri          |
| MATC-MILW CAMPUS CHILD CARE CENTER  | 700 W STATE ST        | 75              | 6 wks - 12 yrs       | Mon-Fri          |
| ONE SMALL STEP                      | 2639 W CLYBOURN       | 40              | 2 wks - 12 yrs       | Sun-Sat          |
| SDC HEAD START JOHNSON SQUARE       | 2430 W WELLS ST       | 37              | 3 yrs - 5 yrs        | Mon-Fri          |
| MCFI CHILD CARE                     | 2020 W WELLS ST       | 35              | 1 day - 17 yrs       | Mon-Sat          |

## Licensed Family Centers in Milwaukee Zip Code 53233

| <u>Facility Name</u>            | <u>Street Address</u> | <u>Capacity</u> | <u>Ages Accepted</u> | <u>Days Open</u> |
|---------------------------------|-----------------------|-----------------|----------------------|------------------|
| GODS LITTLE ANGELS DAY CARE     | 1925 W HIGHLAND AVE   | 8               | 6 wks - 13 yrs       | Sun-Sat          |
| GOD'S LITTLE CREATIONS DAY CARE | 845 N 22ND ST         | 8               | 6 wks - 12 yrs       | Mon-Fri          |
| TITI NANA'S ANGELS              | 2112 W HIGHLAND AVE   | 8               | 6 wks - 12 yrs       | Mon-Fri          |

## Child Safety: Crime and Traffic Accidents 2008

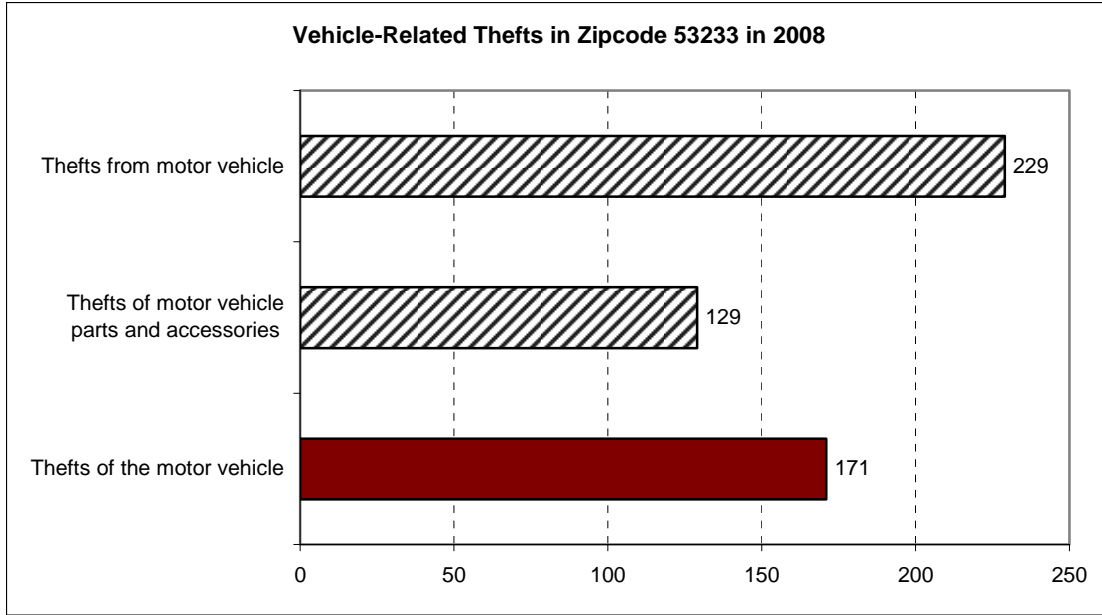
Safety is a primary concern for parents living in inner city neighborhoods where crime remains at high levels and large numbers of traffic accidents are reported.

- In the 2008 calendar year, the Milwaukee Police Department reported 1,444 Class A crimes in zip code 53233, including 74 cases of aggravated assault, 170 cases of simple assault, 94 burglaries, 104 robberies, and 4 homicides.

| <b>2008 Crimes Reported in Zip Code 53233</b> | <b>Total Reported</b> |
|---|-----------------------|
| All other larceny                             | 249                   |
| Theft from motor vehicle                      | 229                   |
| Motor vehicle theft                           | 171                   |
| Simple assault                                | 170                   |
| Destruction/damage/vandalism of property      | 152                   |
| Theft of motor vehicle parts/accessories      | 129                   |
| Robbery                                       | 104                   |
| Burglary/breaking and entering                | 94                    |
| Aggravated assault                            | 74                    |
| Theft from building                           | 21                    |
| Purse snatching                               | 11                    |
| Shoplifting                                   | 6                     |
| Arson   | 6                     |
| Forcible rape                                 | 5                     |
| Homicide                                      | 4                     |
| All other offenses                            | 19                    |
| <b>Grand Total</b>                            | <b>1,444</b>          |

**Source: Milwaukee Police Department, posted on the City of Milwaukee COMPASS website.**

- Even parking near the school is an issue, with 229 thefts from motor vehicles, 129 thefts of motor vehicle parts and accessories, and 171 thefts of the vehicles themselves reported.



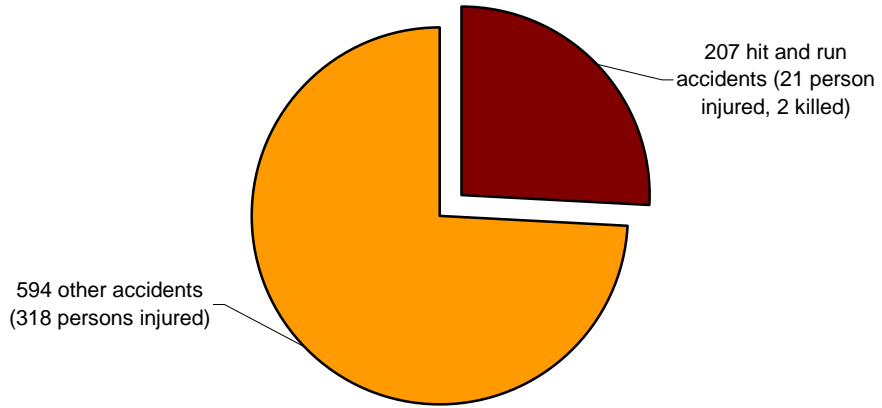
Concerns about the safety of children are heightened by the number of traffic accidents reported in the inner city.

- In 2008, 801 traffic accidents were reported in zip code 53233. A total of 339 people were injured in these accidents and 2 were killed.
- A fourth (26%) of the traffic accidents were “hit and run” where the driver did not remain at the scene to aid victims or to report damages.

| <b>2008 Traffic Accidents Reported in Zip Code 53233</b> | <u>Total Accidents</u> | <u>Total Persons Injured</u> | <u>Total Persons Killed</u> |
|--|------------------------|------------------------------|-----------------------------|
| Hit and run  | 207                    | 21                           | 2                           |
| Other  | 594                    | 318                          | 0                           |
| <b>Total</b>   | <b>801</b>             | <b>339</b>                   | <b>2</b>                    |
| <b>% Hit and Run</b>                                     | <b>26%</b>             | <b>6%</b>                    | <b>100%</b>                 |

Source: Milwaukee Police Department, posted on the City of Milwaukee COMPASS website.

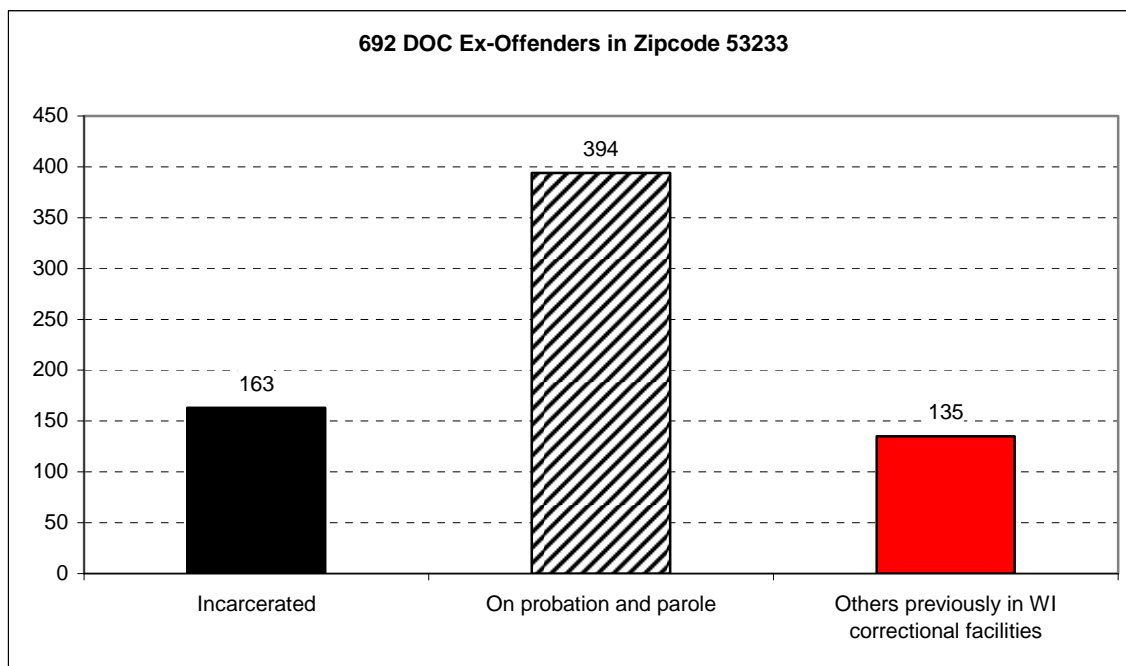
**Traffic Accidents in 2008: Zipcode 53233**



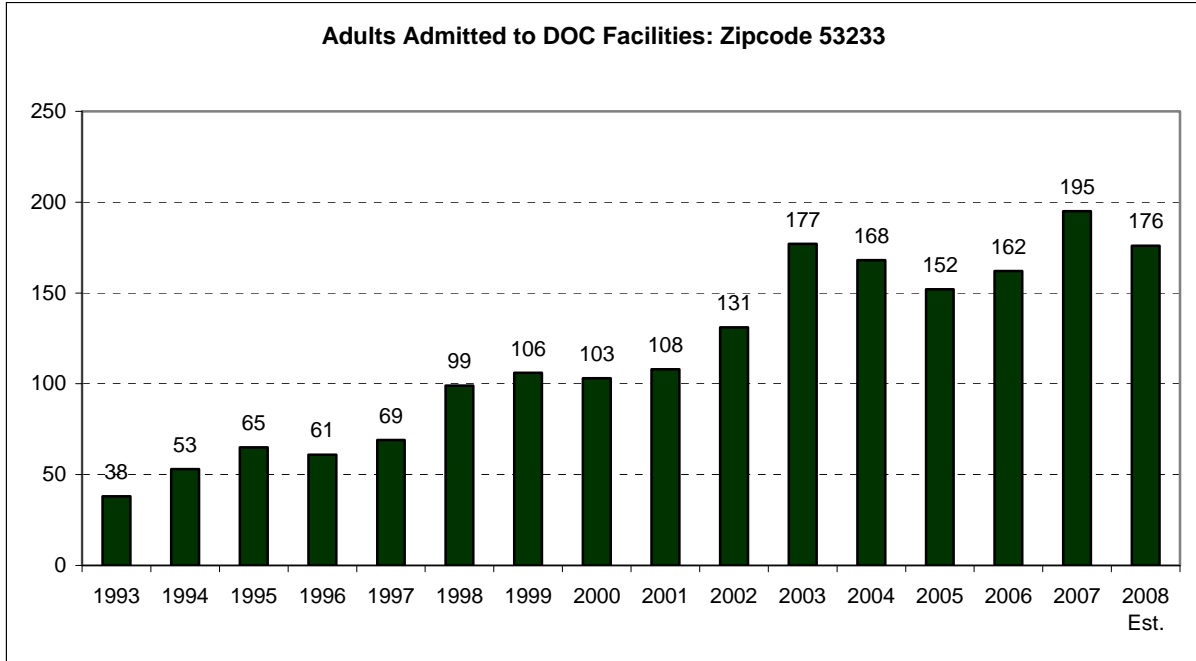
## High Incarceration Rates and Returning Prisoners 1993-2009

The absence of many males of prime workforce age and the high numbers of men incarcerated and released from state correctional facilities each year have tremendous impact on the stability and earnings of families. The Department of Corrections (DOC) public inmate data files from January 1993 through August 2008 and the probation and parole file for March 2009 were examined to gain information on adult inmates from state correctional facilities. The DOC files identify individuals in the Wisconsin Department of Corrections system but do not include other inmates in the House of Corrections or city jail. Data entries for admission and release from DOC facilities are for any reason, including alternatives to revocation or for temporary probation and parole holds.

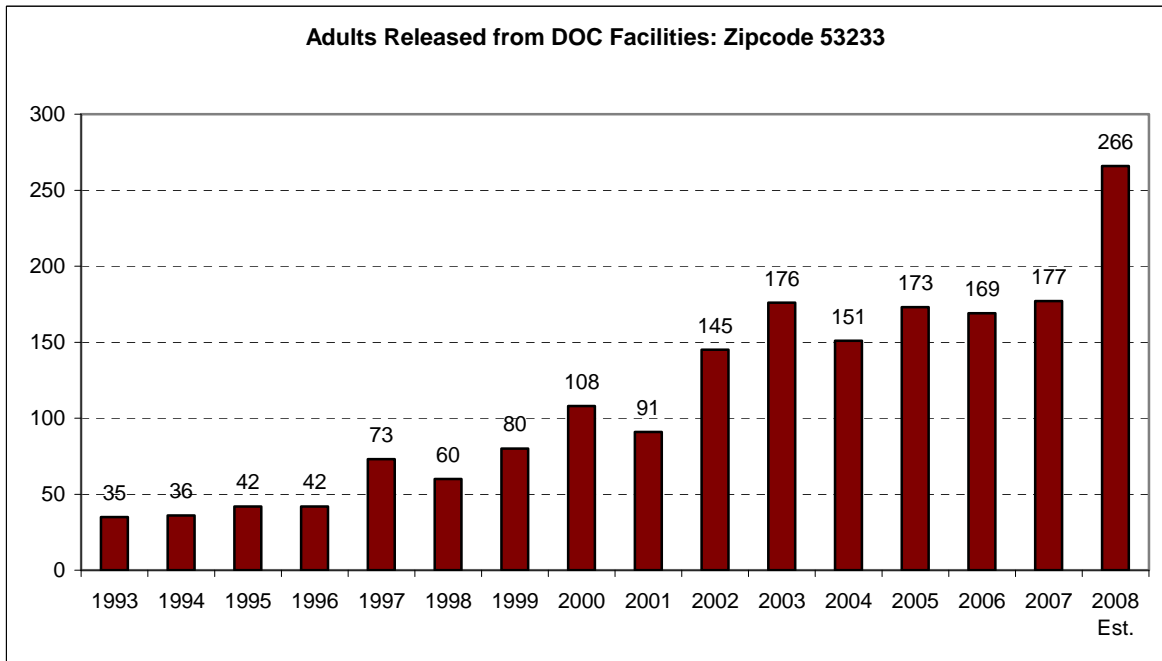
- A total of 692 adults from zip code 53233 are in the state corrections system. These include 163 adults incarcerated in state facilities (as of August 2008), 394 adults on probation and parole, and another 135 adults who had previously been incarcerated (1993-2008). This total is likely on the low end as no address was available for 10% of DOC ex-offenders from Milwaukee County. It is likely that at least some of these ex-offenders are living in the 53233 zip code.



- The number of adults incarcerated from zip code 53233 each year has more than tripled since the mid-1990s. Given high rates of recidivism many adults are incarcerated several times.



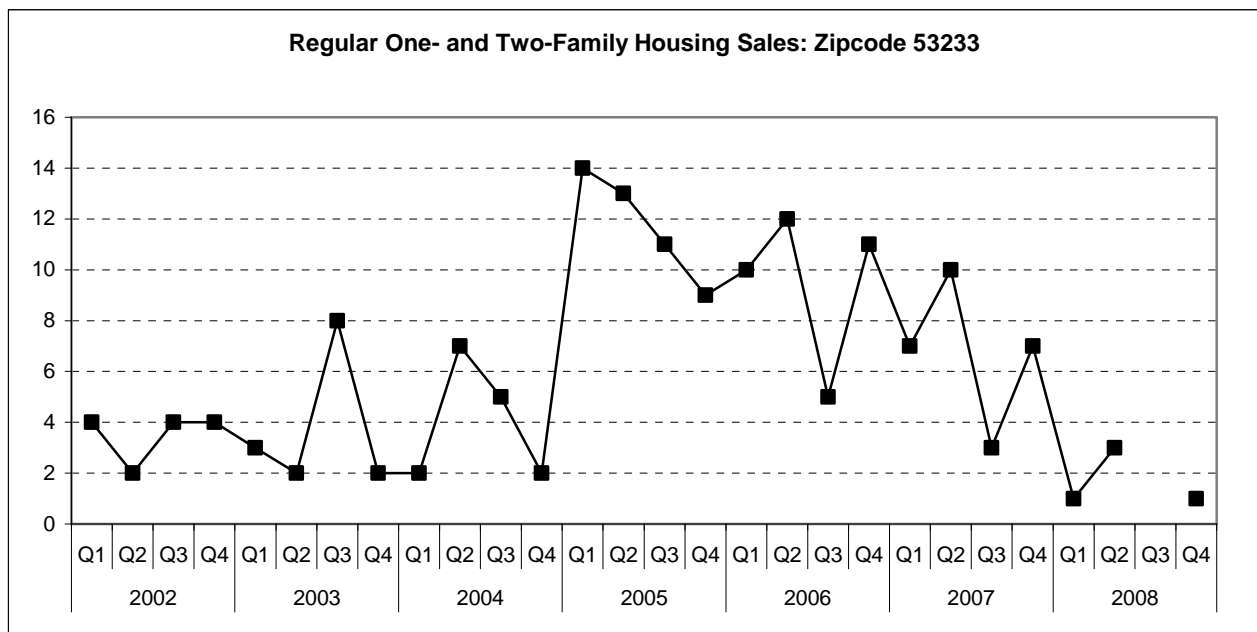
- Since 1993 the number of individuals being released from state adult correctional facilities into zip code 53233 has grown dramatically from 35 in 1993 to 176 in 2003, and 133 in the first half of 2008. Many subsequently returned to prison.



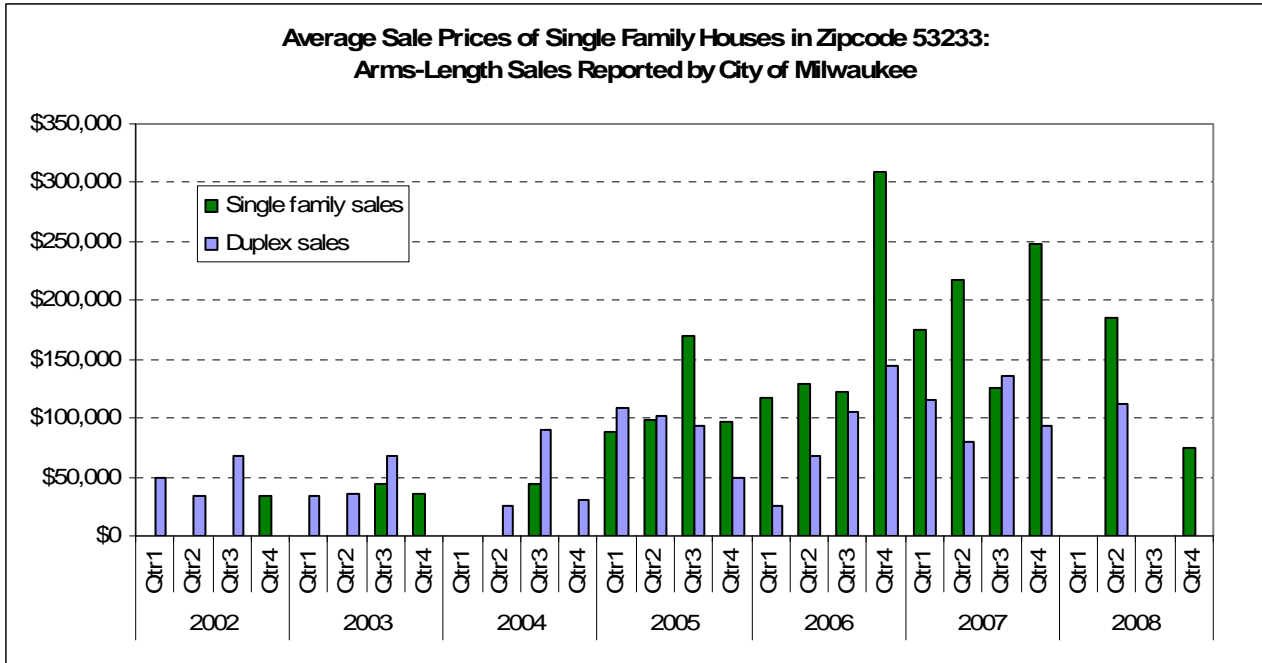
## The Housing Crisis Hits Home 1994-2009

While an analysis of the mortgage crisis in Milwaukee is beyond the scope of this paper, several data sources indicate that the problem has been extremely severe for Milwaukee families and that the effects are far from over. The mobility rates seen among MPS families can be expected to continue at high rates. Many home-owning families are unable to meet their mortgage, insurance, property tax, utilities bill and other housing obligations. Renters, already paying large portions of their income for housing, are caught in the middle of foreclosure actions against property owners as well as escalating rents due to rising utility bills and disproportionately high property taxes for inner city properties.

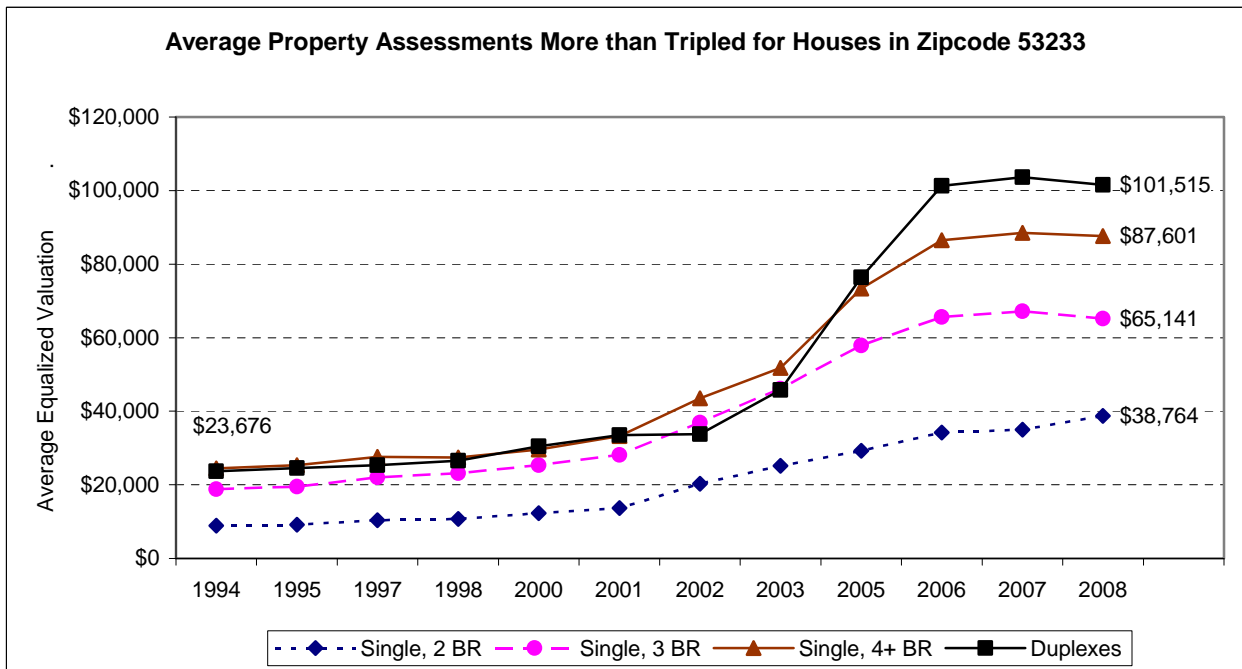
Overall, the zip code has very relatively few housing sales, but showed slight increases during 2005 to 2007. Only 162 arms-length housing sales were reported over the 7-year period from 2002 to 2008.



The wide fluctuations in average sale prices reflect the small number of sales taking place in the zip code for single family and duplex properties as well as the complexity of this college-area housing market.



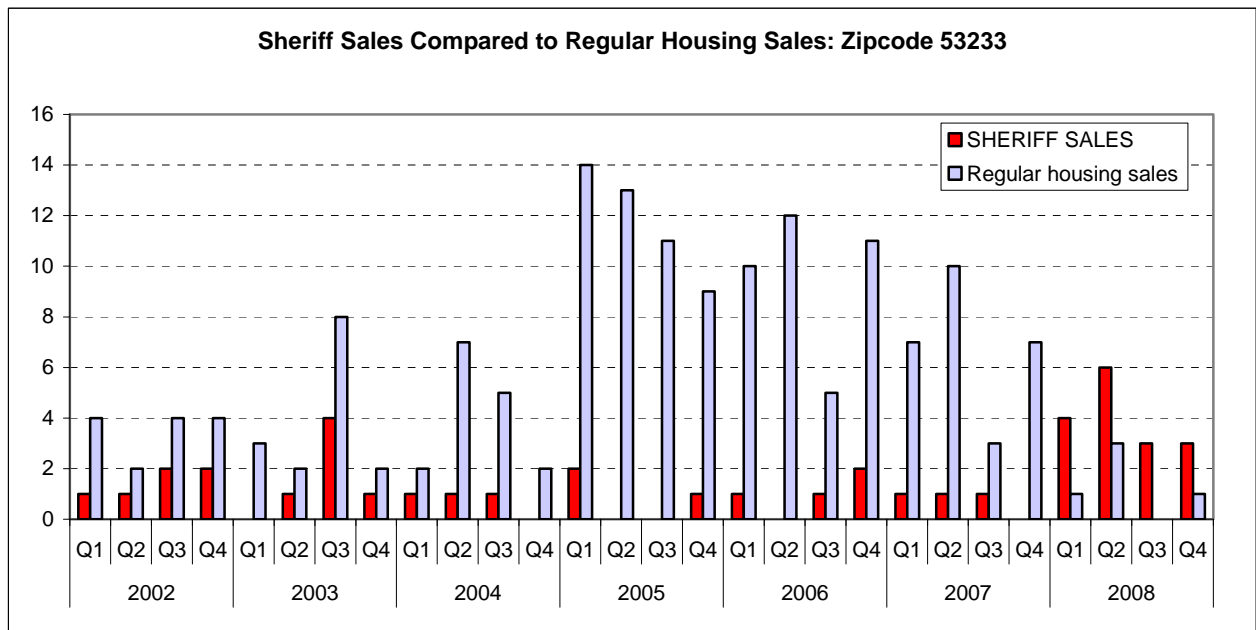
Based on the increased sales activity of the 2005 to 2007 period, the City of Milwaukee raised property assessments on single family and duplex housing in the zip code.



Source: City of Milwaukee Master Property file. Property assessments are converted to full value based on reported equalized assessment ratios

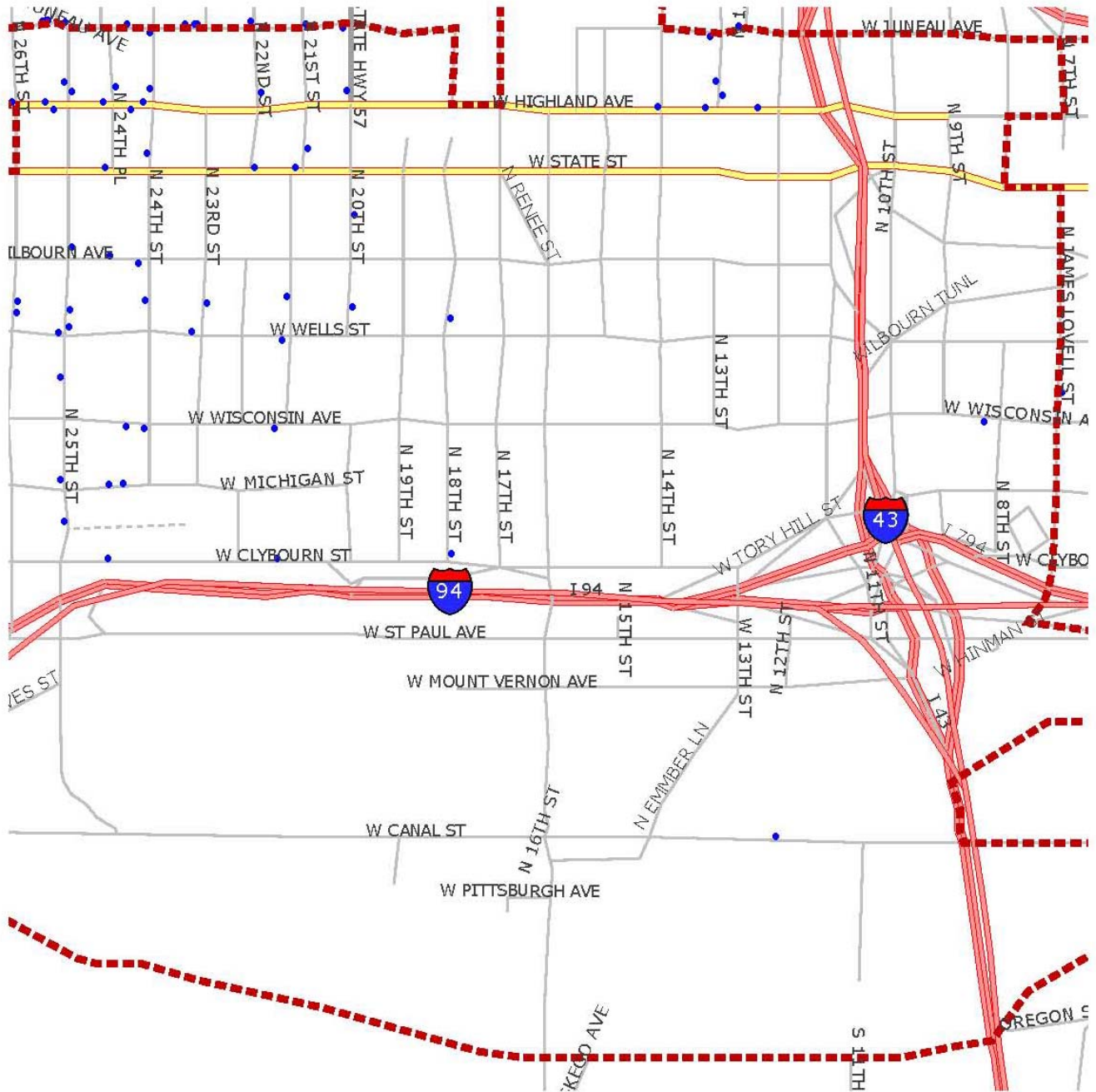
Foreclosure cases filed with the Milwaukee County circuit courts and reaching the Milwaukee County sheriff's office for auction sales were analyzed to shed light on the extent to which the national mortgage crisis reached Milwaukee neighborhoods and MPS families. The Milwaukee County sheriff holds weekly real estate auctions for houses that have been foreclosed for non-payment of mortgages. The foreclosure cases filed with the Milwaukee County circuit courts and reaching the sheriff for auction sales were analyzed to shed light on the extent to which the national mortgage crisis reached Milwaukee neighborhoods and MPS families.

Zip code 53233 shows very few housing sales – whether regular sales or scheduled for sheriff auction. While regular sales declined in 2008, there has been increased sheriff sale activity.

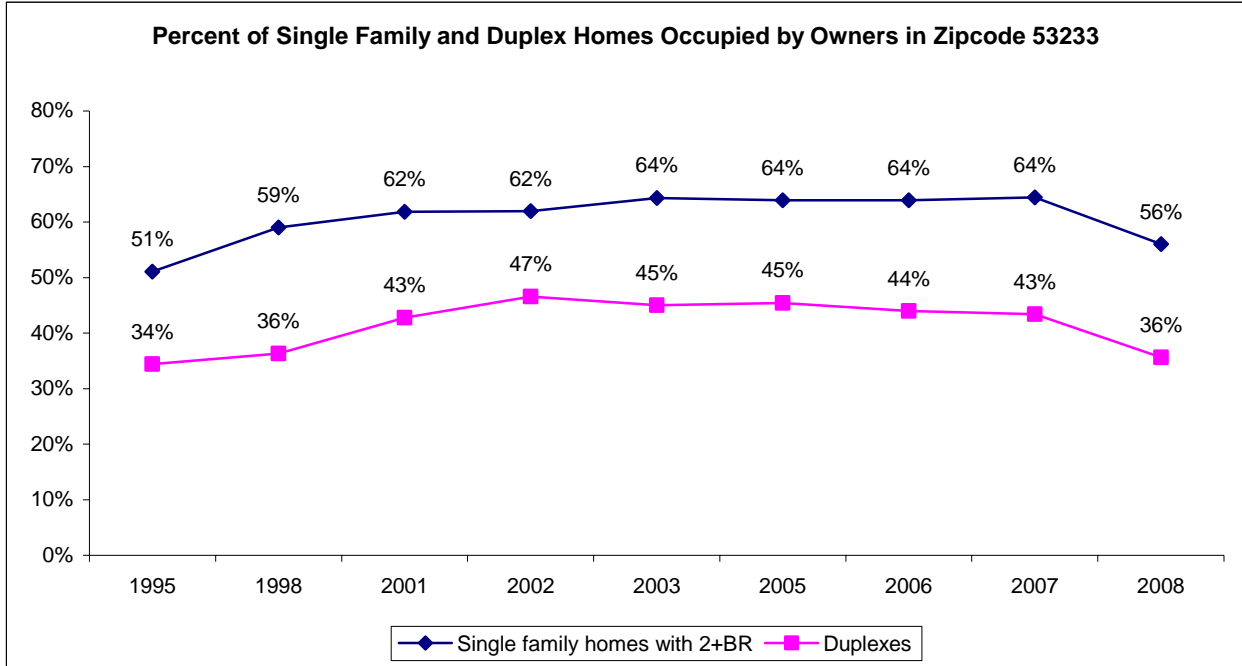


The map below shows sheriff sales scheduled in zip code 53233 for the recent period from January 1, 2007 – May 1, 2009. Most residential blocks in the zip code recently had a problem property reaching the sheriff sale stage. The properties up for auction are often in severe distress. Some may have already been abandoned, renters may be displaced or uncertain about who owns the property, repairs are frequently delayed, and vandalism is not uncommon.

**One and Two-Family Houses Put Up for Sheriff Sales: Zip Code 53233**  
(January 1, 2007 – May 1, 2009)



It appears that an immediate impact of the housing crisis may be a **drop in home ownership**. Home ownership rates for single family houses with 2 or more bedrooms dropped from 64% in 2007 to 56% in 2008. The home ownership rate for duplexes (where the owner lived in one of the units) went from 45% in 2005 down to 36% by 2008.

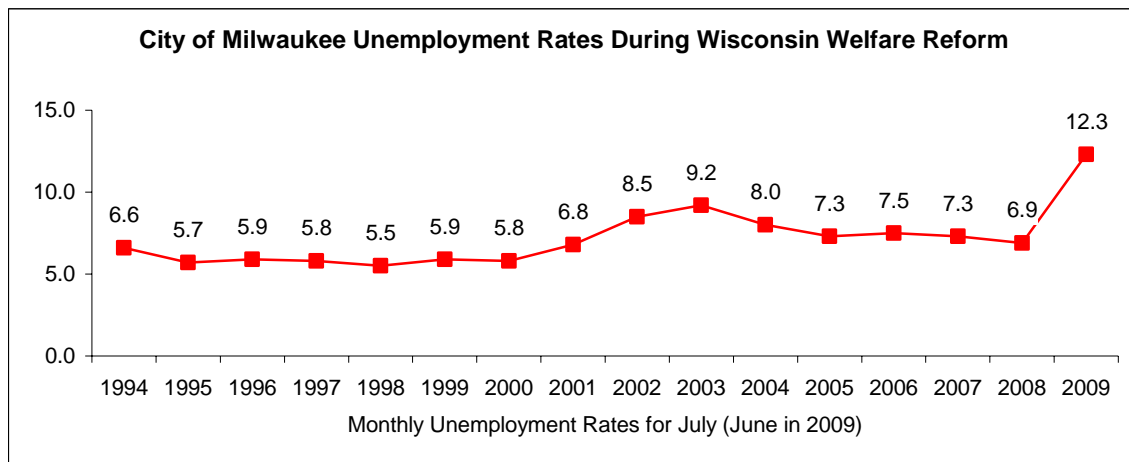


Source: City of Milwaukee property file.

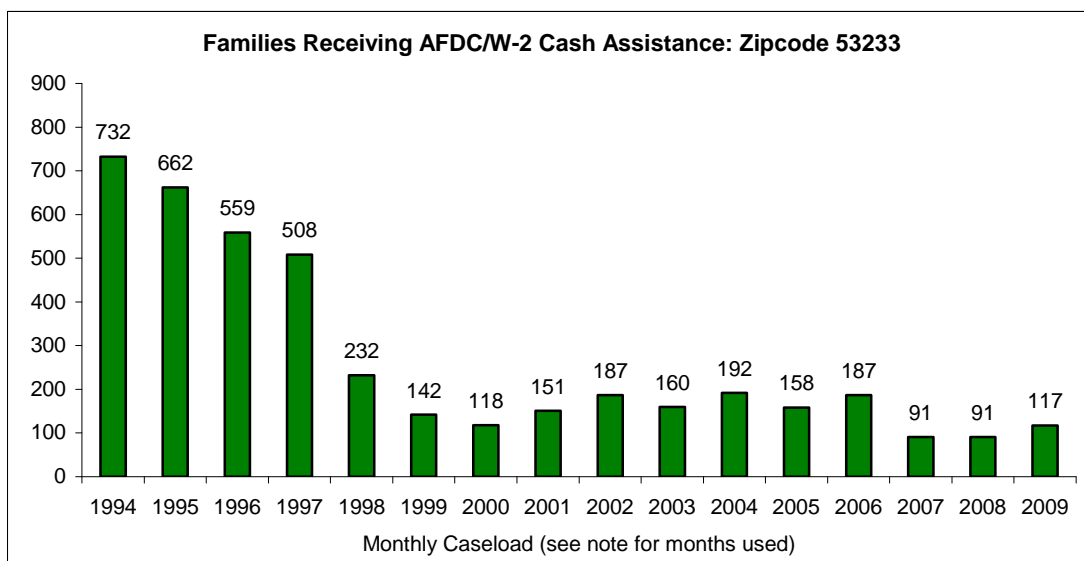
## Public Assistance to Families during the Recession 1994-2008

Enrollments in BadgerCare Plus (medical insurance for low-income families and children) and FoodShare (formerly food stamps) have increased substantially over the past year as the economy has worsened, but there has been little change in the number of Milwaukee families receiving “W-2” income support.

- The city of Milwaukee unemployment rate has nearly doubled over the past year, from 6.9% in July 2008 to 12.3% in June 2009. During this period, however, the number of families in zip code 53233 receiving W-2 income support remains very low, increasing by only 26 families from July 2008 to May 2009.

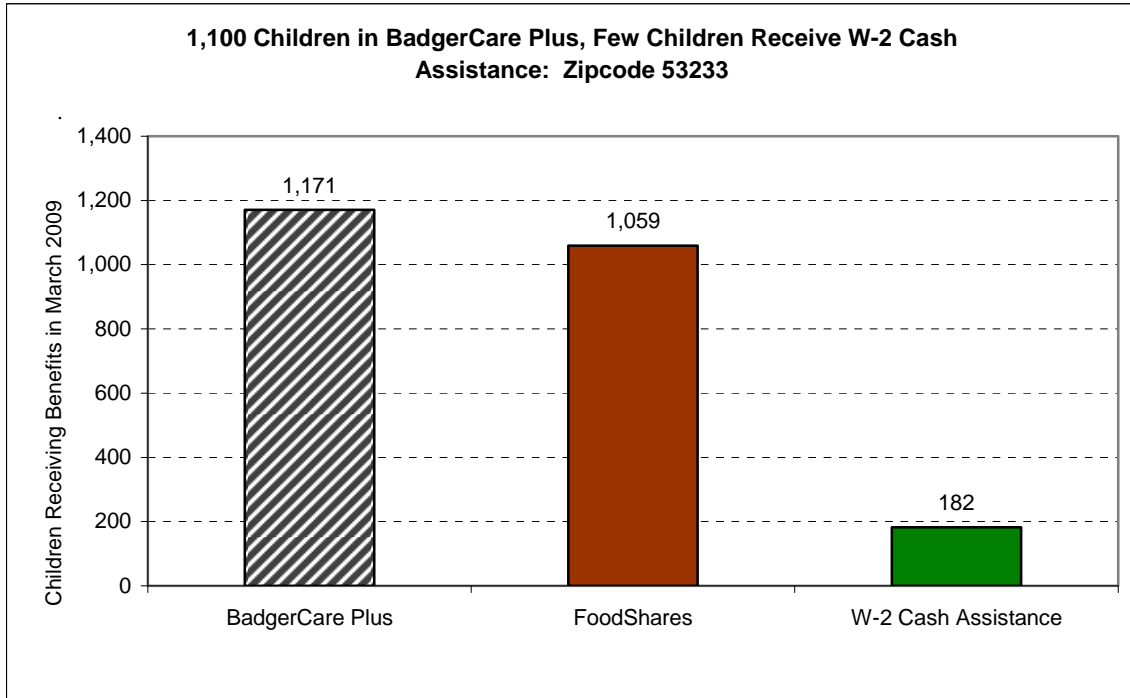


- Fewer families received W-2 income support in May 2009 (when the city unemployment rate reached 12.3%) than five years ago in July 2004 (when the city unemployment rate was at 8%). In May 2009 only 117 families in zip code 53233 were receiving W-2 cash assistance; in July 2004 there were 192 families receiving income support.



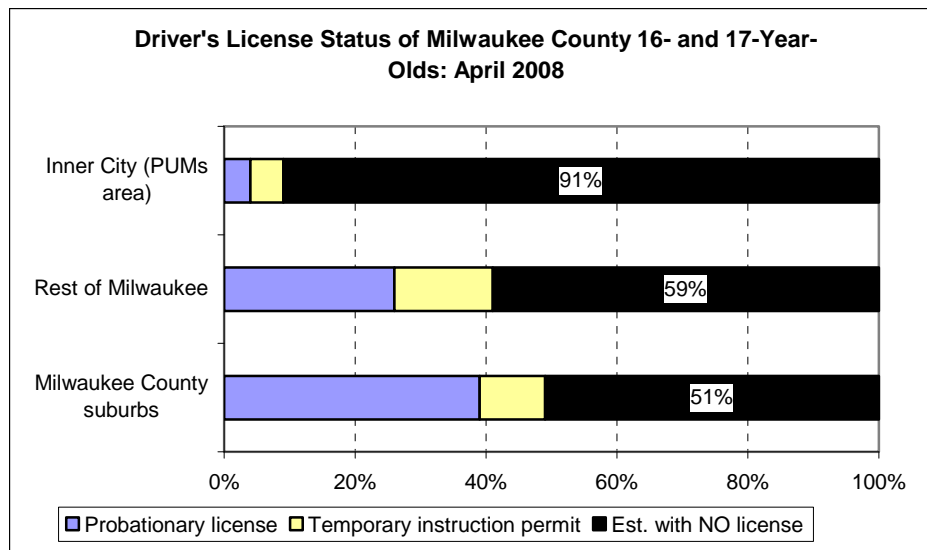
*Note: Monthly caseloads shown above are for July for the years 2001-2008 and in other years for March 1994, December 1995, September 1996, June 1997, April 1998, February 1999, April 2000, June 2001, and May 2009.*

- The state is making substantial efforts to increase enrollment of low-income children and families in federal/state medical insurance and FoodShare programs during the economic recession. As of March 2009, 1,171 children were enrolled in BadgerCare Plus and 1,059 children were receiving food stamp benefits in zip code 53233. Less than 200 children were in families receiving W-2 income support.



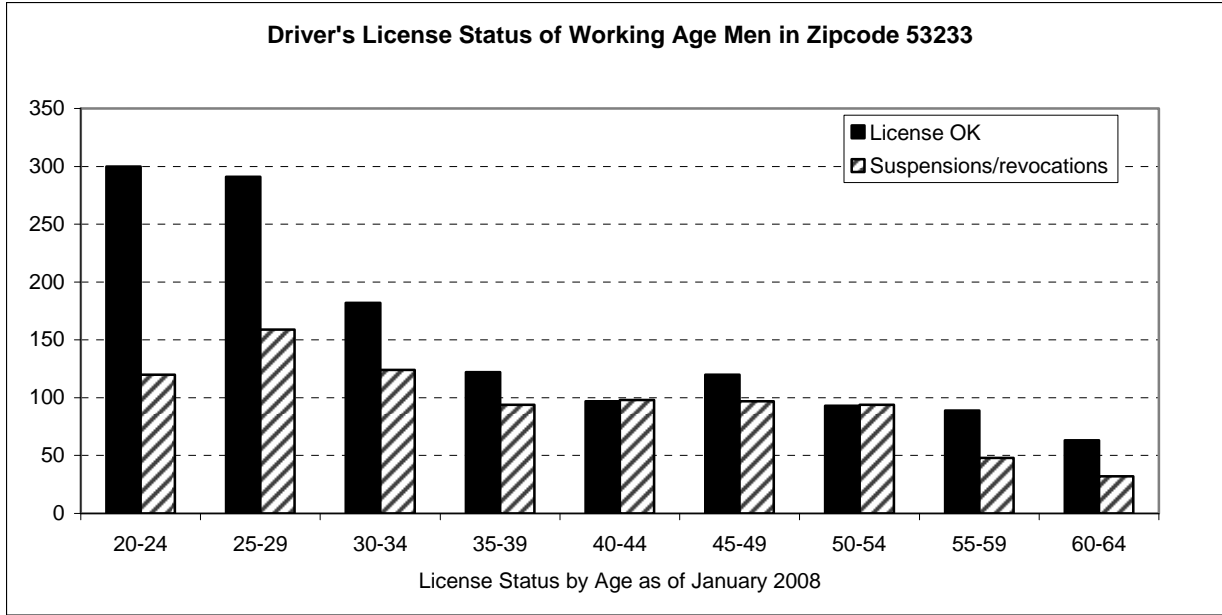
## Driver's License Suspensions and Revocations 2008

Only 9% of inner city Milwaukee teens aged 16 and 17 have probationary licenses (4%) or learner's permits (5%), according to 2008 Wisconsin Department of Transportation (DOT) driver's license files and U.S. Census population counts. Most (91%) inner city teens have NO license. By contrast, only 49% of 16- and 17-year-old teens living in the Milwaukee County suburbs have no license.

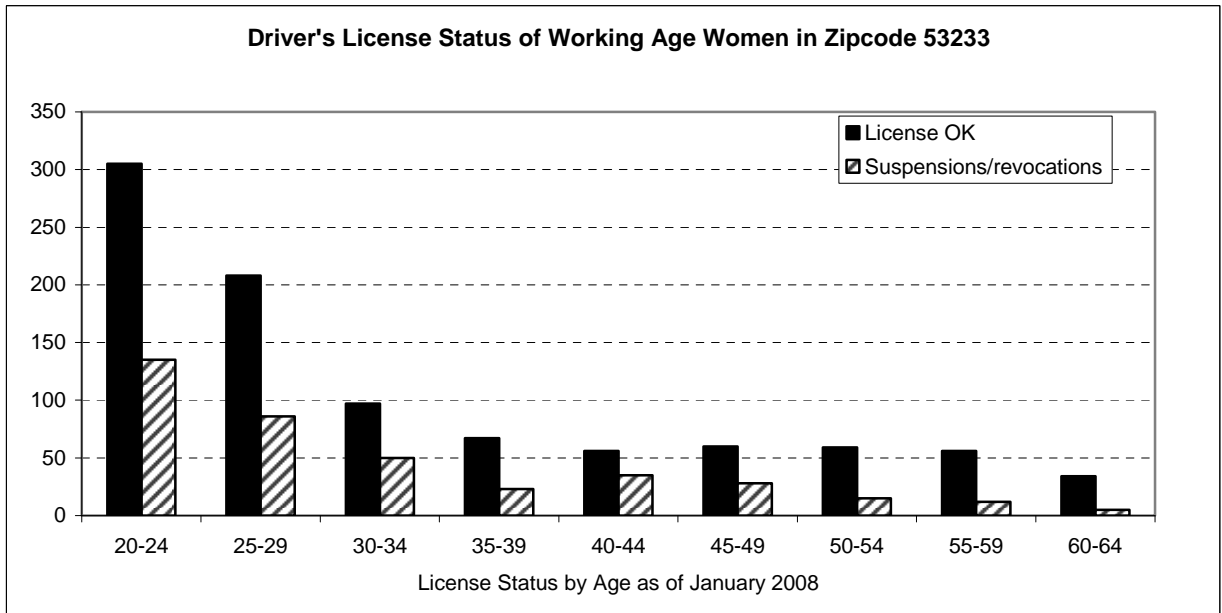


**The problems of teens lacking driver's licenses persist into adulthood.** Access to private transportation is critical for reaching most job openings in the metro area, yet few teens obtain their license while in school and dropouts under age 18 are prohibited from obtaining licenses. A host of factors contribute to the lack of driver's licenses among central city residents -- the lack of affordable driver's education programs for teens, the high cost of auto insurance in inner city neighborhoods, lack of vehicles among low-income residents, and high rates of license suspensions and revocations. Minorities are far more likely to have license suspensions and revocations than whites in Milwaukee County where minor vehicle infractions related to older cars ("driving while poor") may turn into felony violations if the individual is stopped while driving with a suspended license.

- In zip code 53233 state DOT files showed 907 males and 401 females with suspensions and revocations.
- The licensed population is highest among for the young adult/college aged men.



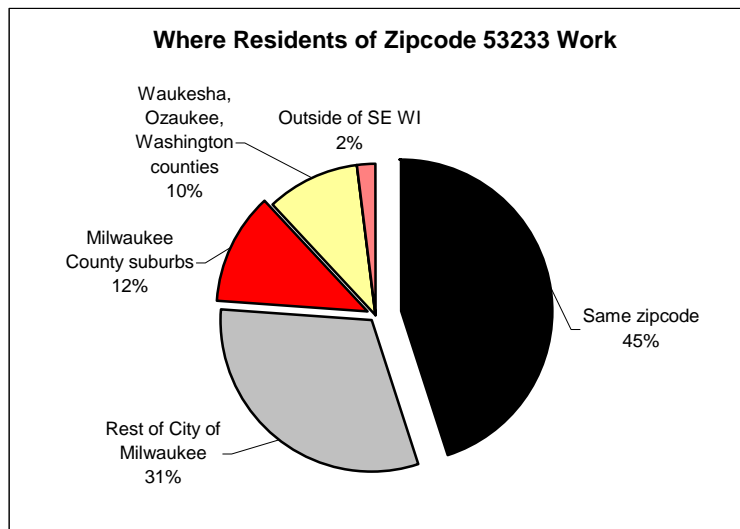
- The highest numbers of licensed women are also college age.



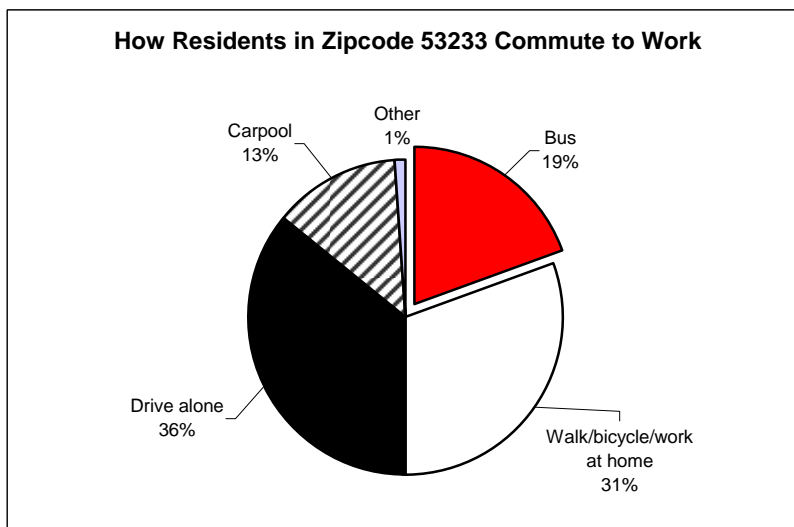
## Commuting Patterns 2000 CTPP

The 2000 Census Transportation Planning Package, released in 2004/2005, offered a unique opportunity to assess the commuting patterns of workers from zip code 53233. Responses to the Census long-form questionnaire (issued to one out of 6 households) were coded by address for residence and place of work.

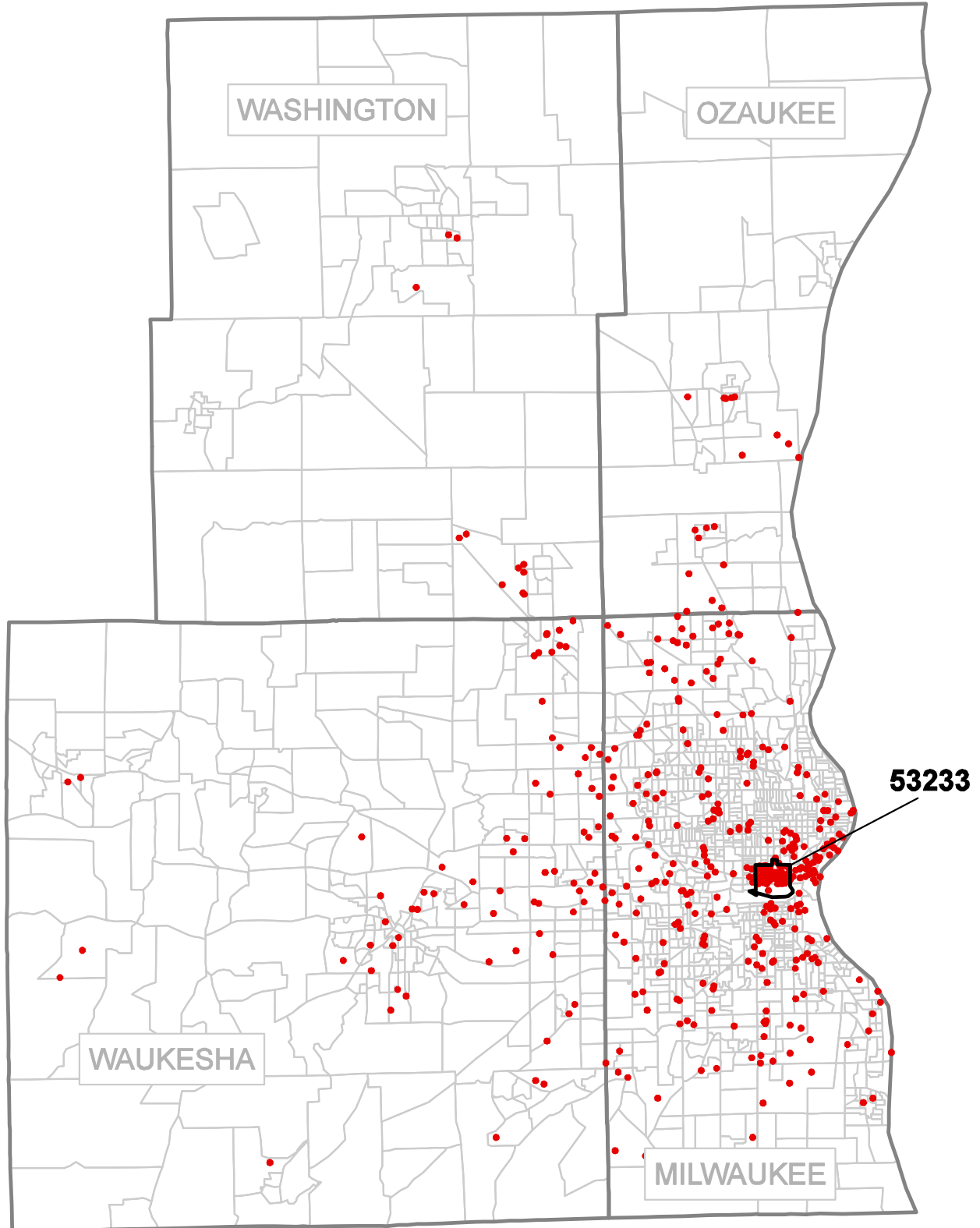
- A large number of residents of zip code 53233 work in the immediate neighborhood or downtown. According to the Census 2000 transportation files, three-fourths (76%) of 53233 residents worked in the city of Milwaukee and 12% in the Milwaukee County suburbs. About 10% of residents had jobs in Waukesha, Ozaukee and Washington (WOW) counties. Almost none of the residents commuted to Racine, Kenosha and Walworth counties for work.



- Bus transportation is critical for many workers residing in zip code 53233. While about a third of resident workers drove to work alone and another third walked or biked to work (or worked at home), an estimated 919 workers (19%) used the bus to get to their jobs in 2000.



# Where People Work Who Live in Zipcode 53233



Source: U.S. Census 2000 Transportation Planning Package data files (1 dot = 5 workers)  
Analysis by Employment and Training Institute, University of Wisconsin-Milwaukee.

## Employed Parents with Income Below or Near Poverty 1994-2009

Wisconsin income tax returns were reviewed to assess the income of families with children and living in central city Milwaukee zip codes. These tax data are for single and married (non-elderly) filers claiming dependents in the 2007 tax year based on filings in 2008. As a result the data are far more current than the 2000 U.S. Census (based on 1999 income) and more comprehensive than the American Community Survey for 2005-2007. Federal poverty guidelines and adjusted gross income ranges for non-elderly single and married tax filers with dependents were used to estimate the number of employed parents with income earnings below the poverty level.

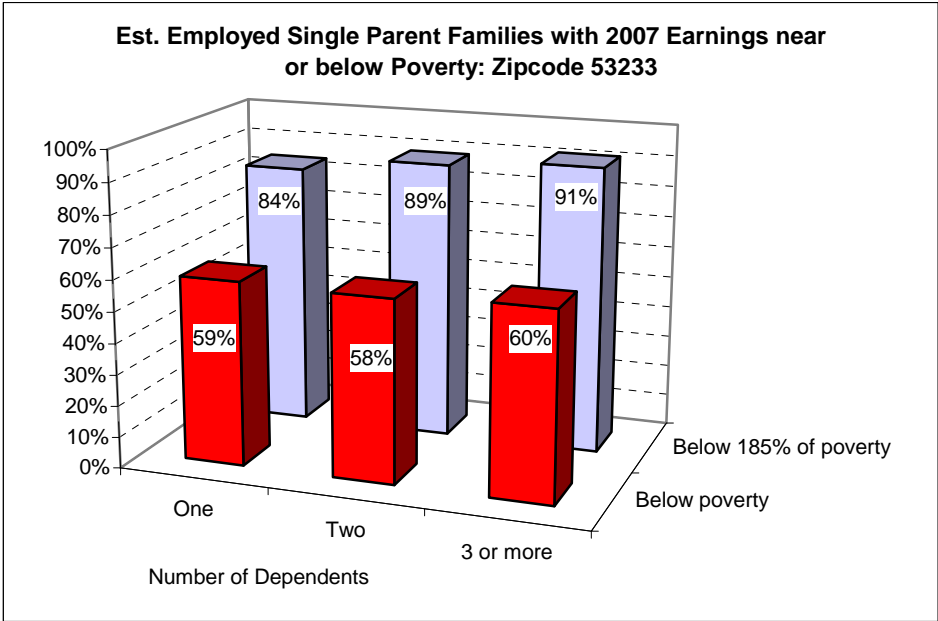
The poverty guidelines reflect the federal government's estimate of the bare minimum required by families to meet their basic needs and are used to determine eligibility for federal support programs. In 2007, the U.S. Department of Health and Human Services set the poverty guidelines at \$13,690 for a 2-person (e.g., parent and 1 child) family and \$17,170 for a 3-person family. The department estimated that it took \$3,480 to support each additional family member in 2007. These very low guidelines were used to determine the number of family tax filers showing income below the poverty line. A second, commonly used federal standard is 185% of poverty (or \$25,327 annual income to support 2 persons, \$31,765 to support 3 persons, and \$38,203 to support a family of four in 2007). The 185% of poverty standard was used to determine eligibility of families for reduced price school lunches and to qualify employed parents for eligibility for the Wisconsin Shares child care subsidy program.

| <u>2007 Federal Poverty Standards</u>   | <u>Family Size:</u> |                  |                  |                            |
|---|---------------------|------------------|------------------|----------------------------|
|   | <u>2-persons</u>    | <u>3-persons</u> | <u>4-persons</u> | <u>1 additional person</u> |
| Poverty level   | \$13,690            | \$17,170         | \$20,650         | +\$3,480                   |
| 130% of poverty (free lunch standard)   | \$17,797            | \$22,321         | \$26,845         | +\$4,524                   |
| 185% of poverty (reduced price lunch standard;<br>eligible for Shares child care subsidies) | \$25,327            | \$31,765         | \$38,203         | +\$6,438                   |

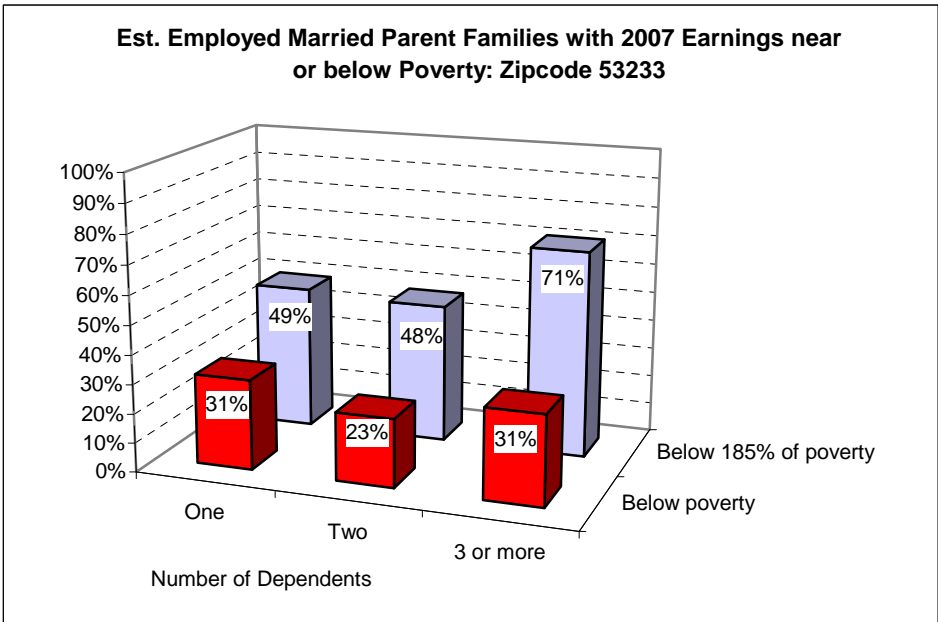
Note: the 2009 federal poverty standards are \$xx for a 2-person family and \$xx for each additional person.

In the city of Milwaukee (as measured by predominantly city zip codes), a majority (62%) of all employed parents with children made below 185% of the poverty level and a third of employed parent filers have earnings below the poverty level in 2007, according to state tax returns. In the inner city poverty rates and near poverty rates among working families are even higher.

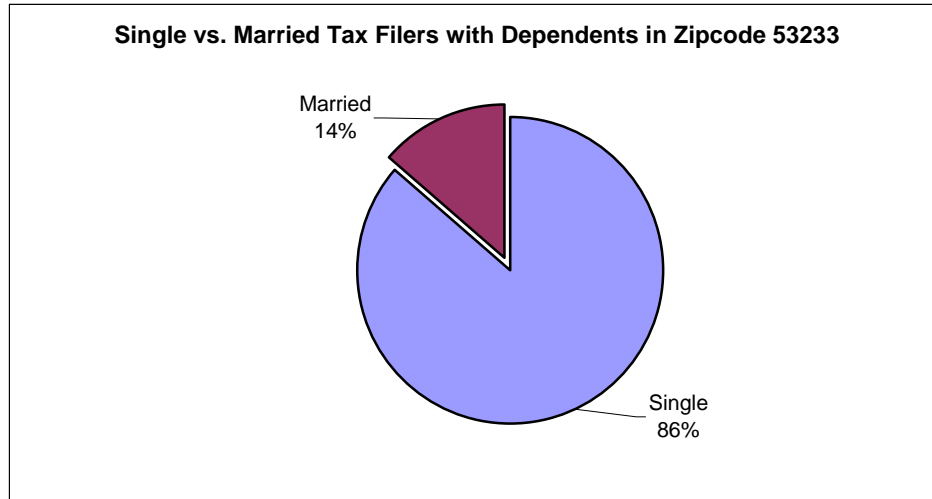
- **For single parent families with dependents, in zip code 53233 in 2007 sixty percent of the filers with more than 2 children had income below the poverty level.**
- When 185% of poverty (the standard for reduced price school meals) is used, **nearly all (89-91%) single parents with 2 or more children had inadequate income.**



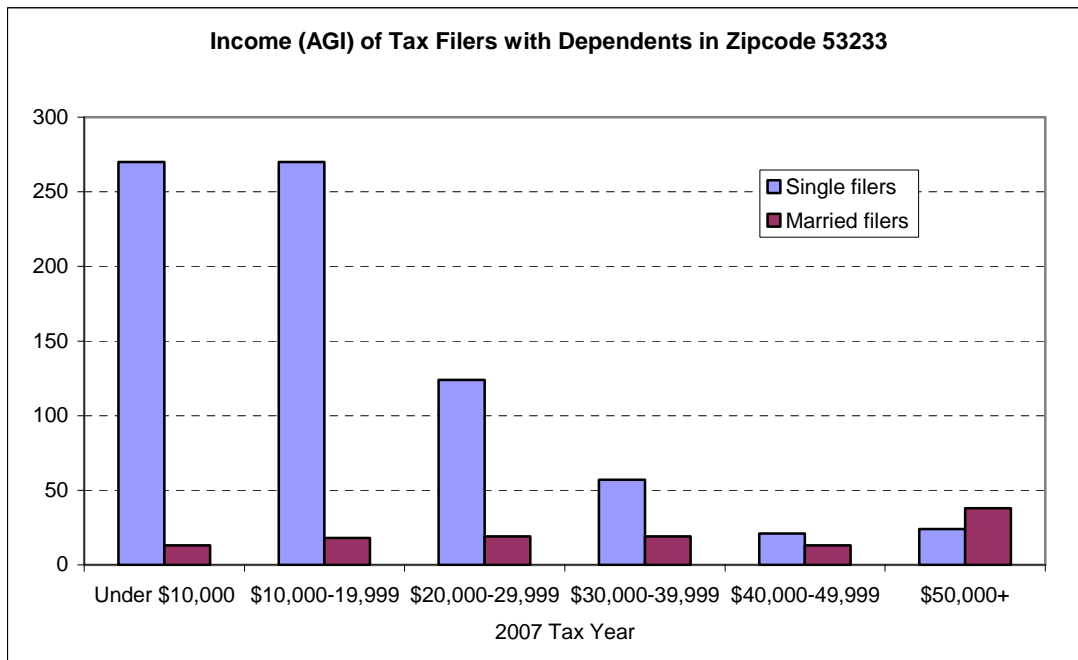
- **Married parent families were far less likely to be living in poverty**, often by combining incomes from two adult workers. The number of married families with dependents was very small, however, in zip code 53233.



- The Wisconsin Department of Revenue 2007 tax data showed **only 120 married tax filers with dependents compared to 766 single tax filers with dependents** in zip code 53233.



- The challenges of securing and maintaining full-time, year-round employment are particularly difficult for lower-income single parents; **270 single parents (with dependents) earned less than \$10,000 in 2007** and another 155 earned less than \$15,000.



## Earned Income Tax Credit Helps Families

Federal and state earned income tax credits offer a substantial boost to working families at the lower end of the wage scale. The federal earned income tax credit (EIC) offers a tax benefit to help reduce the payroll and social security tax burdens and to supplement wages for low and moderate income working families and single persons. Wisconsin has been a leader in providing a state credit for families.<sup>2</sup> For this analysis federal credits were estimated based on Wisconsin usage ratios.

- In zip code 53233, a total of **650 families were helped by the EIC**, or 73% of all single and married tax filers with dependents.

---

### Zip Code 53233 Parents Receiving the Earned Income Tax Credit (EIC) in 2007

|                                  |         |
|----------------------------------|---------|
| Families receiving the EIC       | 650     |
| Average state credit             | \$396   |
| Est. average federal credit      | \$2,401 |
| Average federal and state credit | \$2,798 |
| % of family tax filers helped    | 73%     |

---

---

<sup>2</sup> For those employed family tax filers who claim the credit, Wisconsin adds 4% to the federal credit for families with one qualifying child, 14% to the federal credit for families with two qualifying children, and 43% to the federal credit for families with three or more qualifying children.

*The summary report on **Socio-Economic Analysis of Neighborhood Issues Facing Milwaukee Public Schools Students and Their Families** and analyses of other zip codes are available online at [www.eti.uwm.edu](http://www.eti.uwm.edu).*