

Appendix 4

Socio-Economic Analysis of Neighborhood Issues Facing Milwaukee Public Schools Students and Their Families in Zip Code 53208

*Planning document prepared by the
University of Wisconsin-Milwaukee
Employment and Training Institute,
2009.*

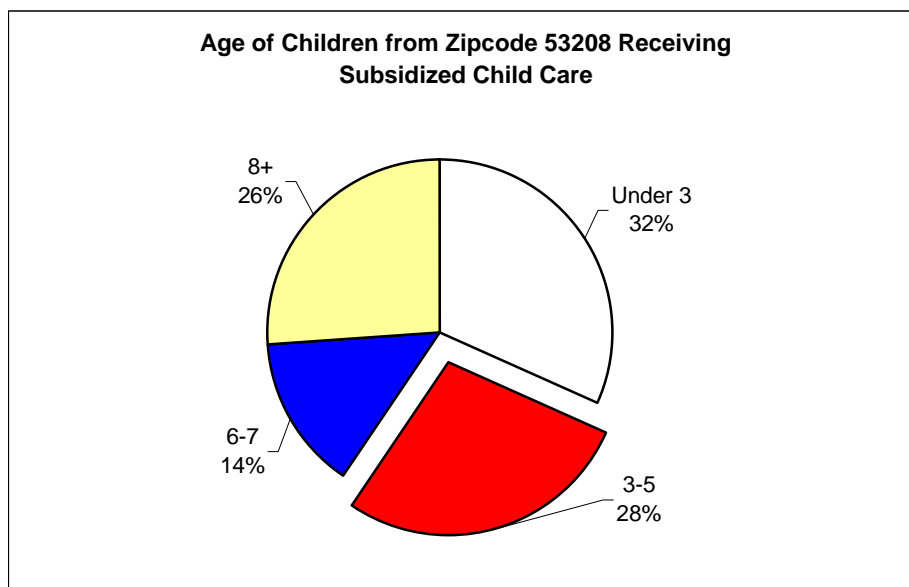
As a planning supplement to the annual count of school children in the City of Milwaukee, the University of Wisconsin-Milwaukee Employment and Training Institute assembled institutional and administrative data bases to help provide a socio-economic analysis of neighborhood issues facing Milwaukee Public School students and their families. This report provides neighborhood drilldowns for Milwaukee zip code 53208.

Contents	<u>Page</u>
Child Care Availability and Subsidies	2
Child Safety: Crime and Traffic Accidents	8
High Incarceration Rates and Returning Prisoners	11
The Housing Crisis Hits Home	13
Public Assistance to Families during the Recession	18
Driver's License Suspensions and Revocations	20
Commuting Patterns	22
Employed Parents with Income Below or Near Poverty	24

Child Care Availability and Subsidies 1996-2009

The Wisconsin Shares program provides child care subsidies for employed parents (and those in approved “W-2” activities), utilizing federal Child Care and Development Funds (CCDF) and Temporary Assistance to Needy Families (TANF). Families are eligible for support if their income is at or below 185% of poverty and may continue to receive support until their income reaches 200% of poverty.

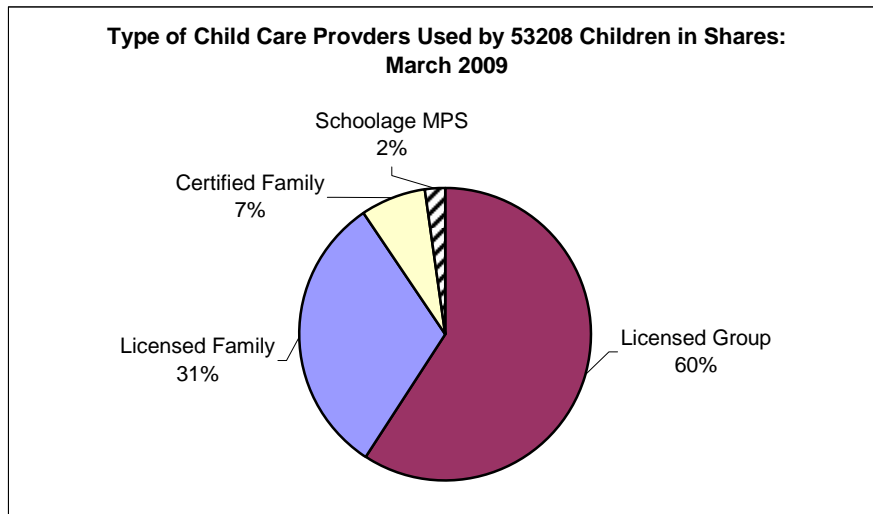
In zip code 53208 a total of 1,806 children received Wisconsin Shares child care subsidies the week of March 15, 2009. Children ages 3 through 5 made up 500 (28%) of the children in care, and another 733 children ages 6 and above were in before and after school care.



Under the Shares program parents may choose among several types of child care: licensed group care (centers licensed by the Wisconsin Department of Children and Families to serve 9 or more children), licensed family care (family providers licensed by the state to serve 4-8 children), certified family care (providers certified by Milwaukee County to care for up to 6 children in their home), and school-age programs operated by Milwaukee Public Schools.¹

In zip code 53208, 60% of the children were in licensed group centers and almost a third (31%) in licensed family care. Only 42 children (2%) were in MPS school-age child care in March 2009.

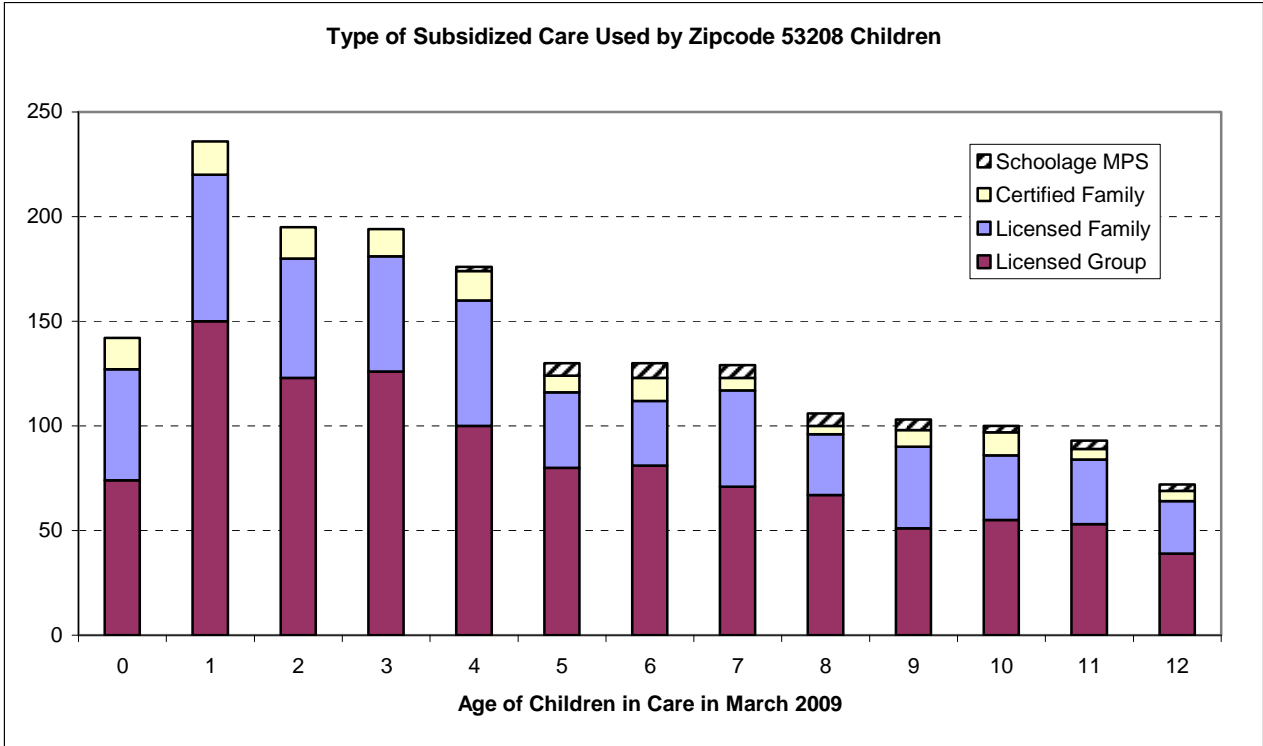
¹ “Lead teachers” in licensed group child care centers must complete only an 80-hour training class (and 25 hours of continuing education each year). “Lead teachers” caring for children under age 2 must also take a 10-hour training on infants and toddlers. “Assistant teachers” in group centers must complete only a 40-hour child care class (and take 25 hours of continuing education each year). Licensed family providers also must complete a 40-hour training class (and take 15 hours of in-service training each year). Regularly certified providers must complete a 20-hour training class (and take 5 hours of continuing education annually). Provisionally certified providers are not required to complete any training. See the Milwaukee County “Child Care Providers” website at www.county.milwaukee.gov/ChildCare9969/Providers.htm.



Zip Code 53208 Children in Subsidized Care as of March 2009

<u>Type of Care</u>	<u>Age as of March 2009:</u>													<u>Total</u>
	<u>0</u>	<u>1</u>	<u>2</u>	<u>3</u>	<u>4</u>	<u>5</u>	<u>6</u>	<u>7</u>	<u>8</u>	<u>9</u>	<u>10</u>	<u>11</u>	<u>12</u>	
Licensed Group	74	150	123	126	100	80	81	71	67	51	55	53	39	1,070
Licensed Family	53	70	57	55	60	36	31	46	29	39	31	31	25	563
Regularly Certified Family	12	13	13	11	13	7	9	4	3	6	9	5	4	109
Provisionally Certified Family	3	3	2	2	1	1	2	2	1	2	2		1	22
Schoolage MPS					2	6	7	6	6	5	3	4	3	42
All	142	236	195	194	176	130	130	129	106	103	100	93	72	1,806

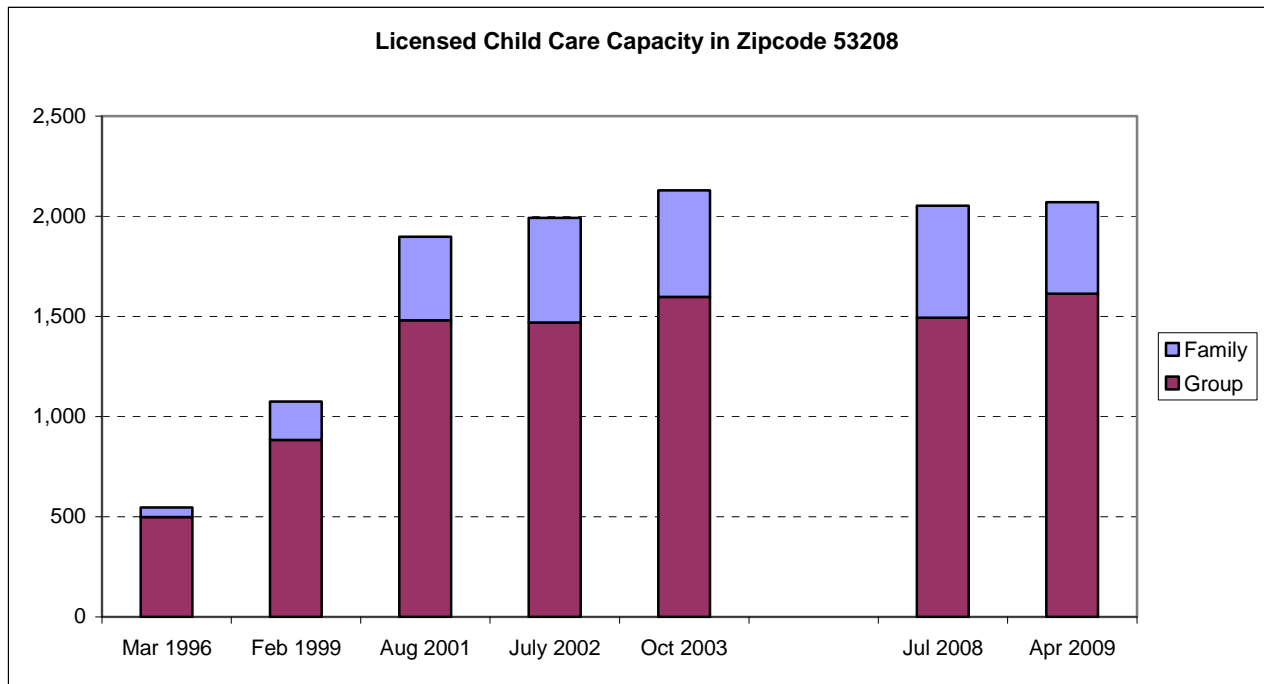
In zip code 53208 a majority of subsidized children in every age group but one are in licensed group care.



Licensed Child Care Providers Located in Zip Code 53208

The state Department of Health and Family Services had licensed 31 group centers located in zip code 53208, with a licensed capacity for 1,614 children and 57 family providers with a capacity for 456 children as of April 2009. (In addition, parents may place their children in the care of neighbors, friends or relatives and receive subsidy support if the provider has been certified by Milwaukee County as meeting minimum state requirements.)

The capacity of licensed child care has more than tripled since the Wisconsin Shares program was developed using funded through federal Temporary Assistance to Needy Families (TANF) and the Child Care and Development Fund (CCDF).



Licensed Group Centers in Milwaukee Zip Code 53208
(as of April 2009)

<u>Facility Name</u>	<u>Street Address</u>	<u>Capacity</u>	<u>Ages Accepted</u>	<u>Days Open</u>
JO'S DAYCARE ACADEMY	4801 W NORTH AVE	151	6 wks - 12 yrs	Sun-Sat
HIGHLAND EDUCATIONAL ACADEMY	4212 W HIGHLAND BLVD	120	6 wks - 13 yrs	Sun-Sat
NEIGHBORHOOD HOUSE OF MILWAUKEE	2819 W RICHARDSON PL	100	6 wks - 12 yrs	Mon-Fri
CHILDRENS PANTRY FAM RESOURCE CTR	3130 W LISBON AVE	99	6 wks - 12 yrs	Sun-Sat
HONEY'S CHILD CARE	2939 W KILBOURN AVE	80	6 wks - 12 yrs	Sun-Sat
COMMUNITY CHILD CARE LTD WEST	4311 W NORTH AVE	71	4 wks - 12 yrs	Sun-Sat
BOYS & GIRLS CLUB - FITZSIMONDS	3400 W NORTH AVE	70	4 yrs - 8 yrs	Mon-Fri
NUBIAN LEARNING ACADEMY INC	2801 W WISCONSIN AVE	68	4 wks - 13 yrs	Mon-Fri
THE GROWING TREE CHILDREN'S CENTER	3940 W LISBON AVE	60	6 wks - 12 yrs	Mon-Fri
BLUEMOUND CHILD CARE VLIET ST	5404 W VLIET ST	50	6 wks - 12 yrs	Mon-Fri
CHRISTINA'S CC & DEV CENTER INC	3511 W LISBON AVE	50	4 wks - 12 yrs	Sun-Sat
HILLTOP ACADEMY	827 N 34TH ST	50	5 wks - 12 yrs	Sun-Sat
LIGHTHOUSE CHILD DEVELOPMENT CENTER	3624 W NORTH AVE	50	4 wks - 12 yrs	Sun-Sat
MOTHER JONES CHILD CARE ACADEMY	3630 W LISBON AVE	50	6 wks - 12 yrs	Sun-Sat
WILLA M. MCCORY CC & RESOURCE CTR	2722 W HIGHLAND BLVD	50	6 wks - 12 yrs	Mon-Fri
NORTHCOTT HEAD START-LISBON CTR	3711 W LISBON AVE	45	3 yrs - 6 yrs	Mon-Fri
ACCENT CHILDREN CHILDCARE CENTER	4702 W VLIET ST	44	6 wks - 12 yrs	Mon-Fri
BRIGHT MINDS EDU-CARE CENTER	1945 N 31ST ST	44	2 yrs - 12 yrs	Mon-Fri
PATTYCAKE CHILDREN'S CENTER	4517 W NORTH AVE	40	6 wks - 12 yrs	Sun-Sat
JORDAN EARLY CHILDHOOD ACADEMY	3410 W MCKINLEY BLVD	39	4 wks - 12 yrs	Sun-Sat
NORTH AVE CHILD DAYCARE LLC	4419 W NORTH AVE	39	6 wks - 12 yrs	Sun-Sat
LOVING A GENERATION CHILD CARE CTR	3223 W LLOYD ST	35	6 wks - 12 yrs	Sun-Sat
LITTLE RASCALS CHILDCARE ACADEMY II	3929 W NORTH AVE	33	6 wks - 12 yrs	Sun-Sat
A NEW BEGINNING CHILD CARE CTR LLC	2901 W NORTH AVE	25	4 wks - 12 yrs	Sun-Sat
HIGHLAND COMMUNITY SCHOOL	3030 W HIGHLAND BLVD	25	18 mos - 4 yrs	Mon-Fri
NUK-NUK CHILDCARE DEVELOPMENT CTR	3800 W VLIET ST	25	4 wks - 12 yrs	Mon-Sat
KIDZ WORLD INC	2806 W LISBON AVE	23	6 wks - 12 yrs	Mon-Fri
HMONG'S FIRST ACADEMY CENTER LLC	1115 N 35TH ST	22	2 yrs - 12 yrs	Mon-Fri
DAUGHTERS OF THE FATHER CDCL SITE 3	1420 N 33RD ST	20	6 wks - 12 yrs	Mon-Fri
INTERNATIONAL LEARNING CENTER	639 N 25TH ST	20	30 mos - 5 yrs	Mon- Thu
TOMORROW'S FUTURE CHILD CARE CENTER	2247 N 31ST ST	16	6 wks - 12 yrs	Mon-Sat

Licensed Family Centers in Milwaukee Zip Code 53208
(as of April 2009)

<u>Facility Name</u>	<u>Street Address</u>	<u>Capacity</u>	<u>Ages Accepted</u>	<u>Days Open</u>
A DAY OF HOPE LEARNING CENTER	1728 N 38TH ST	8	6 wks - 12 yrs	Sun-Sat
ABOVE & BEYOND ACAD OF EXCELLENCE	1944 N 38TH ST	8	6 wks - 12 yrs	Mon-Sat
ALLMOST LIKE HOME	1539 N 30TH ST	8	2 wks - 12 yrs	Sun-Sat
ASIA'S FAMILY CHILD CARE	2121 N 27TH ST	8	6 wks - 12 yrs	Sun-Sat
BABIES CHRISTIAN DC & PRESCH CTR	3917 W GALENA ST	8	4 wks - 12 yrs	Mon-Fri
BEGINNER'S CHOICE ACADEMY LLC	1630 N 40TH ST	8	6 wks - 12 yrs	Mon-Sat
BOO BOO LEARN-N-PLAY DAY CARE	1312 N 39TH ST	8	6 wks - 12 yrs	Sun-Sat
BRIGHTER DAYS CHILD DEVELOPMENT CTR	2005 N 36TH ST	8	1 day - 13 yrs	Sun-Sat
BRIGHTER HORIZONS EARLY LRNG CTR	2240 N HIMOUNT BLVD	8	6 wks - 12 yrs	Mon-Fri
CBA-CHILD CARE BY ANNA-LISE	2159 N 60TH ST	8	6 wks - 12 yrs	Mon-Fri
CHARLIE'S LITTLE ANGELS	1342 N 40TH ST	8	6 wks - 12 yrs	Sun-Sat
CHERESSE'S FAMILY CHILD CARE CENTER	3315 W MT VERNON AVE	8	6 wks - 12 yrs	Sun-Sat
COLLIER'S FAMILY LEARNING CTR INC	1130 N 35TH ST	8	4 wks - 12 yrs	Sun-Sat
CORDIA'S LITTLE TREASURES	1220 N 31ST ST	8	6 wks - 12 yrs	Sun-Sat

DIANNE'S LITTLE LEARNING CASTLE	3910 W WALNUT ST	8	4 mos - 12 yrs	Mon-Fri
DIANNE'S LITTLE LEARNING CASTLE	1530 N 38TH ST	8	4 mos - 12 yrs	Mon-Fri
DIVINE EQUALITY CHILD SERVICES	1504 N 39TH ST	8	2 yrs - 12 yrs	Mon-Fri
FOOTPRINTS IN THE SAND DAYCARE	1148 N 45TH ST	8	6 wks - 12 yrs	Mon-Fri
GIANT STEPS CHILDCARE PHASE II	3402 W STATE ST	8	1 day - 12 yrs	Sun-Sat
HIGHLY FAVORED CHILDCARE CENTER	2222 N 42ND ST	8	2 wks - 12 yrs	Sun-Sat
IT'S A SMALL WORLD GROWTH & DEV CTR	1955 N 36TH ST	8	4 wks - 12 yrs	Mon-Fri
JOANN'S TLC DAY CARE INC	4125 W VLIET ST	8	2 wks - 12 yrs	Sun-Sat
JOHNSON & JOHNSON DAY CARE CENTER	1271 N 43RD ST	8	6 wks - 12 yrs	Mon-Sat
JOU'S CHILD CARE CENTER	2026 N 35TH ST	8	4 wks - 12 yrs	Sun-Fri
KIDDIE KLUB DAY CARE	2826 W JUNEAU AVE	8	6 wks - 12 yrs	Mon-Fri
LEOLA'S SPECIAL NEEDS CHILD CARE	2246 N 49TH ST UPPER	8	6 wks - 12 yrs	Mon-Fri
LIFE MORE ABUNDANTLY LEARNING CTR	1514 N 40TH ST	8	4 wks - 12 yrs	Sun-Sat
LILLY OF THE VALLEY CHILD CARE II	1922 N 27TH ST	8	2 mos - 12 yrs	Mon-Fri
LITTLE PEOPLES SAFE HOUSE	2133 N 32ND ST	8	6 wks - 12 yrs	Mon-Fri
LOVE AND CARE CHILDCARE	4218 W LLOYD ST	8	6 wks - 12 yrs	Sun-Sat
LOVING HANDS LEARNING CENTER	4409 W GARFIELD AVE	8	6 wks - 12 yrs	Sun-Sat
LOVING HANDS LEARNING CTR II	4418 W LISBON AVE	8	4 wks - 12 yrs	Sun-Sat
MAI LOR FAMILY DAY CARE	1530 N 30TH ST	8	6 wks - 12 yrs	Mon-Sat
MILWAUKEE FINEST CHILD CARE	3816 W ROBERTS ST	8	3 wks - 12 yrs	Mon-Fri
MIRACLES START YOUNG	4334 W LISBON AVE	8	2 wks - 13 yrs	Sun-Sat
MISS ESSIE MAE I CHILD CARE	2229 N 52ND ST	8	6 wks - 12 yrs	Sun-Sat
MY GLORIOUS ANGEL'S CHILD DEV CTR	1538 N 39TH ST	8	4 wks - 12 yrs	Mon-Sat
NICOLE'S LITTLE ANGELS	1713 N 38TH ST	8	6 wks - 12 yrs	Mon-Sat
PRECIOUS LITTLE FEET CDC LLC	3213 W VLIET ST	8	4 wks - 12 yrs	Mon-Fri
PRECIOUS LOVE CHILD CARE	3807 W SARNOW ST	8	4 wks - 12 yrs	Mon-Sat
QUALITY & FLEXIBLE FAMILY CC	1340 N 55TH ST	8	6 wks - 12 yrs	Sun-Sat
RISE AND SHINE LICENSED FAMILY DC	3301 W MT VERNON AVE	8	6 wks - 12 yrs	Sun-Sat
RISING STARS FAMILY DAY CARE CENTER	2229 N 47TH ST	8	4 wks - 12 yrs	Mon-Sat
ROBIN'S NEST DAYCARE II	2103 N 36TH ST	8	6 wks - 12 yrs	Sun-Sat
ROBIN'S NEST OF LOVE CHILD CARE	1632 N 37TH ST	8	6 wks - 12 yrs	Mon-Fri
S & J FAMILY DAY CARE	1646 N 28TH ST	8	6 wks - 12 yrs	Mon-Sat
SHECAR DAY CARE	442 N 30TH ST	8	1 day - 12 yrs	Mon-Sat
SPIRITUAL AWAKENING PRESCHOOL	3910 W GALENA ST	8	4 wks - 12 yrs	Mon-Fri
SUN SHINE PALACE CHILD CARE	1351 N 32ND ST	8	2 wks - 12 yrs	Mon-Fri
TOMORROWS LEADERS LEARNING CENTER	2821 W CLARKE ST	8	4 wks - 12 yrs	Mon-Sat
TRACY'S LOVING TOUCH DAY CARE	1921 N 28TH ST	8	6 wks - 12 yrs	Mon-Fri
VANG FAMILY CHILD CARE II	1908 N 34TH ST	8	4 wks - 12 yrs	Sun-Sat
WAHER FAMILY DAY CARE	230 N 37TH ST	8	6 wks - 12 yrs	Mon-Fri
XIONG FAMILY DAY CARE	1308 N 39TH ST	8	4 wks - 12 yrs	Sun-Sat
YANG FAMILY DAY CARE	3014 W CHERRY ST	8	6 wks - 13 yrs	Mon-Fri
YANG PARYISS DAY CARE	1718 N 34TH ST	8	6 wks - 12 yrs	Mon-Fri
YEU & YOUR DAY CARE	1256 N 45TH ST	8	6 wks - 12 yrs	Mon-Fri

Child Safety: Crime and Traffic Accidents 2008

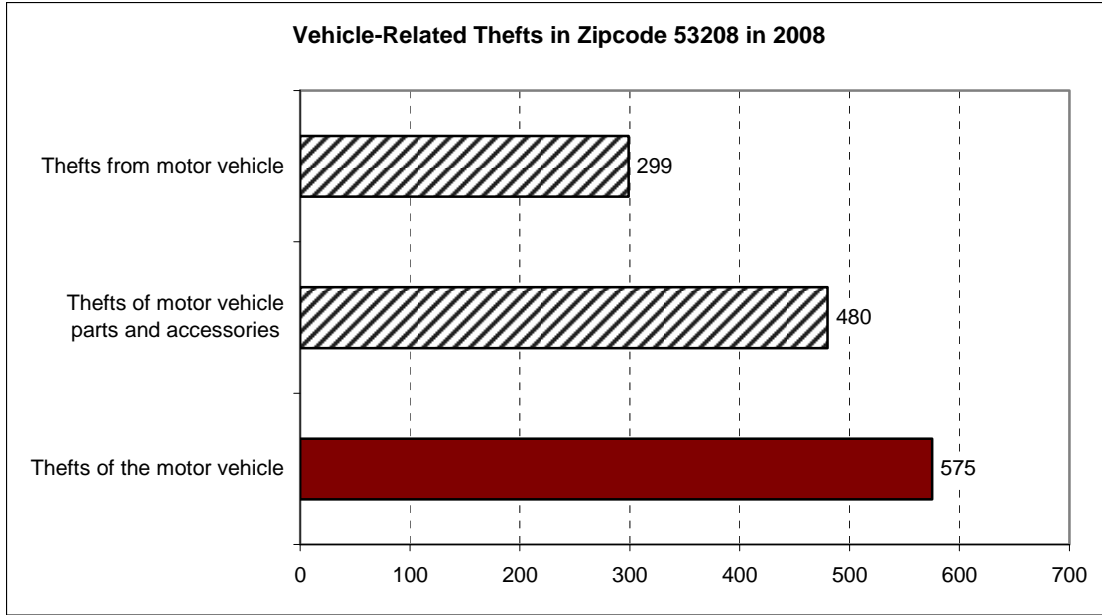
Safety is a primary concern for parents living in inner city neighborhoods where crime remains at high levels and large numbers of traffic accidents are reported.

- In the 2008 calendar year, the Milwaukee Police Department reported 3,721 Class A crimes in zip code 53208, including 231 cases of aggravated assault, 479 cases of simple assault, 402 burglaries, 257 robberies, and 6 homicides.

2008 Crimes Reported in Zip Code 53208	Total Reported
Motor vehicle theft	575
Destruction/damage/vandalism of property	487
Theft of motor vehicle parts/accessories	480
Simple assault	479
Burglary/breaking and entering	402
All other larceny	326
Theft from motor vehicle	299
Robbery	257
Aggravated assault	231
Shoplifting	31
Theft from building	24
Purse snatching	24
Arson	23
Forcible rape	18
Forcible fondling	14
Disorderly conduct	10
Forcible sodomy	7
Statutory rape	7
Homicide	6
Pocket picking	4
Theft from coin-operated machines	4
All other offenses	13
Grand Total	3,721

Source: Milwaukee Police Department, posted on the City of Milwaukee COMPASS website.

- Even parking near the school while working at school or attending events is an issue, with 299 reported thefts from motor vehicles (many such thefts are not reported), 480 reported thefts of motor vehicle parts and accessories, and 575 thefts of the vehicles themselves.



Concerns about the safety of children are heightened by the number of traffic accidents reported in the inner city.

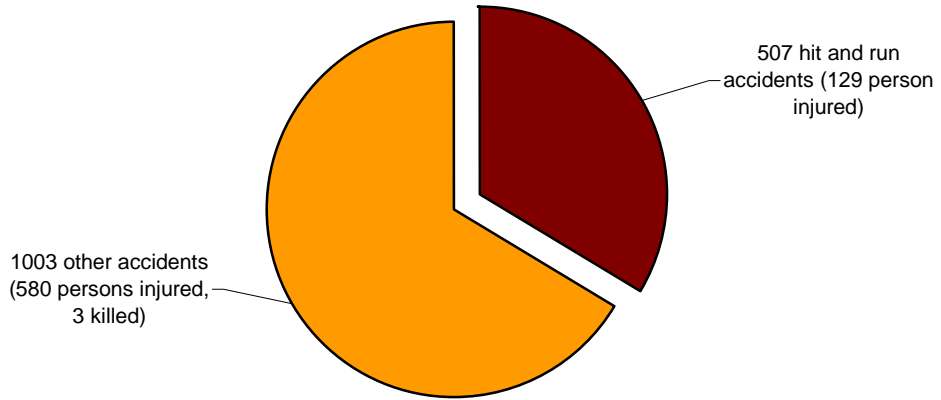
- In 2008, 1,510 traffic accidents were reported in zip code 53208. A total of 709 people were injured in these accidents and 3 were killed.
- A third (34%) of the traffic accidents were “hit and run” where the driver did not remain at the scene to aid victims or to report damages.

2008 Traffic Accidents Reported in Zip Code 53208			
	<u>Total Accidents</u>	<u>Total Persons Injured</u>	<u>Total Persons Killed</u>
Hit and run	507	129	0
Other	1,003	580	3
Total	1,510	709	3
% Hit and Run	34%	18%	0%

Source: Milwaukee Police Department, posted on the City of Milwaukee COMPASS website.

- In 2008 in zip code 53208, 129 people were injured in accidents involving “hit and run” drivers.

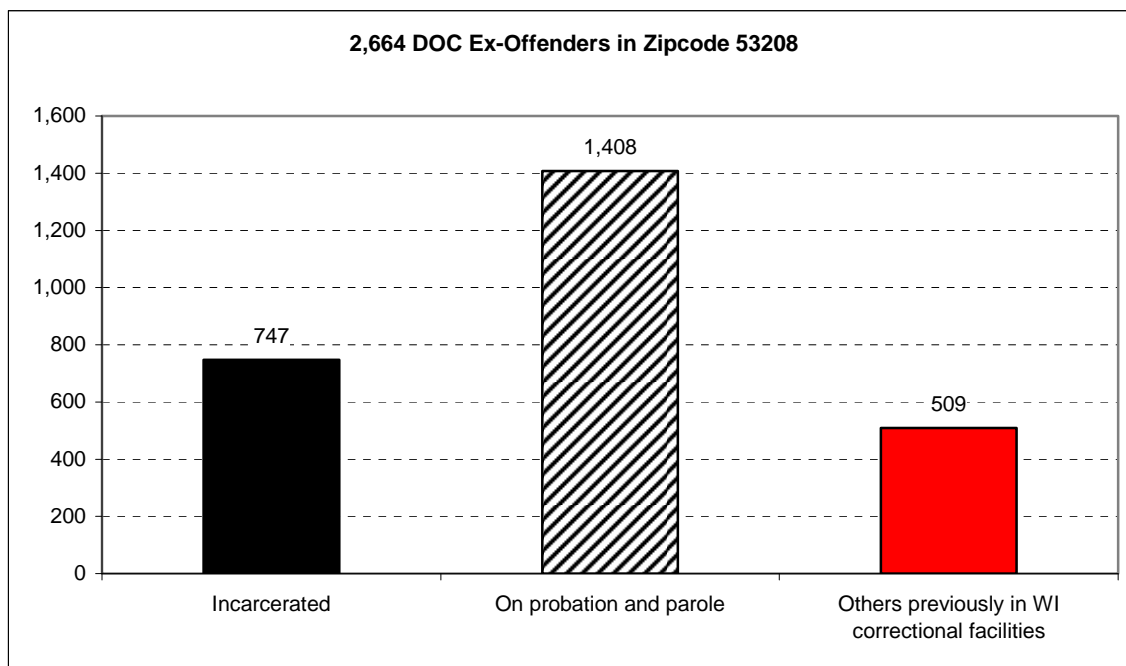
Traffic Accidents in 2008: Zipcode 53208



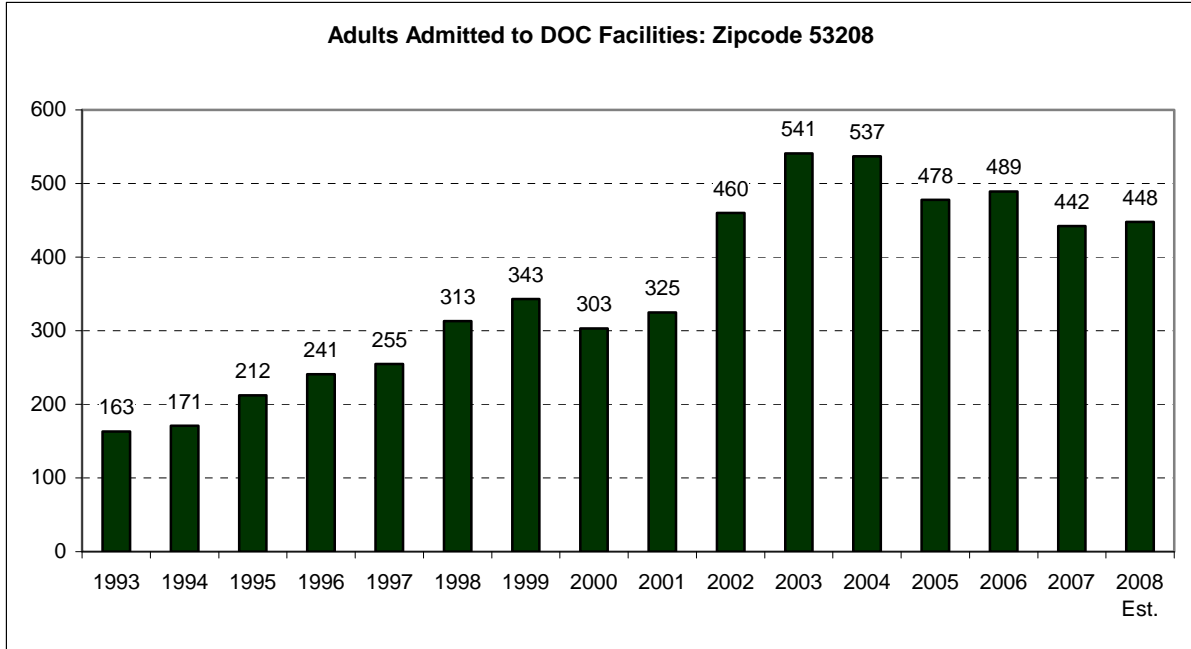
High Incarceration Rates and Returning Prisoners 1993-2009

The absence of many males of prime workforce age and the high numbers of men incarcerated and released from state correctional facilities each year have tremendous impact on the stability and earnings of families. The Department of Corrections (DOC) public inmate data files from January 1993 through August 2008 and the probation and parole file for March 2009 were examined to gain information on adult inmates from state correctional facilities. The DOC files identify individuals in the Wisconsin Department of Corrections system but do not include other inmates in the House of Corrections or city jail. Data entries for admission and release from DOC facilities are for any reason, including alternatives to revocation or for temporary probation and parole holds.

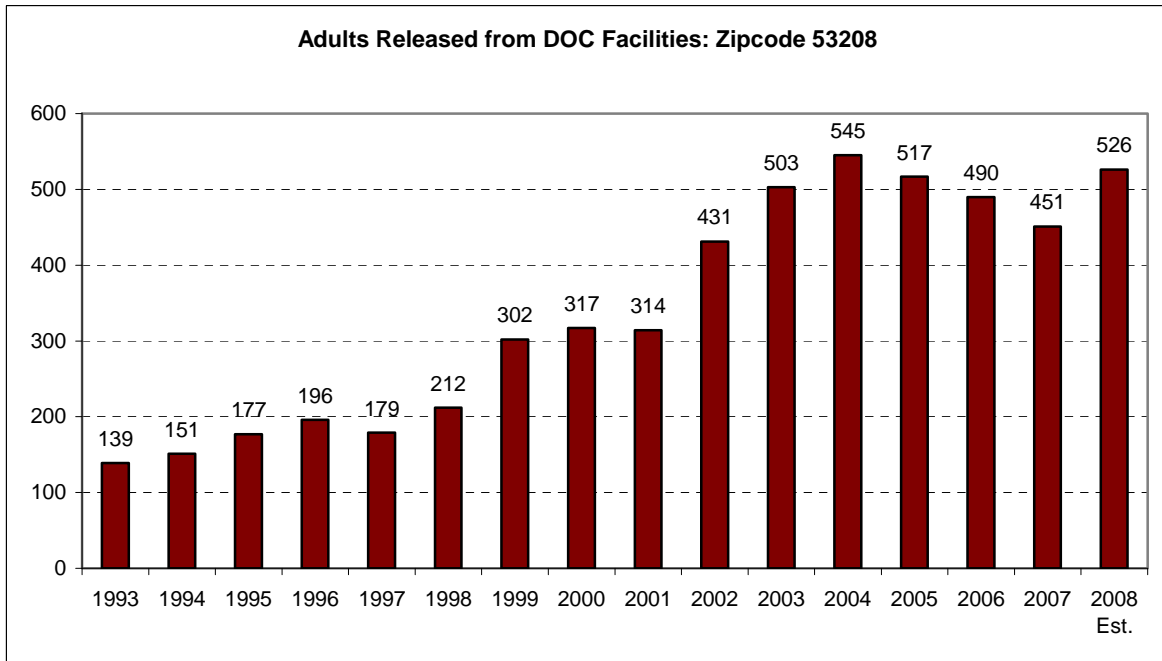
- A total of 2,664 adults from zip code 53208 are in the state corrections system, including 747 adults incarcerated in state facilities (as of August 2008), 1,408 adults on probation and parole, and another 509 adults previously incarcerated. This total is likely on the low end as no address was available for 10% of DOC ex-offenders from Milwaukee County. It is likely that at least some of these ex-offenders are living in the 53208 zip code.



- The number of adults incarcerated from zip code 53208 each year jumped from 163 in 1993 to 460 in 2002 and has remained above 400 a year since that time. Given high rates of recidivism many adults are incarcerated several times.



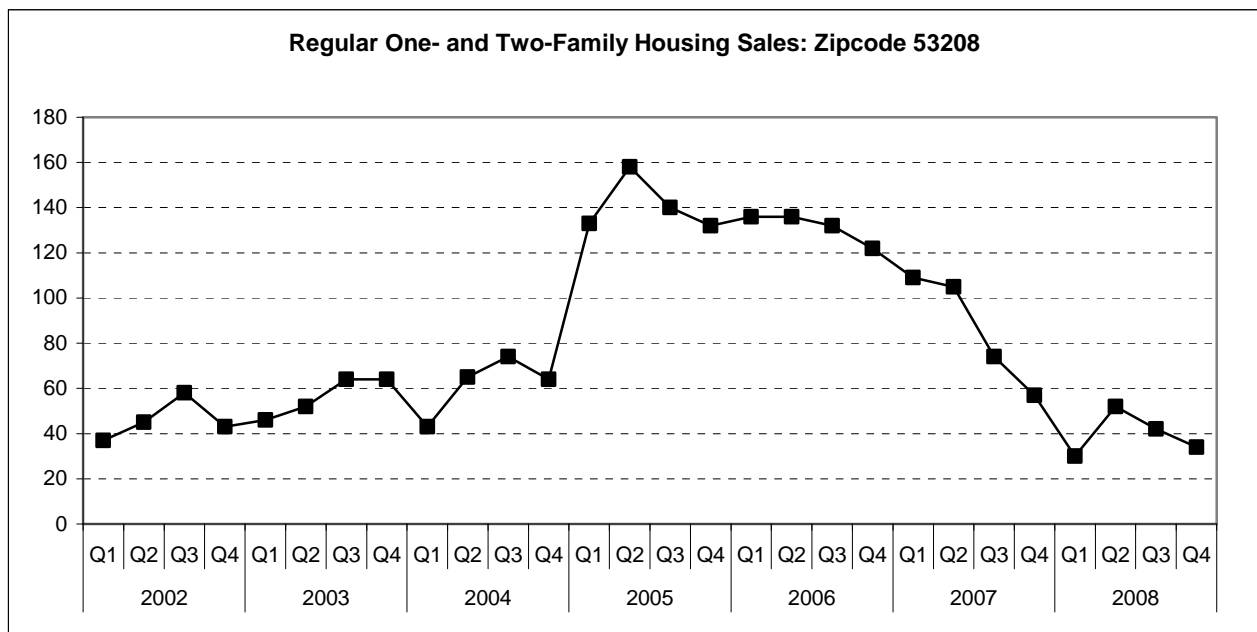
- Since 1993 the number of individuals being released from state adult correctional facilities into zip code 53208 has grown dramatically from 139 in 1993 to 545 in 2004. Many subsequently returned to prison.



The Housing Crisis Hits Home 1994-2009

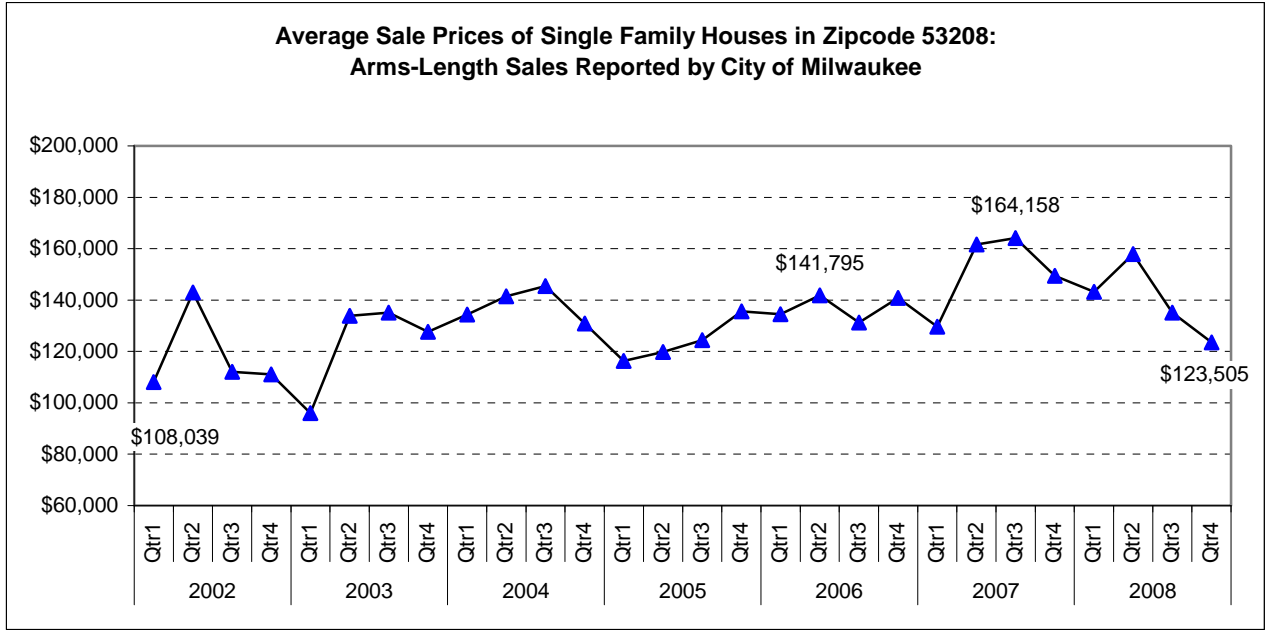
While an analysis of the mortgage crisis in Milwaukee is beyond the scope of this paper, several data sources indicate that the problem has been extremely severe for Milwaukee families and that the effects are far from over. **The mobility rates seen among MPS families can be expected to continue at high rates.** Many home-owning families are unable to meet their mortgage, insurance, property tax, utilities bill and other housing obligations. Renters, already paying large portions of their income for housing, are caught in the middle of foreclosure actions against property owners as well as escalating rents due to rising utility bills and disproportionately high property taxes for inner city properties.

The flurry of housing sales in zip code 53208 reached its peak in 2005, 2006 and the first half of 2007, and then dropped to pre-2004 levels throughout 2008.

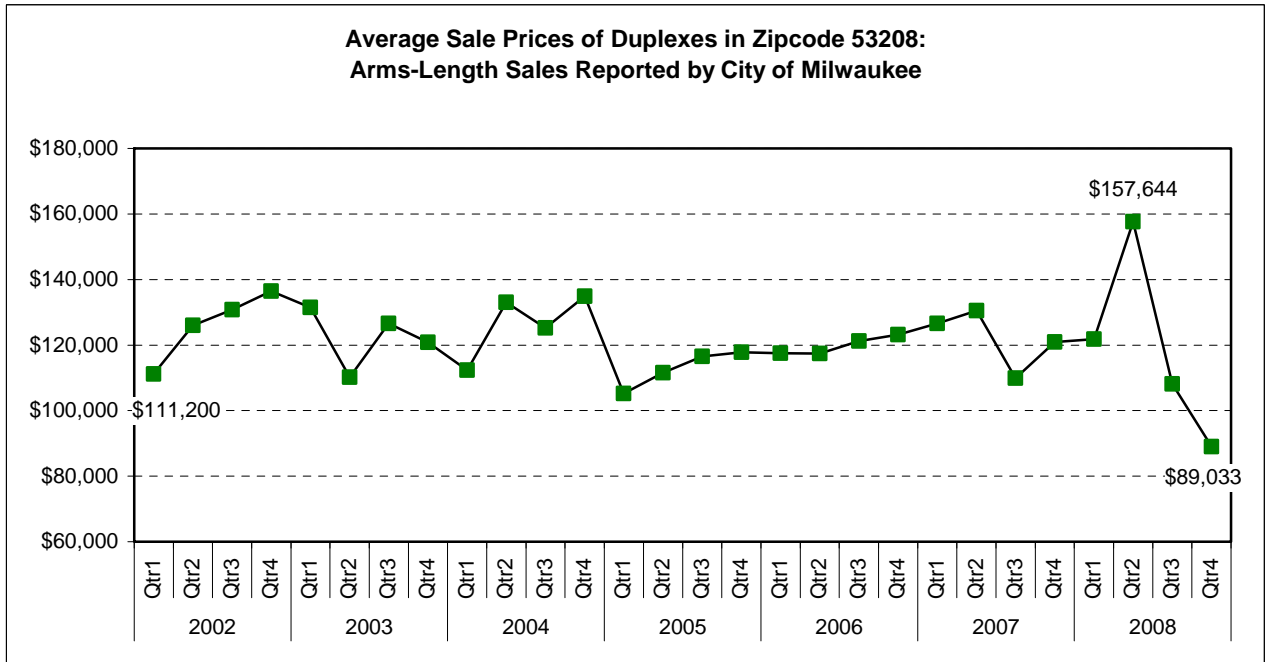


As mortgage funds (including subprime mortgages and adjustable rate mortgages with low initial payment schedules) became readily available and existing homeowners were encouraged to refinance their mortgages to obtain cash for increased “equity” in their homes, the average sales price of single family houses in zip code 53208 increased, according to City of Milwaukee records on arms-length sales used to establish property assessments.

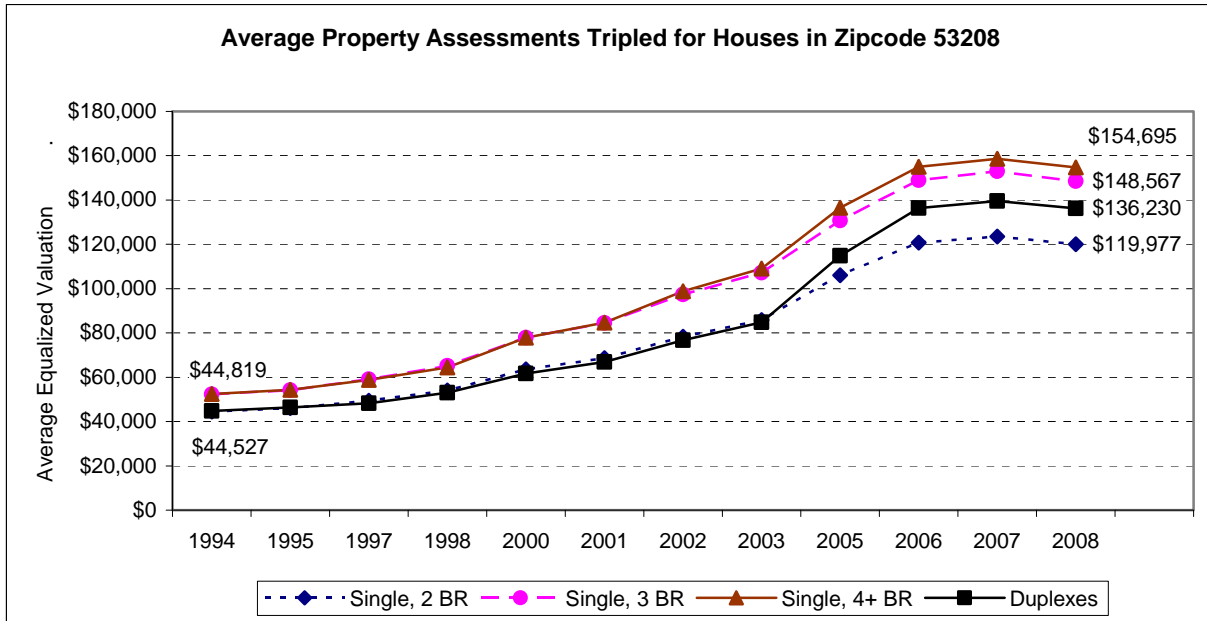
The average sales price of single family houses in zip code 53208 have remained above \$100,000 since the second quarter of 2003, reaching a high average of \$164,000 in third quarter of 2007 and dropping to \$123,500 in fourth quarter 2008.



Several very low prices (below \$40,000) for duplexes drove the average sale price below \$90,000 in fourth quarter 2008.



Based on the large increase in real estate prices fueled by the booming mortgage activity in 2005 through 2007, the City of Milwaukee raised property assessments on single family and duplex housing in the zip code. These assessments further raised housing costs for many residents as the inner city took on an increasing share of the total city property tax burden.

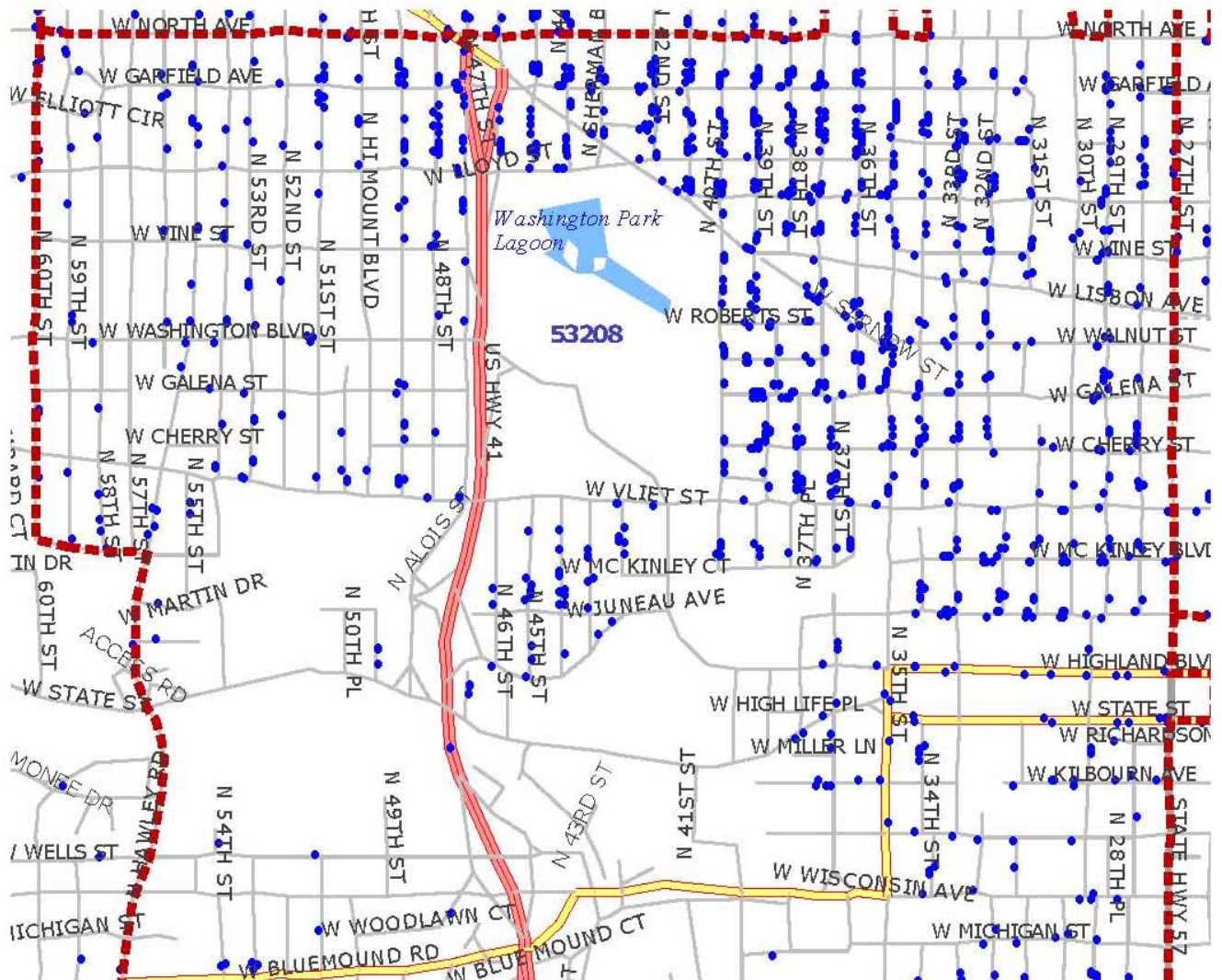


Source: City of Milwaukee Master Property file. Property assessments are converted to full value based on reported equalized assessment ratios

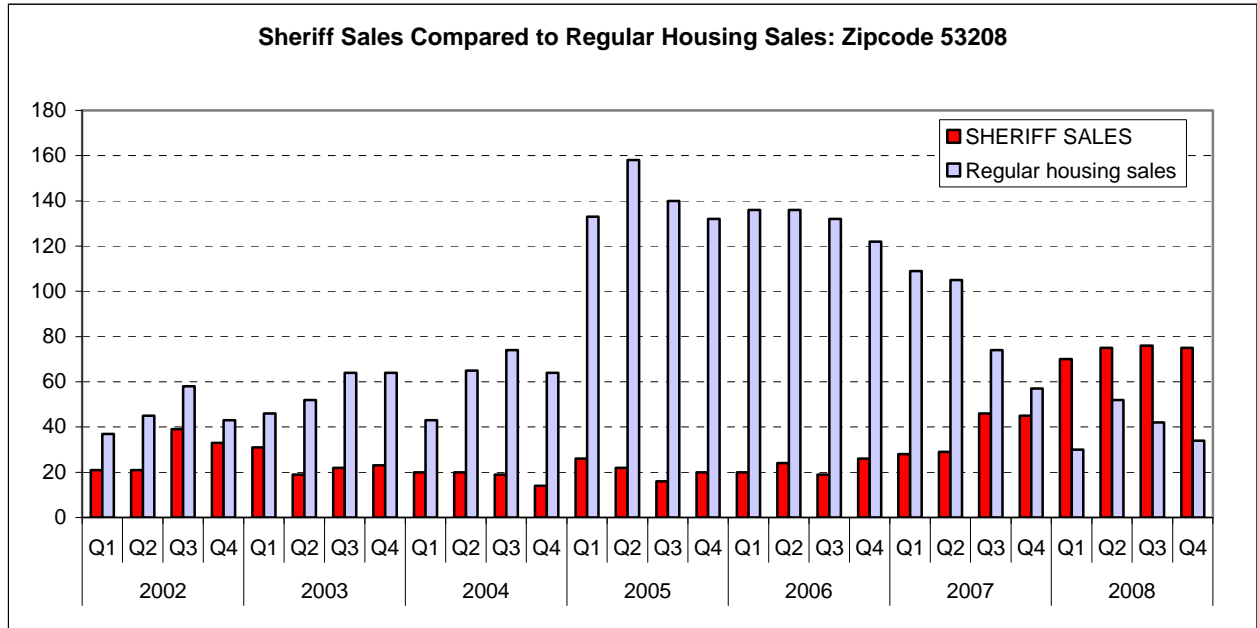
Foreclosure cases filed with the Milwaukee County circuit courts and reaching the Milwaukee County Sheriff's Office for auction sales were analyzed to shed light on the extent to which the national mortgage crisis reached Milwaukee neighborhoods and MPS families. Foreclosure activity has reached the stage where each Monday morning the Milwaukee County Sheriff holds real estate auctions for houses that have been foreclosed for non-payment of mortgages. The foreclosure cases filed with the Milwaukee County circuit courts and reaching the Sheriff for auction sales were analyzed to shed light on the extent to which the national mortgage crisis reached Milwaukee neighborhoods and MPS families.

The map below shows sheriff sales scheduled in zip code 53208 for the recent period from January 1, 2007 – May 1, 2009. **Nearly every block in the zip code has problem properties reaching the sheriff sale stage.** The properties up for auction are often in severe distress. Some may have already been abandoned, renters may be displaced or uncertain about who owns the property, repairs are frequently delayed, and vandalism is not uncommon.

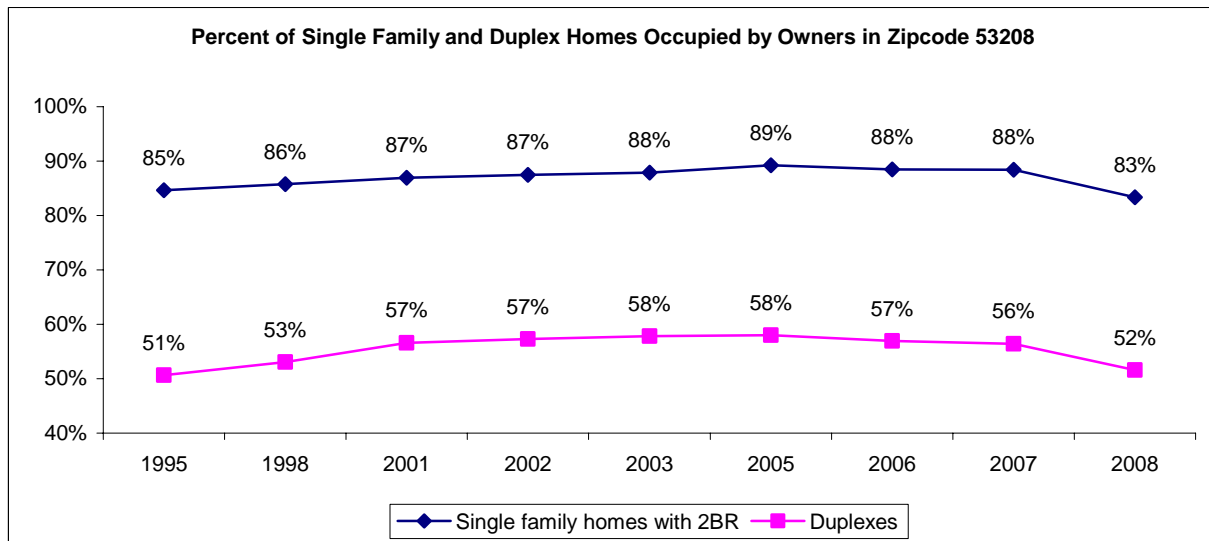
One and Two-Family Houses Put Up for Sheriff Sales: Zip Code 53208
(January 1, 2007 – May 1, 2009)



The annual number of one-family and two-family houses put up for sheriff sales in zip code 53208 rose from 89 houses in 2006 to 148 houses in 2007, and up to 246 houses in 2008. In every quarter of 2008 the number of sheriff sales scheduled for auction of houses entering foreclosure exceeded regular housing sales.



It appears that an immediate impact of the housing crisis has been a **drop in home ownership**. The neighborhood has high levels of home ownership for single family homes (with 2 or more bedrooms) but these rates dropped from 88% in 2007 to 83% in 2008. The ownership rate for duplexes (where the owner lives in one of the units) was at 58% in 2005, but down to 52% by 2008.

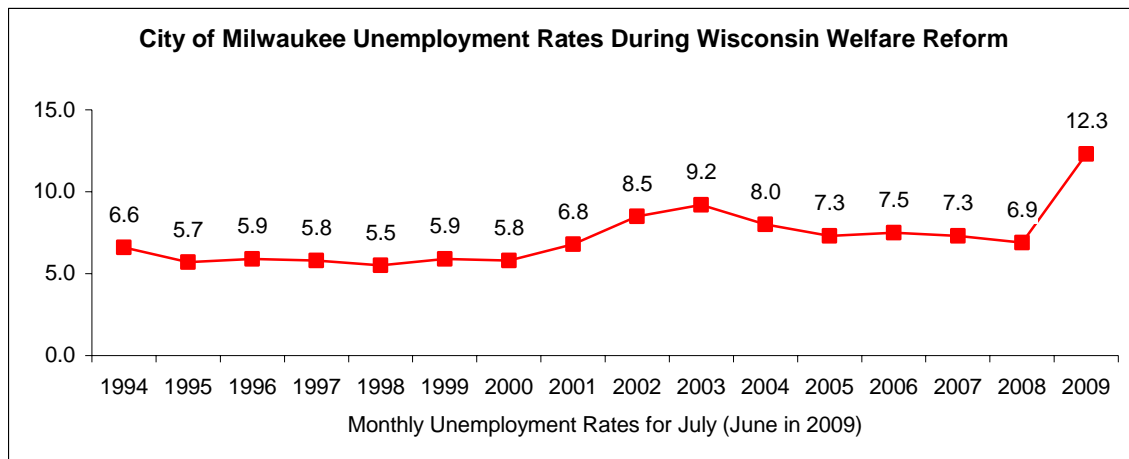


Source: City of Milwaukee property file.

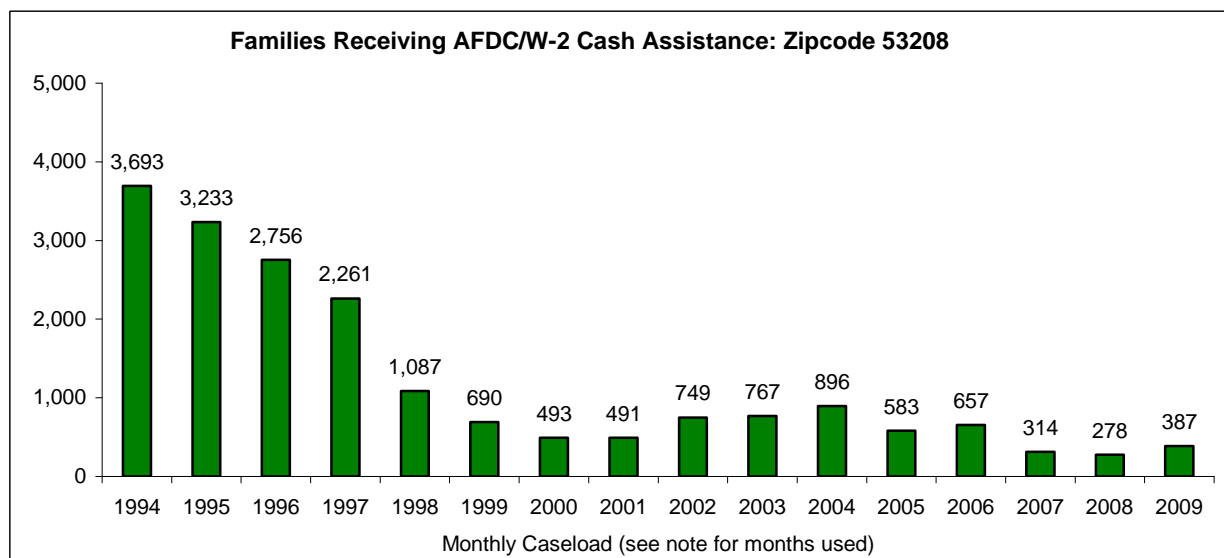
Public Assistance to Families during the Recession 1994-2008

Enrollments in BadgerCare Plus (medical insurance for low-income families and children) and FoodShares (food stamps) have increased substantially over the past year as the economy has worsened, but there has been little change in the number of Milwaukee families receiving “W-2” income support.

- The City of Milwaukee unemployment rate has nearly doubled over the past year, from 6.9% in July 2008 to 12.3% in June 2009, and the number of laid off workers receiving unemployment compensation in Milwaukee County has increased by 30,376 workers. During this period, however, the number of families in zip code 53208 receiving W-2 income support remains very low, increasing by only 109 families from July 2008 to May 2009.

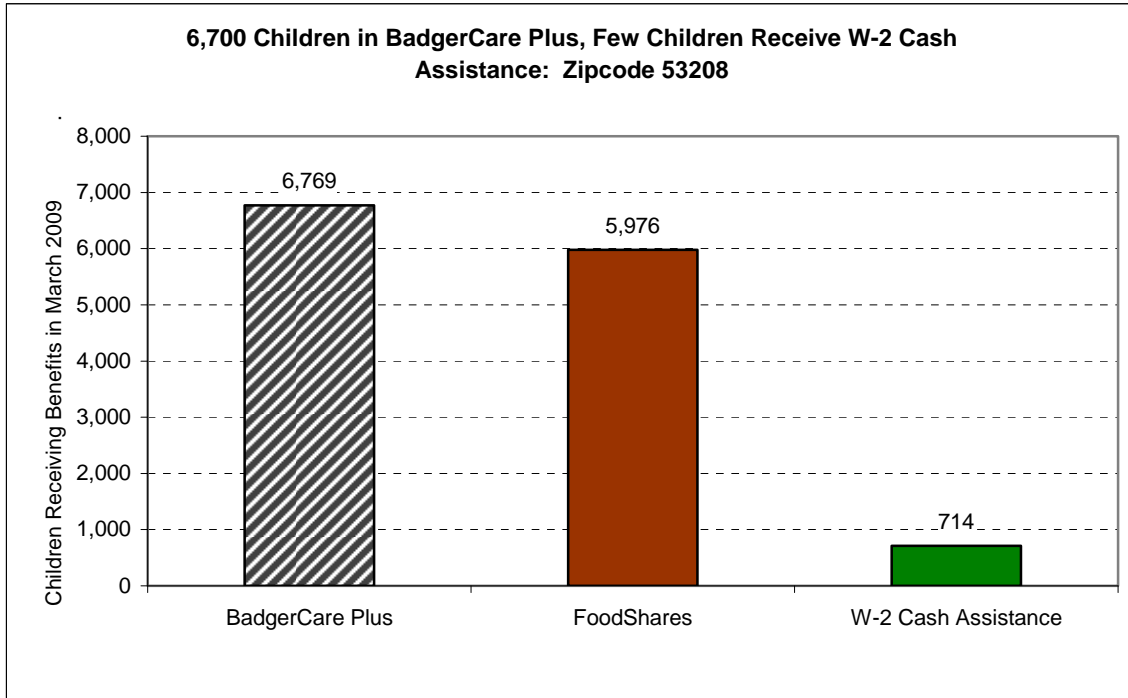


- Fewer families received W-2 income support in May 2009 (when the City unemployment rate reached 12.3%) than five years ago in July 2004 (when the City unemployment rate was at 8%). In May 2009 only 387 families in zip code 53208 were receiving W-2 cash assistance; in July 2004 there were 896 families receiving income support.



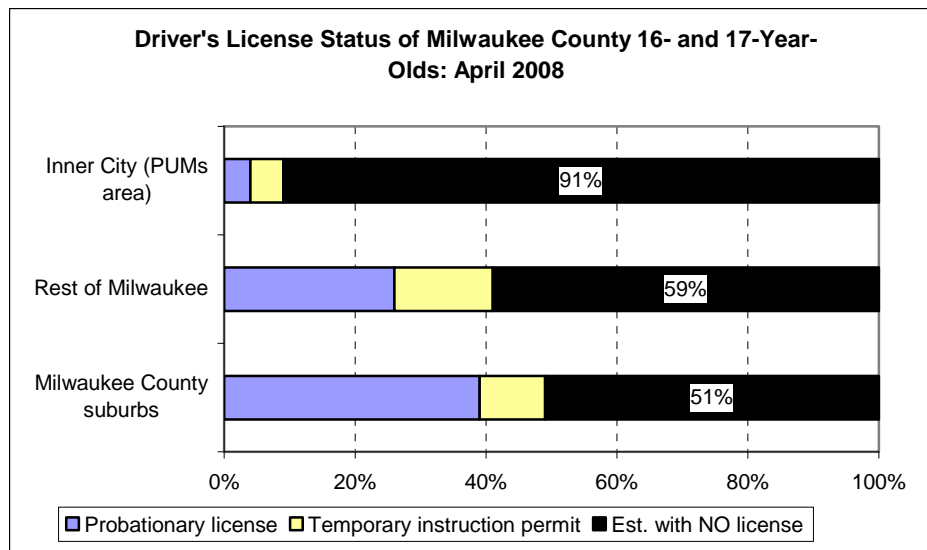
Note: Monthly caseloads shown above are for July for the years 2001-2008 and in other years for March 1994, December 1995, September 1996, June 1997, April 1998, February 1999, April 2000, June 2001, and May 2009.

- The state is making substantial efforts to increase enrollment of low-income children and families in federal/state medical insurance programs and FoodShare during the economic recession. As of March 2009, 6,769 families with children were enrolled in BadgerCare Plus and 5,976 households with children were receiving food stamp benefits in zip code 53208. Only 714 children were in families receiving W-2 income support.



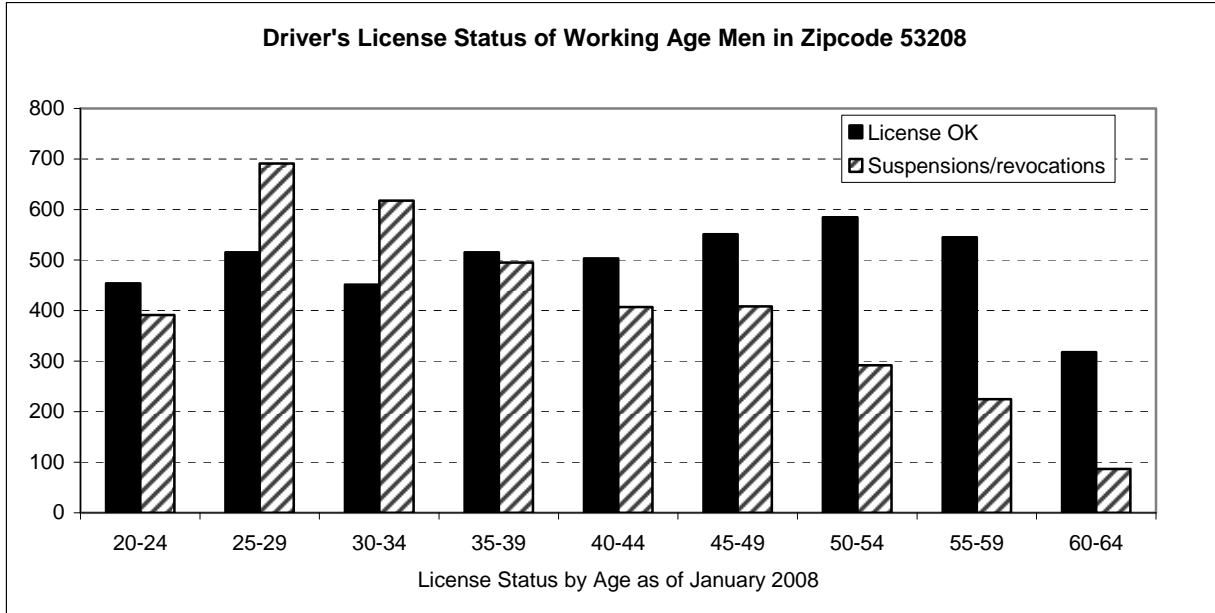
Driver's License Suspensions and Revocations 2008

Only 9% of inner city Milwaukee teens aged 16 and 17 have a probationary license (4%) or a learner's permit (5%), according to 2008 Wisconsin Department of Transportation (DOT) driver's license files and U.S. Census population counts. Most (91%) inner city teens have NO license. By contrast, only 49% of 16- and 17-year-old teens living in the Milwaukee County suburbs have no license.

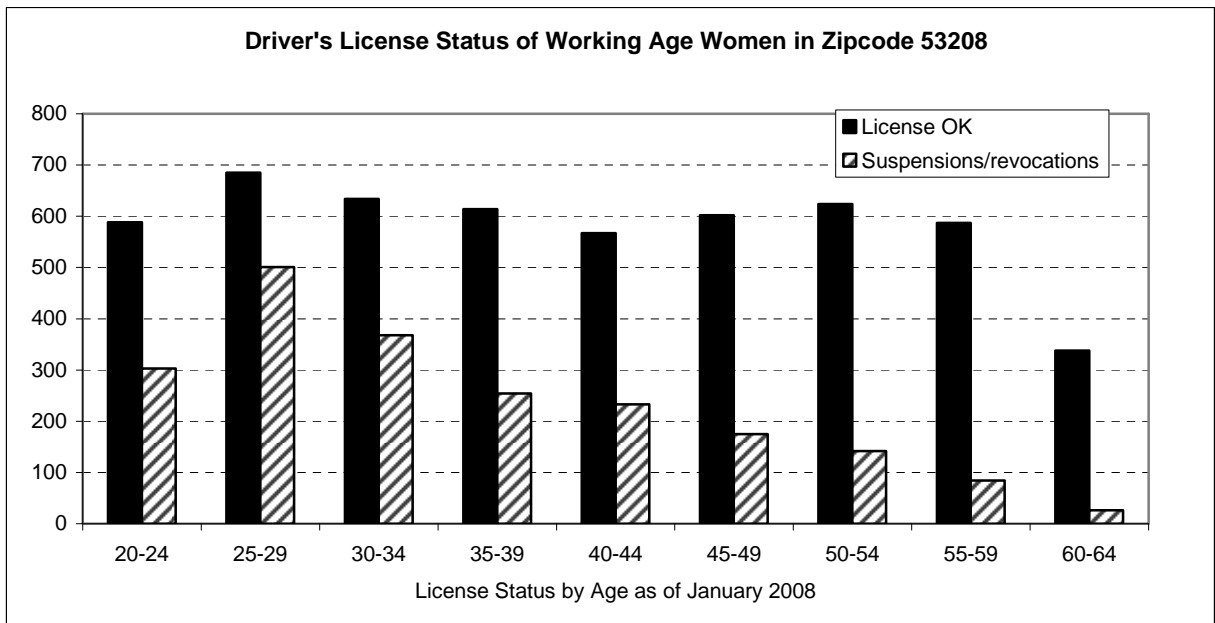


The problems of teens lacking driver's licenses persist into adulthood. Access to private transportation is critical for reaching most job openings in the metro area, yet few teens obtain their license while in school and dropouts under age 18 are prohibited from obtaining a license. A host of factors contribute to the lack of driver's licenses among central city residents: the lack of affordable driver's education programs for teens, the high cost of auto insurance in inner city neighborhoods, lack of vehicles among low-income residents, and high rates of license suspensions and revocations. Minorities are far more likely to have license suspensions and revocations than whites in Milwaukee County where minor vehicle infractions related to older cars ("driving while poor") may turn into felony violations if the individual is stopped while driving with a suspended license.

- In zip code 53208 state DOT files showed 3,761 males and 2,142 females with suspensions and revocations.
- More men ages 25-34 have suspended and revoked licenses than hold clear licenses.



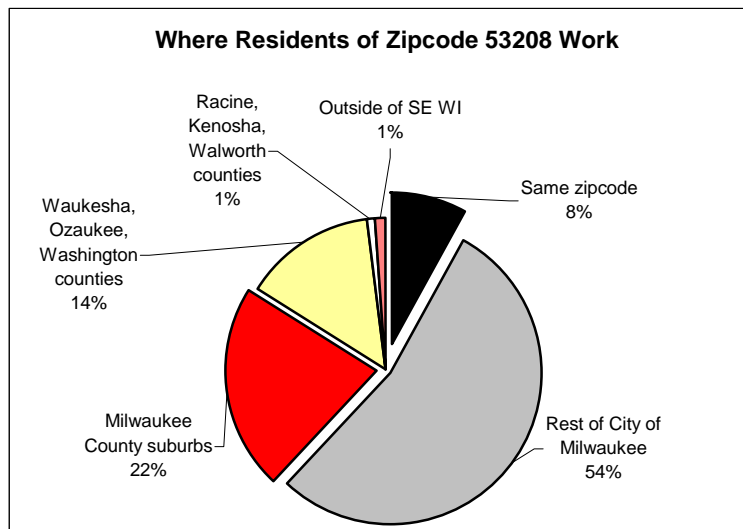
- The highest number of suspensions and revocations are for women ages 25-29, where 500 women have suspensions and revocations.



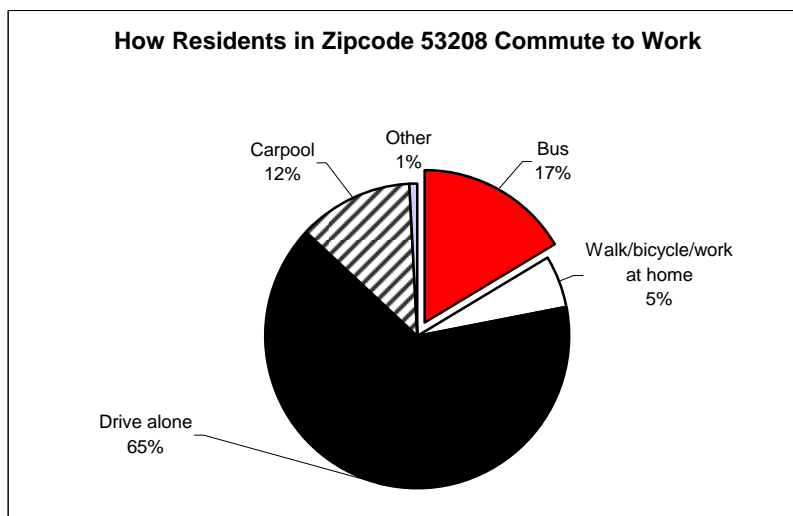
Commuting Patterns 2000 CTPP

The 2000 Census Transportation Planning Package, released in 2004/2005, offered a unique opportunity to assess the commuting patterns of workers from zip code 53208. Responses to the Census long-form questionnaire (issued to one out of 6 households) were coded by address for residence and place of work.

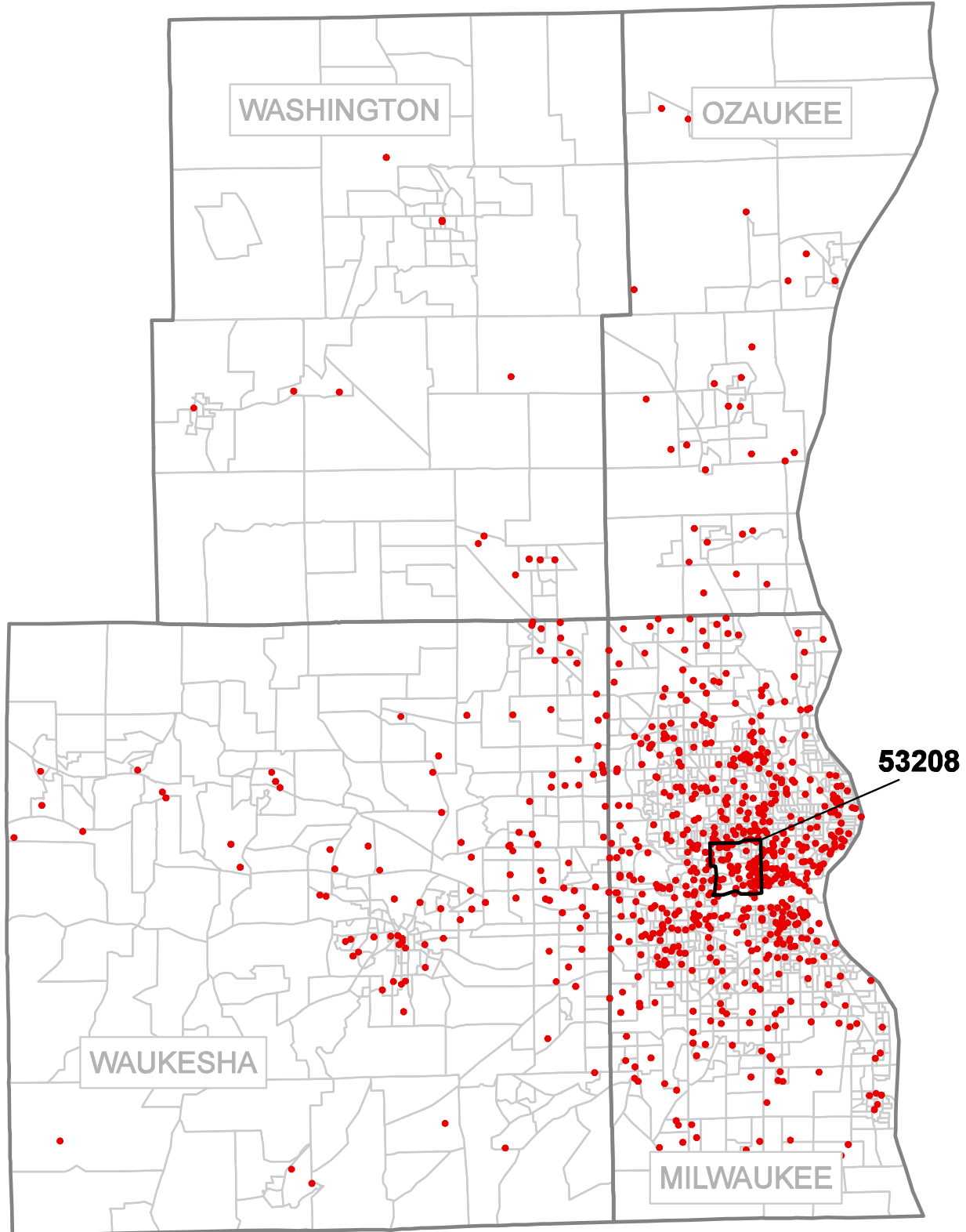
- For many residents of zip code 53208, the labor market was very limited. According to the Census 2000 transportation files, 84% of 53208 residents worked in Milwaukee County, including 62% of 53208 residents who were employed at jobsites within the City of Milwaukee. About 14% of residents had jobs in Waukesha, Ozaukee and Washington (WOW) counties. Only 1% of residents commuted to Racine, Kenosha and Walworth counties for work.



- Bus transportation is critical for many workers residing in zip code 53208. While nearly two-thirds of resident workers drove to work alone in 2000, 17% (an est. 2,470 workers) used the bus to get to their jobs. Over a third (36%) of workers with income below 100% of poverty bussed to work.



Where People Work Who Live in Zipcode 53208



Source: U.S. Census 2000 Transportation Planning Package data files (1 dot = 5 workers)
Analysis by Employment and Training Institute, University of Wisconsin-Milwaukee.

Employed Parents with Income Below or Near Poverty 1994-2009

Wisconsin income tax returns were reviewed to assess the income of families with children and living in central city Milwaukee zip codes. These tax data are for single and married (non-elderly) filers claiming dependents in the 2007 tax year based on filings in 2008. As a result the data are far more current than the 2000 U.S. Census (based on 1999 income) and more comprehensive than the American Community Survey for 2005-2007. Federal poverty guidelines and adjusted gross income ranges for non-elderly single and married tax filers with dependents were used to estimate the number of employed parents with income earnings below the poverty level.

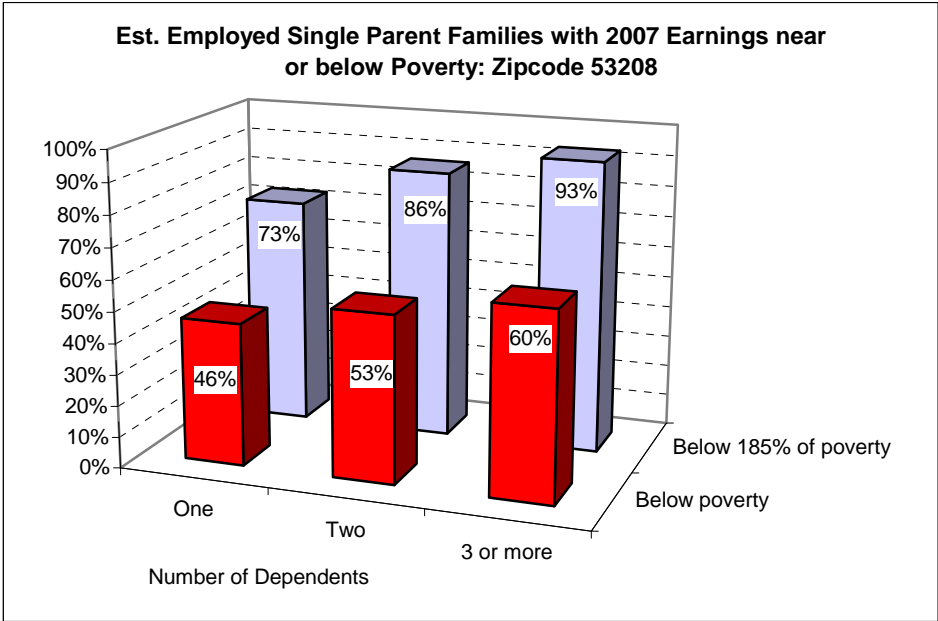
The poverty guidelines reflect the federal government's estimate of the bare minimum required by families to meet their basic needs and are used to determine eligibility for federal support programs. In 2007, the U.S. Department of Health and Human Services set the poverty guidelines at \$13,690 for a 2-person (e.g., parent and 1 child) family and \$17,170 for a 3-person family. The department estimated that it took \$3,480 to support each additional family member in 2007. These very low guidelines were used to determine the number of family tax filers showing income below the poverty line. A second, commonly used federal standard is 185% of poverty (or \$25,327 annual income to support 2 persons, \$31,765 to support 3 persons, and \$38,203 to support a family of four in 2007). The 185% of poverty standard was used to determine eligibility of families for reduced price school lunches and to qualify employed parents for eligibility for the Wisconsin Shares child care subsidy program.

<u>2007 Federal Poverty Standards</u>	<u>Family Size:</u>			
	<u>2-persons</u>	<u>3-persons</u>	<u>4-persons</u>	<u>1 additional person</u>
Poverty level	\$13,690	\$17,170	\$20,650	+\$3,480
130% of poverty (free lunch standard)	\$17,797	\$22,321	\$26,845	+\$4,524
185% of poverty (reduced price lunch standard; eligible for Shares child care subsidies)	\$25,327	\$31,765	\$38,203	+\$6,438

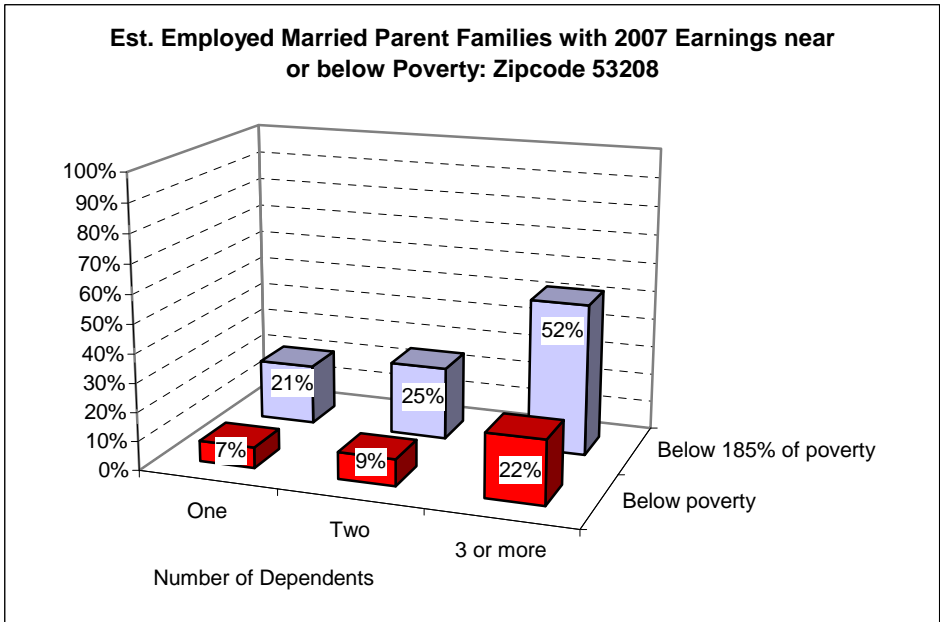
Note: the 2009 federal poverty standards are \$xx for a 2-person family and \$xx for each additional person.

In the city of Milwaukee (as measured by predominantly city zip codes), a majority (62%) of all employed parents with children made below 185% of the poverty level and a third of employed parent filers have earnings below the poverty level in 2007, according to state tax returns. In the inner city poverty rates and near poverty rates among working families are even higher.

- **For single parent families with dependents, in zip code 53208 in 2007 sixty percent of the filers with more than 2 children had income below the poverty level**, and an estimated 46% of single tax filers with one dependent showed adjusted gross income below the poverty level (\$13,690 for two persons).
- When 185% of poverty (the standard for reduced price school meals) is used, **nearly all (86-93%) of single parents with 2 or more children had inadequate income.**

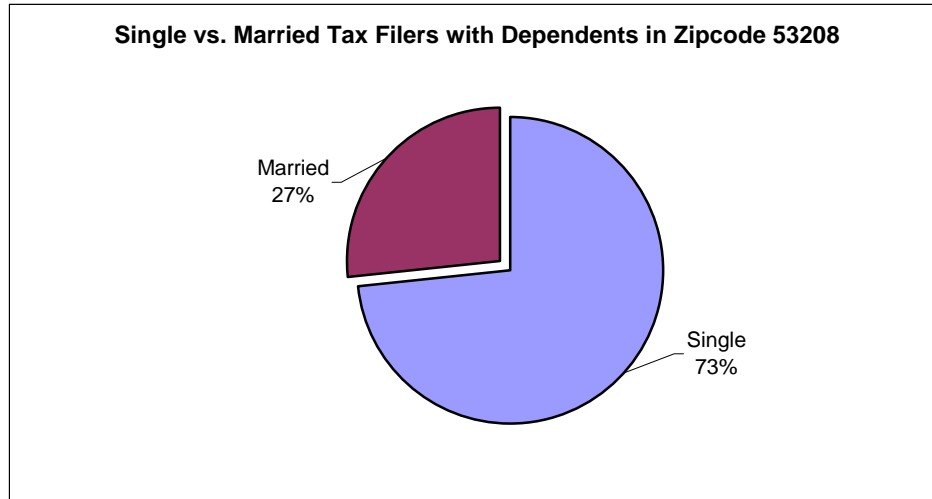


- **Married parent families were far less likely to be living in poverty**, often by combining incomes from two adult workers. Even still, over half (52% or more) of married filers with more than 2 dependents had income below 185% of poverty.

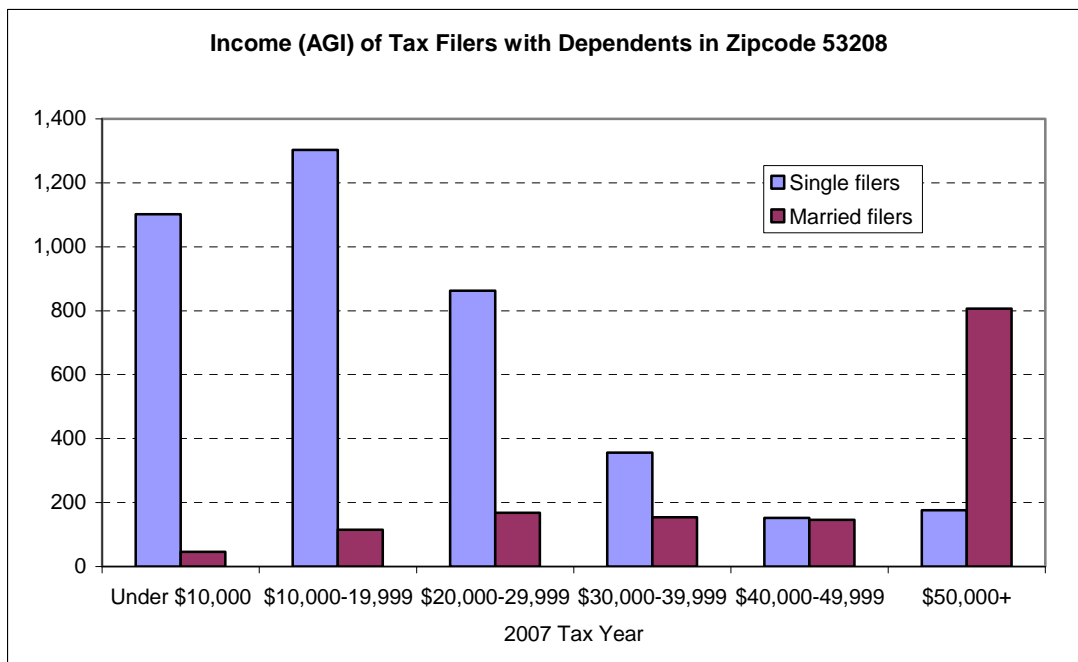


Z

- The Wisconsin Department of Revenue 2007 tax data showed **only 1,436 married tax filers with dependents compared to 3,952 single tax filers with dependents** in zip code 53208.



- The challenges of securing and maintaining full-time, year-round employment are particularly difficult for lower-income single parents; **1,102 single parents (with dependents) earned less than \$10,000 in 2007** and another 533 earned less than \$15,000.
- At the same time, over half of the married filers with dependents earned \$50,000 or more.



Earned Income Tax Credit Helps Families

Federal and state earned income tax credits offer a substantial boost to working families at the lower end of the wage scale. The federal earned income tax credit (EIC) offers a tax benefit to help reduce the payroll and social security tax burdens and to supplement wages for low and moderate income working families and single persons. Wisconsin has been a leader in providing a state credit for families.² For this analysis federal credits were estimated based on Wisconsin usage ratios.

- In zip code 53208, a total of **3,461 families were helped by the EIC**, or 64% of all single and married tax filers with dependents.

Zip Code 53208 Parents Receiving the Earned Income Tax Credit (EIC) in 2007	
Families receiving the EIC	3,461
Average state credit	\$513
Est. average federal credit	\$3,110
Average federal and state credit	\$3,623
% of family tax filers helped	64%

² For those employed family tax filers who claim the credit, Wisconsin adds 4% to the federal credit for families with one qualifying child, 14% to the federal credit for families with two qualifying children, and 43% to the federal credit for families with three or more qualifying children.

*The summary report on **Socio-Economic Analysis of Neighborhood Issues Facing Milwaukee Public Schools Students and Their Families** and analyses of other zip codes are available online at www.eti.uwm.edu.*