

Appendix 5

Socio-Economic Analysis of Neighborhood Issues Facing Milwaukee Public Schools Students and Their Families in Zip Code 53210

*Planning document prepared by the
University of Wisconsin-Milwaukee
Employment and Training Institute,
2009.*

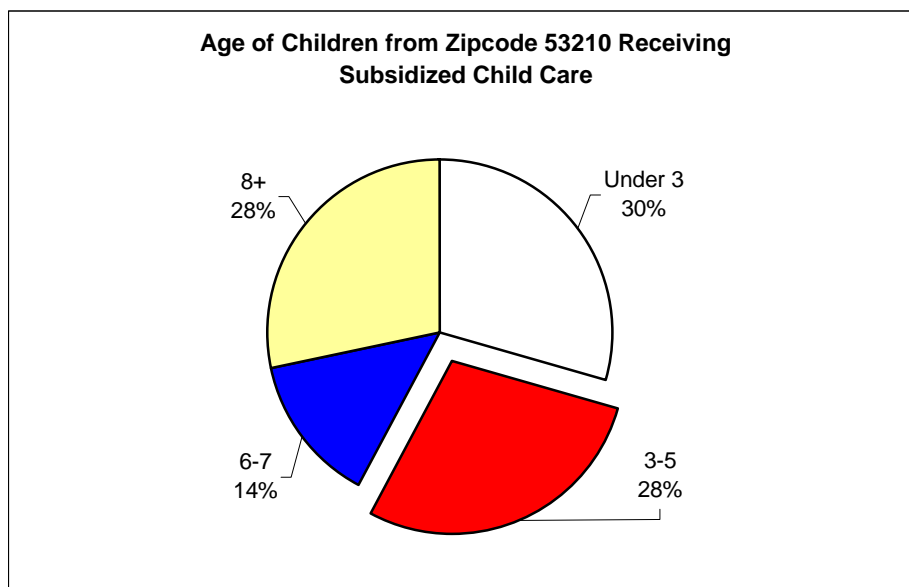
As a planning supplement to the annual count of school children in the city of Milwaukee, the University of Wisconsin-Milwaukee Employment and Training Institute assembled institutional and administrative data bases to help provide a socio-economic analysis of neighborhood issues facing Milwaukee Public School students and their families. This report provides neighborhood drilldowns for Milwaukee zip code 53210.

Contents	<u>Page</u>
Child Care Availability and Subsidies	2
Child Safety: Crime and Traffic Accidents	10
High Incarceration Rates and Returning Prisoners	13
The Housing Crisis Hits Home	15
Public Assistance to Families during the Recession	20
Driver's License Suspensions and Revocations	22
Commuting Patterns	24
Employed Parents with Income Below or Near Poverty	26

Child Care Availability and Subsidies 1996-2009

The Wisconsin Shares program provides child care subsidies for employed parents (and those in approved “W-2” activities), utilizing federal Child Care and Development Funds (CCDF) and Temporary Assistance to Needy Families (TANF). Families are eligible for support if their income is at or below 185% of poverty and may continue to receive support until their income reaches 200% of poverty.

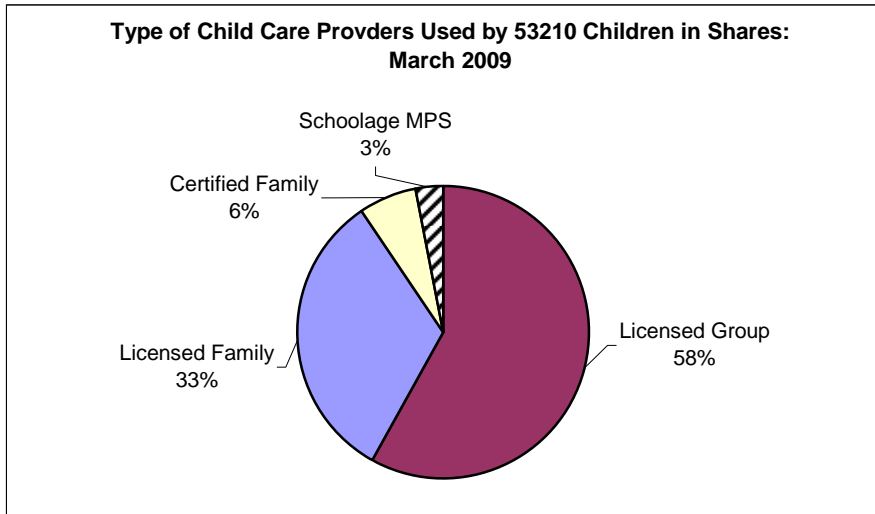
In zip code 53210 a total of 2,087 children received Wisconsin Shares child care subsidies the week of March 15, 2009. Children ages 3 through 5 made up 587 (28%) of the children in care, and another 883 children ages 6 and above were in before and after school care.



Under the Shares program parents may choose among several types of child care: licensed group care (centers licensed by the Wisconsin Department of Children and Families to serve 9 or more children), licensed family care (family providers licensed by the state to serve 4-8 children), certified family care (providers certified by Milwaukee County to care for up to 6 children in their home), and school-age programs operated by Milwaukee Public Schools.¹

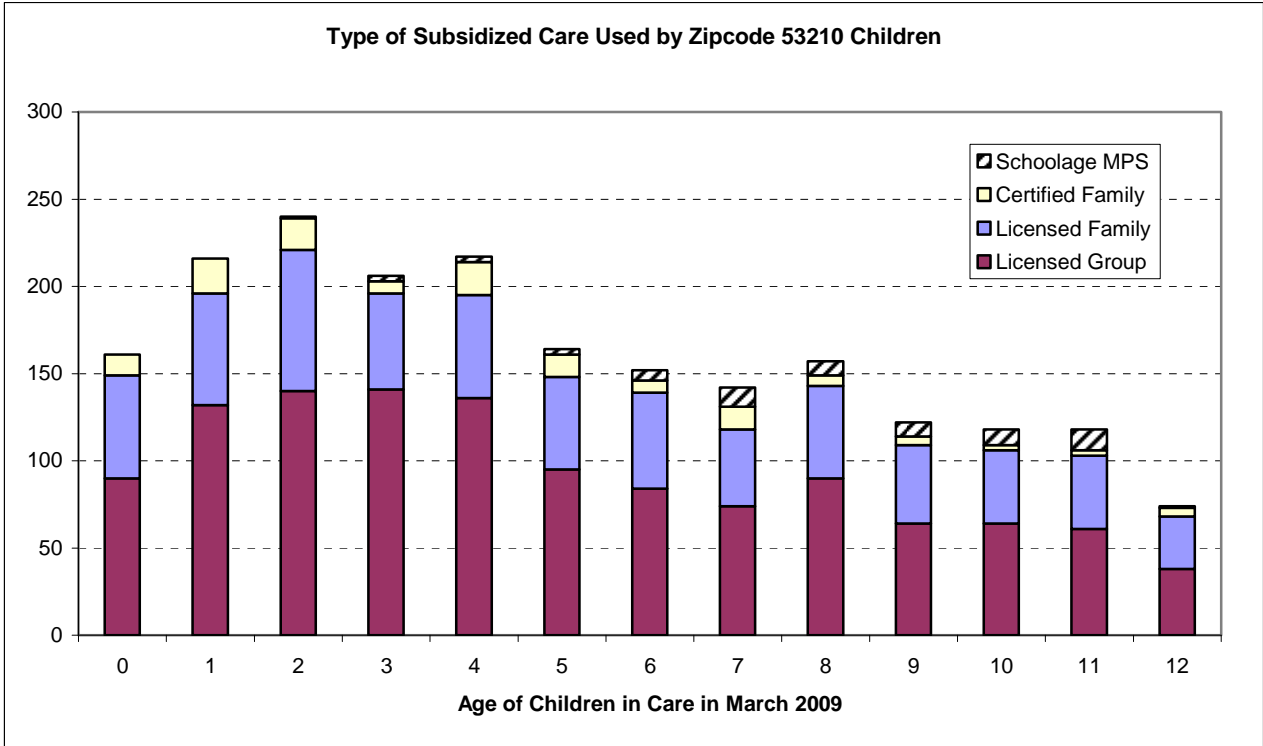
In zip code 53210, 58% of the children were in licensed group centers and a third in licensed family care. Only 65 children (3%) were in MPS school-age child care.

¹ “Lead teachers” in licensed group child care centers must complete only an 80-hour training class (and 25 hours of continuing education each year). “Lead teachers” caring for children under age 2 also must take a 10-hour training on infants and toddlers. “Assistant teachers” in group centers must complete only a 40-hour child care class (and take 25 hours of continuing education each year). Licensed family providers also must complete a 40-hour training class (and take 15 hours of in-service training each year). Regularly certified providers must complete a 20-hour training class (and take 5 hours of continuing education annually). Provisionally certified providers are not required to complete any training. See the Milwaukee County “Child Care Providers” website at www.county.milwaukee.gov/ChildCare9969/Providers.htm.



Zip Code 53210 Children in Subsidized Care as of March 2009

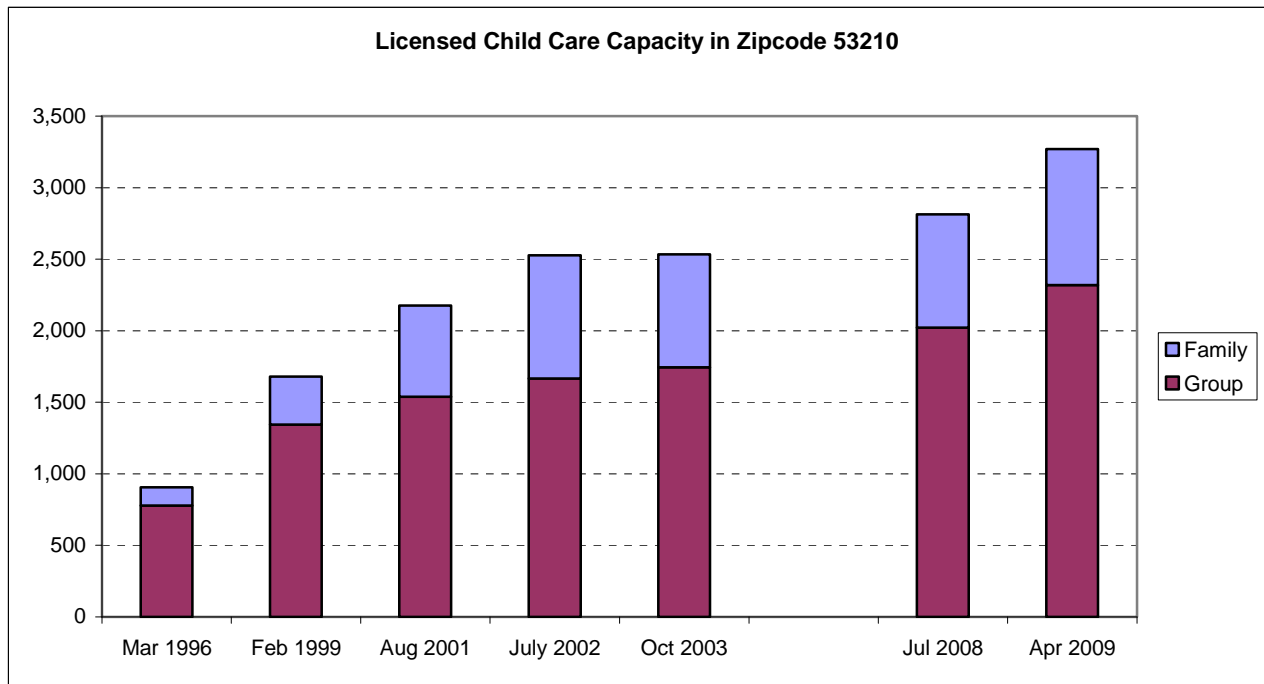
<u>Type of Care</u>	<u>Age as of March 2009:</u>													<u>Total</u>
	<u>0</u>	<u>1</u>	<u>2</u>	<u>3</u>	<u>4</u>	<u>5</u>	<u>6</u>	<u>7</u>	<u>8</u>	<u>9</u>	<u>10</u>	<u>11</u>	<u>12</u>	
Licensed Group	90	132	140	141	136	95	84	74	90	64	64	61	38	1,209
Licensed Family	59	64	81	55	59	53	55	44	53	45	42	42	30	682
Regularly Certified Family	10	18	17	6	16	11	6	11	6	5	2	3	3	114
Provisionally Certified Family	2	2	1	1	3	2	1	2			1		2	17
Schoolage MPS			1	3	3	3	6	11	8	8	9	12	1	65
All	161	216	240	206	217	164	152	142	157	122	118	118	74	2,087



Licensed Child Care Providers Located in Zip Code 53210

The state Department of Health and Family Services had licensed 41 group centers located in zip code 53210, with a licensed capacity for 2,319 children and 119 family providers with a capacity for 950 children as of April 2009. (In addition, parents may place their children in the care of neighbors, friends or relatives and receive subsidy support if the provider has been certified by Milwaukee County as meeting minimum state requirements.)

The capacity of licensed child care has more than tripled since the Wisconsin Shares program was developed using funded through federal Temporary Assistance to Needy Families (TANF) and the Child Care and Development Fund (CCDF).



Licensed Group Centers in Milwaukee Zip Code 53210
(as of April 2009)

<u>Facility Name</u>	<u>Street Address</u>	<u>Capacity</u>	<u>Ages Accepted</u>	<u>Days Open</u>
HELWIG FAM CNTR EARLY CHLDHD/HDST	2545 N 29TH ST	339	6 wks - 12 yrs	Sun-Sat
BOYS & GIRLS CLUB - MARY RYAN	3000 N SHERMAN BLVD	145	5 yrs - 8 Year	Mon-Fri
ROCKA-BYE-BABY CC & LRNG ACADEMY	5219-25 W CENTER ST	103	6 wks - 12 yrs	Sun-Sat
REID'S CHILD CARE ACADEMY INC	5836 W APPLETON AVE	95	4 wks - 12 yrs	Sun-Sat
ABC DAYCARE II	5920 W CENTER ST	91	4 wks - 12 yrs	Mon-Fri
TRANQUILITY LRNG & EDU ACAD LLC	2700 N 54TH ST	90	4 wks - 12 yrs	Sun-Sat
BENEVOLENT CHILD CARE & LEARN CTR	6333 W BURLEIGH ST	80	6 wks - 12 yrs	Mon-Fri
MAGIC ME OF MILWAUKEE INC	5520 W BURLEIGH ST	80	6 wks - 12 yrs	Mon-Fri
SHERMAN PARK ACADEMY LLC	3931 W CENTER ST	71	6 wks - 12 yrs	Sun-Sat
CADY'S KIDS CHILD CARE INC	6825 W BURLEIGH	70	4 wks - 13 yrs	Mon-Fri
CHRISTIAN FAITH ACAD OF HIGHER LRNG	2327 N 52ND ST	70	3 yrs - 12 yrs	Mon-Fri
SHERMAN PARK PRESCHOOL	2703 N SHERMAN BLVD	70	30 mos - 13 yrs	Mon-Fri
MISS DAISY'S DAY CARE CENTER LLC	5934 W APPLETON AVE	68	6 wks - 12 yrs	Sun-Sat
ALL OUR KIDS CHILD CARE CTR	3424 W NORTH AVE	59	4 wks - 12 yrs	Mon-Fri
CHILDRENS FANTASY CHLD & PRCHL ACAD	2919 W FOND DU LAC AVE	57	4 wks - 13 yrs	Mon-Fri
LITTLE RASCALS CHILD CARE ACADEMY	5509 W CENTER ST	50	6 wks - 12 yrs	Mon-Fri
TANGIE'S JUST LIKE MOMMY CC CENTER	3343 N 35TH ST	47	6 wks - 12 yrs	Sun-Sat
OPEN ARMS ACADEMY	4714 W CENTER ST	44	4 wks - 12 yrs	Mon-Fri
CALVARY'S CHRISTIAN ACADEMY	5330 W LISBON AVE	40	2 yrs - 12 yrs	Mon-Fri
GRISBY'S CHILD DEV CTR SITE 4	5455 W BURLEIGH ST	40	4 wks - 12 yrs	Sun-Sat
TEDDY BEAR CHILD CARE LLC	5140 W LISBON AVE	40	6 wks - 12 yrs	Mon-Fri
ABC DAYCARE I	2974 N 49TH ST	39	4 wks - 12 yrs	Mon-Fri
GRISBY'S CHILD DEV CTR SITE 3	5301 W BURLEIGH ST	39	4 wks - 12 yrs	Sun-Sat
VERONICA'S DAY CARE CENTER LLC	3632 W BURLEIGH ST	39	4 wks - 12 yrs	Sun-Sat
FANTASTIC BEGINNINGS CAMPUS CC	4322 W CENTER ST	38	6 wks - 12 yrs	Sun-Sat
HARVEST CHILD DEVELOPMENT CENTER	7127 W LISBON AVE	34	4 wks - 13 yrs	Mon-Sat
OUTREACH ADVANCEMENT CENTER	5304-5310 W NORTH AVE	34	6 wks - 12 yrs	Mon-Fri
TLC CREATIVE LEARNING ACADEMY	2664-74 N 38TH ST	33	6 wks - 12 yrs	Sun-Sat
MS MARILYNS CHILD CARE II	7205 W BURLEIGH	32	6 wks - 12 yrs	Mon-Sat
SHINING STAR CHILD DEVELOPMENT CTR	4128-30 W BURLEIGH ST	32	4 wks - 12 yrs	Mon-Sat
QUALITY CHILD CARE	4527 W CENTER ST	30	6 wks - 12 yrs	Sun-Sat
STEPPING STONES CHILD DEV CENTER	3090 N 53RD ST	28	6 wks - 12 yrs	Mon-Fri
ROSALIND'S LITTLE ANGELS CC II LLC	4006 W BURLEIGH	25	6 wks - 12 yrs	Mon-Sat
ST CATHERINE DAY CARE CENTER	2647 N 51ST ST	25	3 yrs - 14 yrs	Mon-Fri
HE CARES CHRISTIAN CC CTR II INC	4634 W BURLEIGH	24	4 wks - 12 yrs	Mon-Fri
NEW LEADERS OF THE WORLD LRNG CTR	5315-5317 W CENTER ST	24	4 wks - 12 yrs	Mon-Fri
WINGS OF WONDER CHILDREN CTR LLC	4404 W BURLEIGH ST	23	30 mos - 12 yrs	Sun-Sat
DEE DEE'S MILK & HONEY DAY CARE II	5114 W CENTER ST	22	6 wks - 12 yrs	Mon-Fri
CHERRYLAND CHILD CARE CENTER	2967 N 45TH ST	19	4 wks - 12 yrs	Mon-Fri
EASTER SEALS KINDCARE	3090 N 53RD ST	18	1 Year - 3 yrs -	Mon-Fri
INSPIRED WORD LEARNING CENTER	3410 W BURLEIGH ST	12	2 yrs - 12 yrs	Mon-Fri

Licensed Family Centers in Milwaukee Zip Code 53210
(as of April 2009)

<u>Facility Name</u>	<u>Street Address</u>	<u>Capacity</u>	<u>Ages Accepted</u>	<u>Days Open</u>
1 HEART 2 ANOTHER	2718 N 49TH ST	8	6 wks - 12 yrs	Sun-Sat
4-EVER LEARNING CHILD CARE CTR	2977 N 36TH ST	8	6 wks - 12 yrs	Mon-Fri
ALEXIS HOUSE DAY CARE	2720 N 54TH ST	8	6 wks - 12 yrs	Sun-Sat
ALL MY CHILDREN LEARNING CENTER	2728 W WRIGHT ST	8	6 wks - 12 yrs	Sun-Sat
ALLEN'S CHILD CARE 4 LITTLE PEOPLE	2543 N 49TH ST	8	6 wks - 12 yrs	Mon-Fri
AMAZING KIDS DEVELOPMENT CENTER	3035 N 44TH ST	8	6 wks - 12 yrs	Mon-Fri
ANDREA'S CHILD DEVELOPMENT CENTER	2934 N 36TH ST	8	6 wks - 13 yrs	Mon-Fri
ANGELS OF MINE FAMILY CHILDCARE II	2829 N 44TH ST	8	4 wks - 12 yrs	Mon-Sat
ANGELS OF THE GREAT ONE CHILD CARE	2403 N 35TH ST	8	6 wks - 12 yrs	Mon-Fri
ANN'S COZY CORNER	2477 N 41ST ST	8	6 wks - 12 yrs	Mon-Fri
ANOINTED CHILD CARE	2363 N 54TH ST	8	6 wks - 12 yrs	Sun-Sat
AS 1 CHILDCARE & DEVELOPMENT CTR II	2736 N 60TH ST	8	6 wks - 12 yrs	Mon-Fri
AS 1 FAMILY CHILDCARE CENTER	6530 W MARION ST	8	6 wks - 12 yrs	Mon-Sat
BELINDA'S LEARNING & DEV CENTER	3053 N 48TH ST	8	6 wks - 12 yrs	Mon-Fri
BELLA'S CHILD CARE CENTER LOC #2	2740 N 56TH ST	8	6 wks - 13 yrs	Mon-Sat
BERDINA'S FAMILY DAY CARE	2640 N 46TH ST	8	6 wks - 12 yrs	Mon-Sat
BETTY'S MULTICULTURAL ACADEMY INC I	2542 N 29TH ST	8	4 wks - 12 yrs	Sun-Sat
BLOOMING BLESSINGS CHILD CARE CTR	2531 N 36TH ST	8	6 wks - 12 yrs	Sun-Sat
BOO BOO LEARN-N-PLAY DAYCARE	2973 N 72ND ST	8	6 wks - 12 yrs	Sun-Sat
BRENDA'S TINY TOON FAMILY DAY CARE	2624 N 56TH ST	8	6 wks - 12 yrs	Mon-Fri
BROWN SUGAR ACADEMY	2824 N 59TH ST	8	6 wks - 12 yrs	Mon-Fri
C.H.I.L.D. DEVELOPMENT & LRNG ACAD	2466 N 40TH ST	8	2 mos - 12 yrs	Mon-Fri
CHELL'S ABC DAY CARE	2619 N 29TH ST	8	6 wks - 12 yrs	Sun-Sat
CHERESSE'S FAMILY CHILD CARE CENTER	2977 N 45TH ST	8	6 wks - 12 yrs	Mon-Fri
CHILDRENS KINGDOM LEARNING CENTER	2900 N 58TH ST	8	6 wks - 12 yrs	Mon-Fri
COZY CORNER CHILD CARE	2829 N 52ND ST	8	2 wks - 12 yrs	Sun-Sat
COZY CORNER CHILD CARE LLC	2829 N 52ND ST	8	2 wks - 13 yrs	Sun-Sat
DELIKET 1NE'Z CHILD CARE	2609 N 50TH ST	8	4 wks - 13 yrs	Mon-Fri
DOROTHY'S ANGELS CDC	3047 N 62ND ST	8	6 wks - 12 yrs	Mon-Sat
DOTTIES PLAYHOUSE FAMILY DAY CARE	2850 N 38TH ST	8	6 wks - 12 yrs	Sun-Sat
DREAMS FAMILY DAY CARE	2328 N 46TH ST	8	6 wks - 12 yrs	Sun-Sat
ELEGANT CREATIONS CHILD CARE	2829 N 39TH ST	8	6 wks - 12 yrs	Mon-Fri
ETHEL'S DAY CARE	2650 N 40TH ST	8	8 wks - 12 yrs	Sun-Sat
FIRST CAMPUS CHILDS DEV INSTITUTE	2755 N 59TH ST	8	6 wks - 12 yrs	Mon-Fri
FOOTPRINTS PHASE 2	2554 N 46TH ST	8	4 wks - 12 yrs	Sun-Sat
FROM DUSK TIL DAWN CC CTR INC II	2632 N 45TH ST	8	6 wks - 12 yrs	Sun-Sat
GATES FAMILY DAY CARE	2509 N 59TH ST	8	3 wks - 12 yrs	Mon-Fri
GOD'S JOURNEY	2503 N 46TH ST	8	6 wks - 12 yrs	Mon-Sat
GORMAN'S FAMILY CHILD CARE CENTER	2909 N 57TH ST	8	6 wks - 12 yrs	Sun-Sat
GRANDMA ETHEL'S CC LEARNING CTR II	2706 N 37TH ST	8	4 wks - 12 yrs	Sun-Sat
GRANDMA PENNY DAY CARE	2432 N 28TH ST	8	6 wks - 12 yrs	Mon-Fri
GRANDMA'S EDUCATIONAL PLAYHOUSE	2412 N 29TH ST	8	4 wks - 12 yrs	Sun-Sat
GRANNY'S PLAYHOUSE	2913 N 39TH ST	8	6 wks - 12 yrs	Sun-Sat
HALENA'S LEAN ON ME CC CTR II	2430 N 40TH ST	8	6 wks - 12 yrs	Sun-Sat
HALENA'S LEAN ON ME CHILD CARE CTR	2429 N 40TH ST	8	6 wks - 12 yrs	Sun-Sat
HAND & HAND CHILD LEARNING CENTER	2825 N 29TH ST	8	6 wks - 12 yrs	Mon-Fri
HAPPY FACE'S LEARNING CENTER	2700 N 37TH ST	8	6 wks - 12 yrs	Mon-Fri
HAPPY HOUR DEVELOPMENT CENTER	2815 N 39TH ST	8	6 wks - 12 yrs	Sun-Sat
HEALS THE LAND CHILD CARE CENTER	2902 N 36TH ST	8	2 wks - 13 yrs	Sun-Sat
HEAVENLY DAY CARE	2465 N 50TH ST	8	6 wks - 12 yrs	Sun-Sat
IMMANUEL'S FAMILY DAYCARE	2642 N 38TH ST	8	4 wks - 12 yrs	Mon-Fri
IN CARING HANDS FAMILY CHILD CARE	2955 N 44TH ST	8	2 wks - 12 yrs	Mon-Fri

<u>Facility Name</u>	<u>Street Address</u>	<u>Capacity</u>	<u>Ages Accepted</u>	<u>Days Open</u>
IT'S A KIDS WORLD 2	2703 N 46TH ST	8	6 wks - 12 yrs	Sun-Sat
JACKIE'S PLACE TOO	2803 N 45TH ST	8	6 wks - 12 yrs	Mon-Sat
JACKIE'S TOT LOT DAY CARE	2736 N 53RD ST	8	6 wks - 12 yrs	Sun-Sat
JESUS AND JONELLA LITTLE ONES	2470 N 54TH ST	8	6 wks - 12 yrs	Mon-Fri
JUST LIKE HOME CHILD CARE	2747 N 54TH ST	8	6 wks - 12 yrs	Mon-Fri
KAYLEE'S KUDDLE KARE ACADEMY	2439 N 38TH ST	8	6 wks - 12 yrs	Sun-Sat
KAYLEE'S KUDDLE KARE II	2445 N 38TH ST	8	6 wks - 12 yrs	Sun-Sat
KERN'S FAMILY DAY CARE	2607 N 52ND ST	8	3 wks - 12 yrs	Sun-Sat
KIDS COVENANT LLC	2809 N 48TH ST	8	2 wks - 12 yrs	Mon-Fri
LA LA'S WORLD OF ANGELS	2532 N 27TH ST	8	6 wks - 12 yrs	Mon-Fri
LARUE'S LOVE AND LEARN DAY CARE	3027 N 37TH ST	8	3 mos - 12 yrs	Mon-Fri
LEARNCARE CHILD CARE	2736 N 55TH ST	8	4 wks - 12 yrs	Mon-Fri
LIL' DINKS AND BUBBLES	3030A N 58TH ST	8	6 wks - 12 yrs	Sun-Sat
LIL SWEET P'S ACADEMY CHILDCARE CTR	2750 N 39TH ST	8	4 wks - 12 yrs	Mon-Fri
LINNY'S LULLABY	2455 N 51ST ST	8	6 wks - 12 yrs	Sun-Sat
LITTLE DREAMERS FAMILY CHILD CARE	2766 N 38TH ST	8	6 wks - 12 yrs	Mon-Fri
LITTLE HEARTS INSIDE	2425 N 40TH ST	8	4 wks - 12 yrs	Sun-Sat
LITTLE L AND FRIENDS FCC	2860 N 49TH ST	8	6 wks - 12 yrs	Mon-Fri
LITTLE ME TEACH ME CHILD CARE	2914 N 37TH ST UPPER	8	6 wks - 12 yrs	Mon-Fri
LITTLE PEOPLES FAMILY DAYCARE	2761 N 57TH ST	8	4 wks - 12 yrs	Mon-Fri
LITTLE WONDERS PHASE 2	2564 N 46TH ST	8	6 wks - 12 yrs	Sun-Sat
LOVE ME TENDER DAYCARE	2634 N 53RD ST	8	6 wks - 12 yrs	Mon-Fri
LOVETT ALOT CHILD CARE	2577 N 51ST ST	8	4 wks - 12 yrs	Mon-Fri
LYDIA'S WORLD OF CHILDREN ED CTR #3	2854 N 28TH ST	8	3 wks - 12 yrs	Mon-Fri
M & H MOTHERS HAND	2506 N 41ST ST	8	6 wks - 12 yrs	Mon-Fri
MY LITTLE SCHOOL FAMILY CHILD CARE	6516 W LOCUST ST	8	6 wks - 12 yrs	Mon-Fri
NICKIE'S TINY TECH	2962 N 49TH ST	8	6 wks - 12 yrs	Mon-Fri
NIECE'S HAPPY FEET CHILDCARE CENTER	2972 N 37TH ST	8	4 wks - 12 yrs	Mon-Fri
NO MORE TEARS CHILD DEV CENTER	2769 N 48TH ST	8	4 wks - 12 yrs	Mon-Fri
NODA'S DAYCARE & CHILDREN'S DEV CTR	2409 N 36TH ST	8	6 wks - 12 yrs	Mon-Fri
NOVANDER CHILD DEVELOPMENT CTR LLC	2416 N 44TH ST	8	6 wks - 12 yrs	Mon-Fri
OUR FUTURE CHILD DEVELOPMENT CTR	2515 N 36TH ST	8	6 wks - 12 yrs	Mon-Fri
PARIS'S PARADISE FOR KIDS	2323 N 53RD ST	8	6 wks - 12 yrs	Mon-Fri
PAT PAT'S FAMILY CHILD CARE	2434 N 48TH ST	8	6 wks - 12 yrs	Sun-Sat
PETERSON'S PLAYMATES CHILD CARE CTR	2539 N 44TH ST	8	4 wks - 12 yrs	Sun-Sat
PLAYSCHOOL ACADEMY	2930 N 37TH ST	8	6 wks - 12 yrs	Sun-Sat
PORTER'S LEARNING CENTER	3014 N 48TH ST	8	2 wks - 12 yrs	Sun-Sat
READY SET LEARN CHILDCARE	2624 N 48TH ST	8	6 wks - 12 yrs	Sun-Sat
REID'S CHILD CARE ACADEMY INC	2745 N 58TH ST	8	4 wks - 1 Year	Sun-Sat
RESTLESS CHILD CARE	2352 N 47TH ST	8	4 wks - 12 yrs	Mon-Sat
ROAF FAMILY CHILD CARE CENTER	2836 N 55TH ST	8	6 wks - 12 yrs	Mon-Fri
ROAF FAMILY CHILDCARE CENTER #2	3066 N 55TH ST	8	6 wks - 12 yrs	Mon-Fri
ROBINSON FAMILY CHILD CARE	2816A N 62ND ST	8	2 wks - 12 yrs	Sun-Sat
RUBY'S WONDERLAND CHILD CARE CENTER	2872 N 33RD ST	8	6 wks - 12 yrs	Mon-Fri
SAN'S SANDBOX CHILD DEVELOPMENT CTR	2959 N 59TH ST	8	6 wks - 12 yrs	Mon-Fri
SERENITY GARDENS	2903 N 57TH ST	8	2 wks - 12 yrs	Sun-Sat
SHAPING OUR YOUTH DEVELOPMENT	2310 N 44TH ST	8	6 wks - 12 yrs	Sun-Sat
SHAW'S CHILD CARE CENTER	3024 N 41ST ST	8	6 wks - 12 yrs	Mon-Sat
SHERI'S CHILD DEV CENTER 2	2728 N 47TH ST	8	6 wks - 12 yrs	Sun-Sat
SPIRITUAL AWAKENING DC/PRSC PH 2	3035 N 40TH ST	8	4 wks - 12 yrs	Mon-Fri
STANLEY FAMILY CHILD CARE	2757 N 47TH ST	8	6 wks - 12 yrs	Mon-Fri
STARBRIGHT CHILD CARE	2831 N 46TH ST	8	6 wks - 12 yrs	Mon-Fri
SUCH A DEVINE DAY CARE	2705 N 49TH ST	8	6 wks - 12 yrs	Mon-Sat
SWEET PEES LEARNING ACADEMY	2506 N 46TH ST	8	6 wks - 12 yrs	Sun-Sat
TEACH ONE REACH ONE CDC	2766 N 53RD ST	8	3 mos - 12 yrs	Sun-Sat

<u>Facility Name</u>	<u>Street Address</u>	<u>Capacity</u>	<u>Ages Accepted</u>	<u>Days Open</u>
THE COLOR OF LOVE	3078 N 39TH ST	8	6 wks - 12 yrs	Mon-Fri
THERE'S ANOTHER PLACE LIKE HOME	2518 N 50TH ST	8	6 wks - 12 yrs	Sun-Sat
TIGGER'S PLAYPEN CHILD CARE	2550 N 58TH ST	8	6 wks - 12 yrs	Mon-Fri
TINY TOTS LIGHTHOUSE	2845 N SHERMAN BLVD	8	6 wks - 12 yrs	Mon-Fri
WALKING WITH GOD CHILD CARE	2908 N 45TH ST	8	6 wks - 12 yrs	Sun-Sat
WEE 4 KIDS	2777 N 45TH ST	8	6 wks - 12 yrs	Mon-Fri
WINGS OF WONDER CHILDREN CENTER LLC	3069 N 45TH ST	8	4 wks - 12 yrs	Sun-Sat
WONDERFUL WORLD OF LEARNING	1618 W LLOYD	8	4 wks - 12 yrs	Sun-Sat
WOODS FAMILY DAY CARE	2550 N 50TH ST	8	1 day - 12 yrs	Mon-Fri
YANA'S WORLD	6430 W CENTER ST	8	4 wks - 12 yrs	Sun-Sat
ZELDA'S LOVE & HAPPINESS CHILD CARE	2969 N 59TH ST	8	4 wks - 12 yrs	Sun-Sat
EZRA'S PLAYLAND	2402 N 28TH ST	6	6 wks - 12 yrs	Mon-Sat

Child Safety: Crime and Traffic Accidents 2008

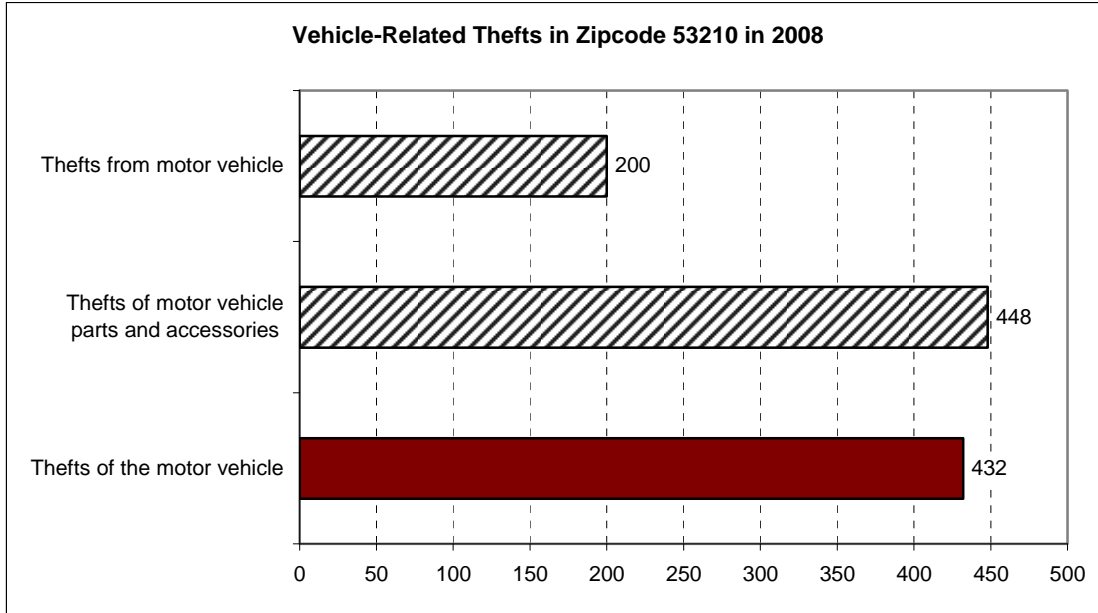
Safety is a primary concern for parents living in inner city neighborhoods where crime remains at high levels and large numbers of traffic accidents are reported.

- In the 2008 calendar year, the Milwaukee Police Department reported 3,513 Class A crimes in zip code 53210, including 286 cases of aggravated assault, 570 cases of simple assault, 333 burglaries, 276 robberies, and 8 homicides.

2008 Crimes Reported in Zip Code 53210	Total Reported
Simple assault	570
Theft of motor vehicle parts/accessories	448
Motor vehicle theft	432
Destruction/damage/vandalism of property	428
Burglary/breaking and entering	333
All other larceny	326
Aggravated assault	286
Robbery	276
Theft from motor vehicle	200
Shoplifting	43
Arson	36
Theft from building	23
Forcible rape	22
Forcible fondling	20
Purse snatching	19
Homicide	8
Forcible sodomy	7
All other offenses	7
Statutory rape	6
Intimidation	6
Disorderly conduct	5
Pocket picking	5
All other offenses	14
Grand Total	3,513

Source: Milwaukee Police Department, posted on the City of Milwaukee COMPASS website.

- Even parking near the school is an issue, with 200 thefts from motor vehicles, 448 thefts of motor vehicle parts and accessories, and 432 thefts of the vehicles themselves reported.



Concerns about the safety of children are heightened by the number of traffic accidents reported in the inner city.

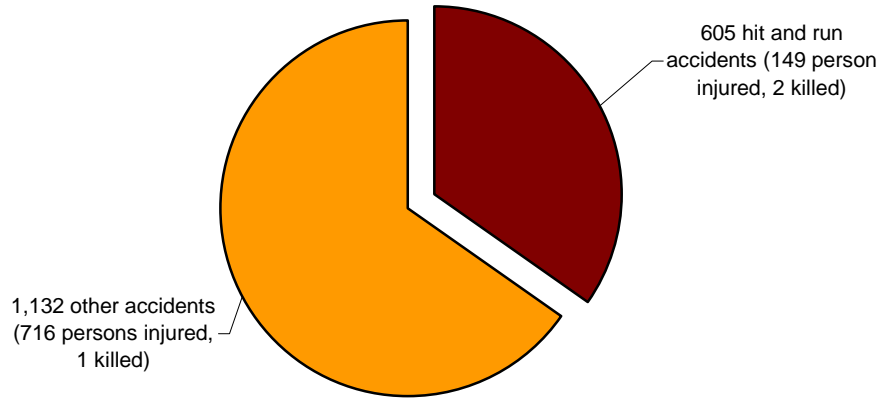
- In 2008, 1,737 traffic accidents were reported in zip code 53210. A total of 865 people were injured in these accidents and 3 were killed.
- More than a third (35%) of the traffic accidents were “hit and run” where the driver did not remain at the scene to aid victims or to report damages.

2008 Traffic Accidents Reported in Zip Code 53210	<u>Total Accidents</u>	<u>Total Persons Injured</u>	<u>Total Persons Killed</u>
Hit and run	605	149	2
Other	1,132	716	1
Total	1,737	865	3
% Hit and Run	35%	17%	67%

Source: Milwaukee Police Department, posted on the City of Milwaukee COMPASS website.

- In 2008 in zip code 53210, 149 people were injured and 2 were killed in accidents involving “hit and run” drivers.

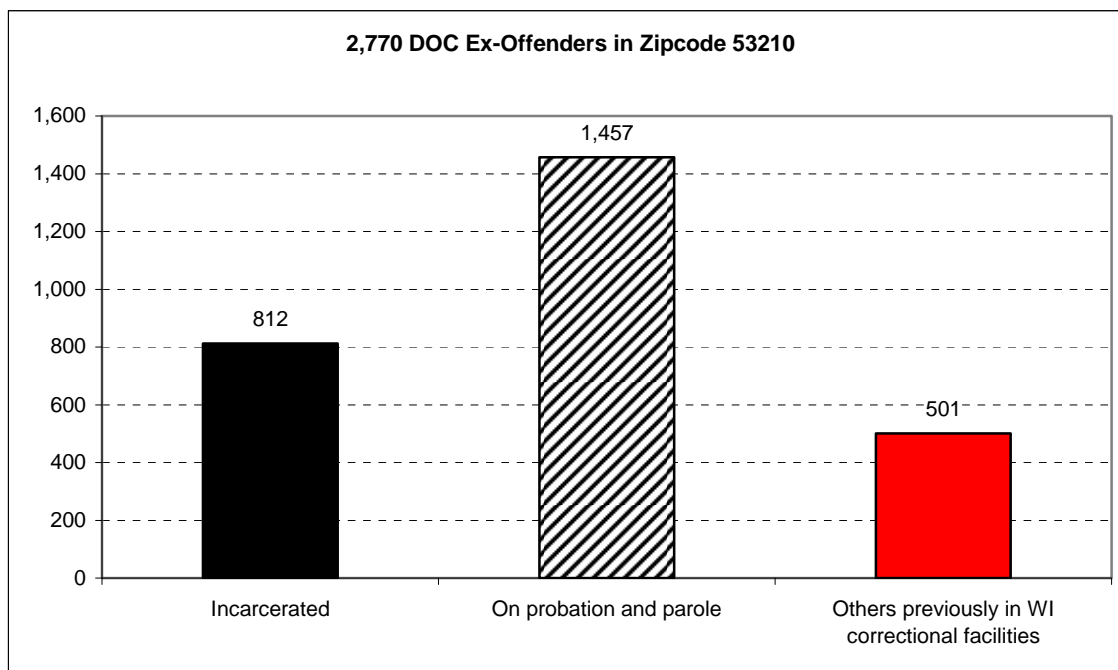
Traffic Accidents in 2008: Zipcode 53210



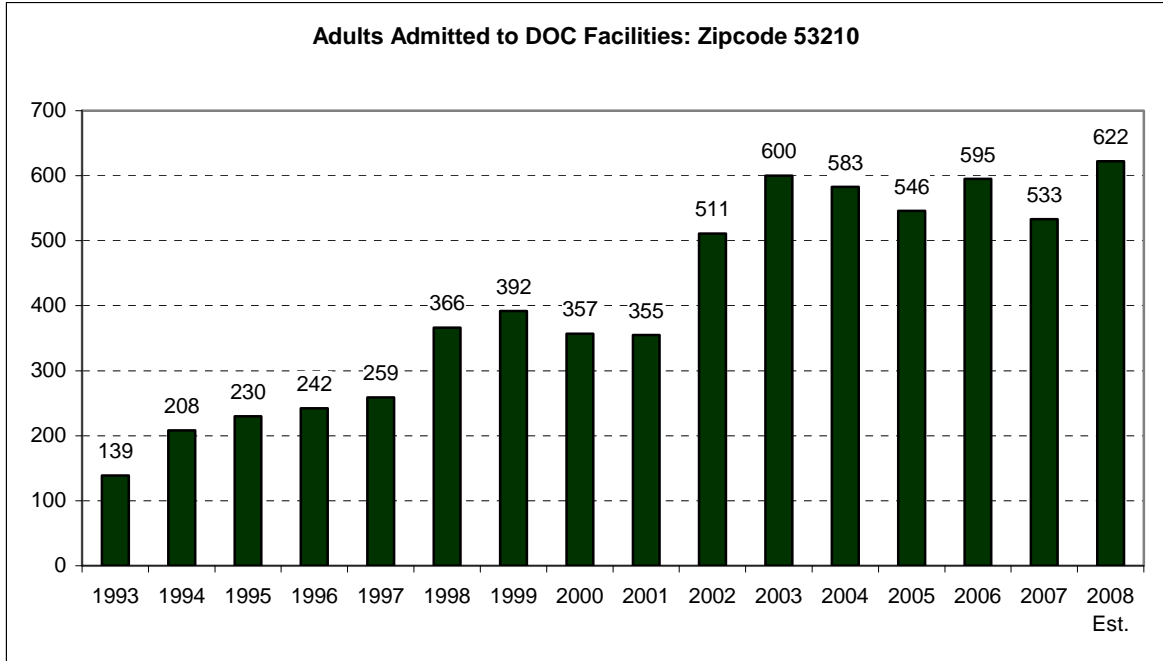
High Incarceration Rates and Returning Prisoners 1993-2009

The absence of many males of prime workforce age and the high numbers of men incarcerated and released from state correctional facilities each year have tremendous impact on the stability and earnings of families. The Department of Corrections (DOC) public inmate data files from January 1993 through August 2008 and the probation and parole file for March 2009 were examined to gain information on adult inmates from state correctional facilities. The DOC files identify individuals in the Wisconsin Department of Corrections system but do not include other inmates in the House of Corrections or city jail. Data entries for admission and release from DOC facilities are for any reason, including alternatives to revocation or for temporary probation and parole holds.

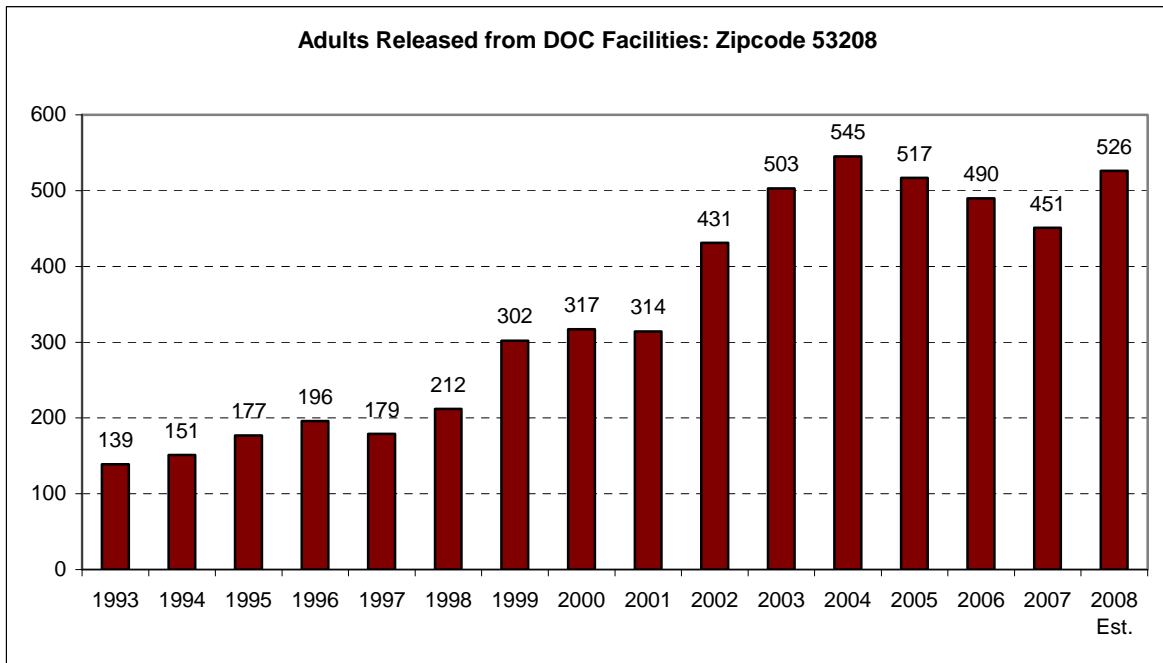
- A total of 2,770 adults from zip code 53210 are in the state corrections system. These include 816 adults incarcerated in state facilities (as of August 2008), 1,457 adults on probation and parole, and another 501 adults previously incarcerated (1993-2008). This total is likely on the low end as no address was available for 10% of DOC ex-offenders from Milwaukee County. It is likely that at least some of these ex-offenders are living in the 53210 zip code.



- The number of adults incarcerated from zip code 53210 each year jumped from 139 in 1993 to 600 in 2003 and has remained above 400 a year since that time. Given high rates of recidivism many adults are incarcerated several times.



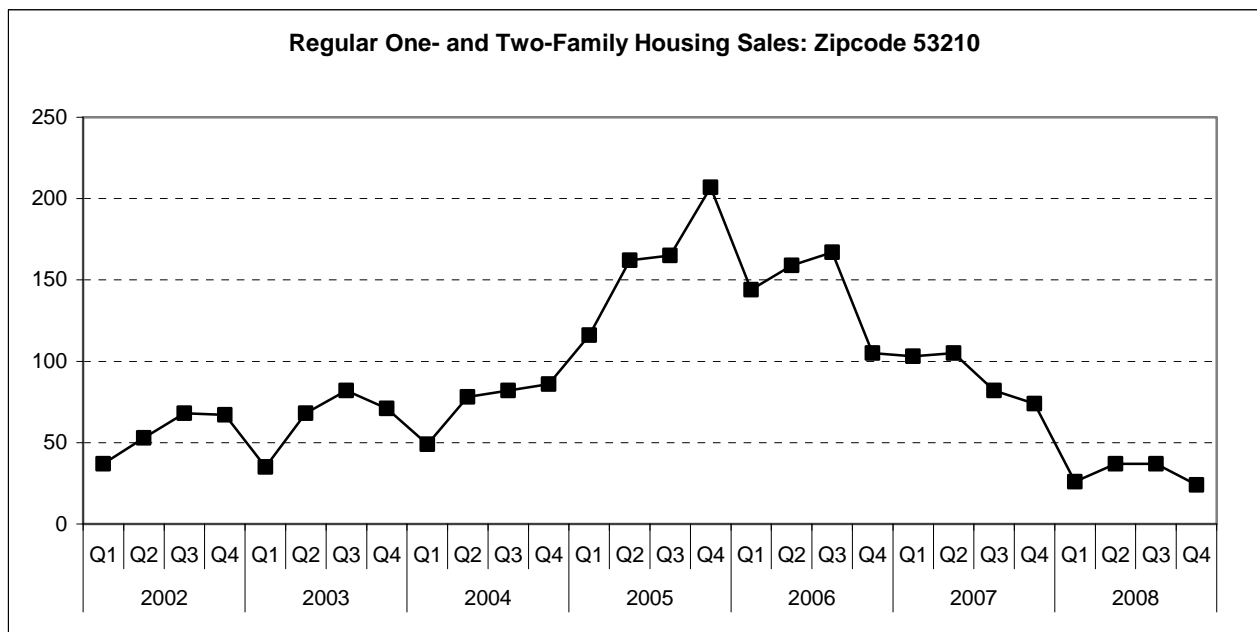
- Since 1993 the number of individuals being released from state adult correctional facilities into zip code 53208 has grown dramatically from 139 in 1993 to 545 in 2004. Many subsequently returned to prison.



The Housing Crisis Hits Home 1994-2009

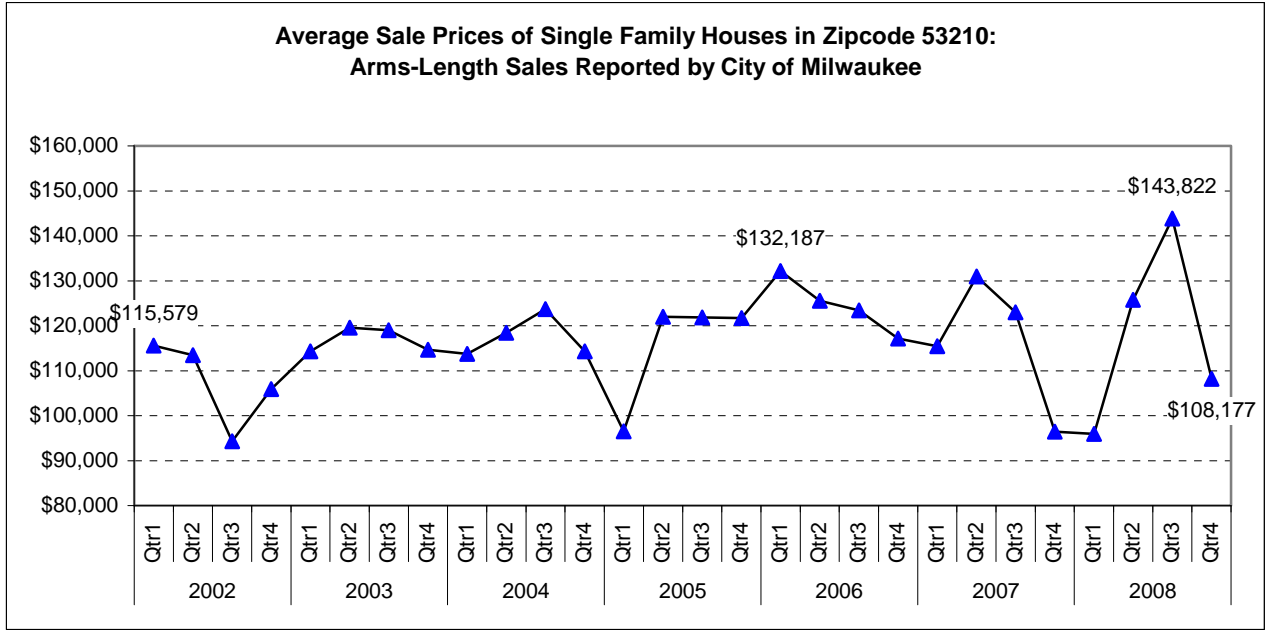
While an analysis of the mortgage crisis in Milwaukee is beyond the scope of this paper, several data sources indicate that the problem has been extremely severe for Milwaukee families and that the effects are far from over. The mobility rates seen among MPS families can be expected to continue at high rates. Many home-owning families are unable to meet their mortgage, insurance, property tax, utilities bill and other housing obligations. Renters, already paying large portions of their income for housing, are caught in the middle of foreclosure actions against property owners as well as escalating rents due to rising utility bills and disproportionately high property taxes for inner city properties.

The flurry of housing sales in zip code 53210 reached its peak in 2005 and 2006, declined somewhat in 2007, and by 2008 was down to less than 50 regular housing sales a quarter.

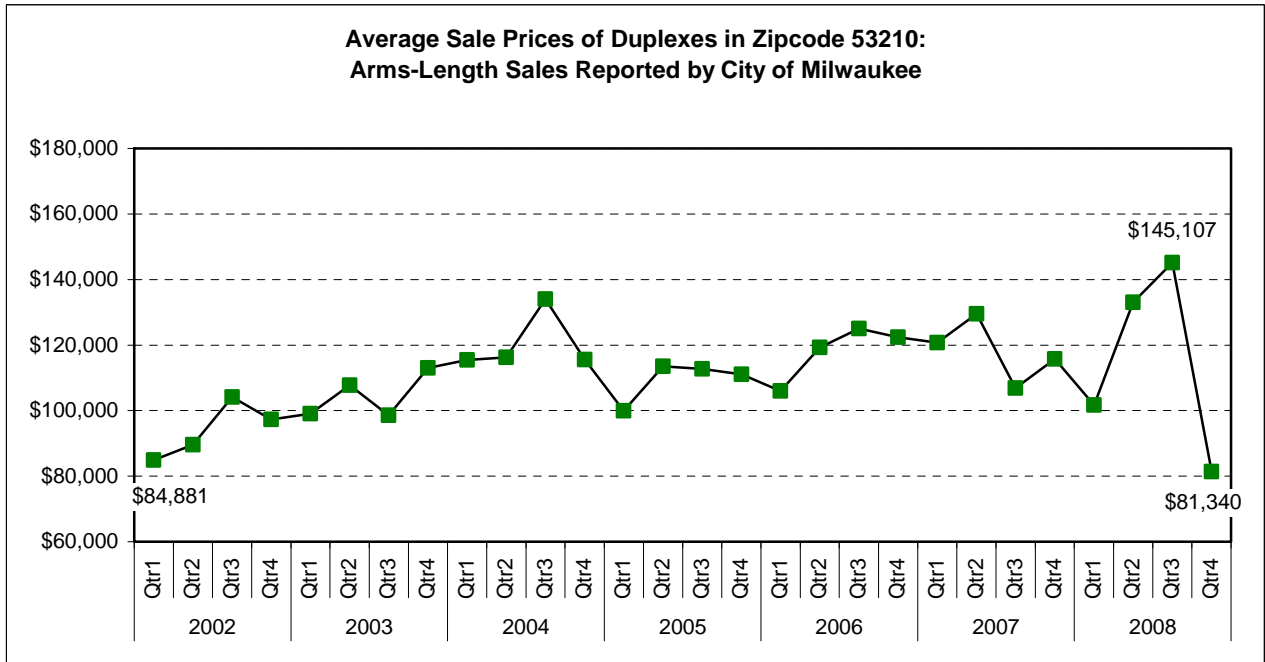


As mortgage funds (including subprime mortgages and adjustable rate mortgages with low initial payment schedules) became readily available and existing homeowners were encouraged to refinance their mortgages to obtain cash for increased “equity” in their homes, the average sales price of single family houses in zip code 53210 reached \$132,000 in the first quarter of 2006, according to City of Milwaukee records on arms-length sales used to establish property assessments.

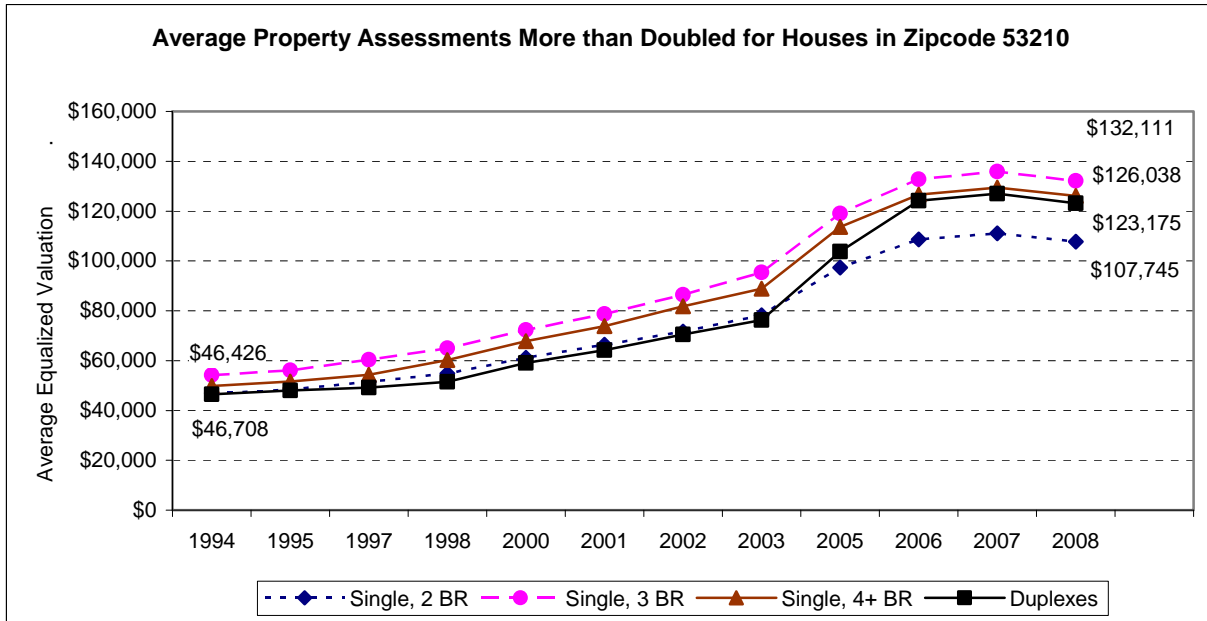
Much of the recent fluctuation in average sale prices is explained by the small number of sales and a few properties selling for under \$40,000.



Fluctuating sale prices are also seen for duplex sales during 2008.



Based on the large increase in real estate prices fueled by the booming mortgage activity in 2005 through 2007, the City of Milwaukee raised property assessments on single family and duplex housing in the zip code. These assessments further raised housing costs for many residents as the inner city took on an increasing share of the total city property tax burden.

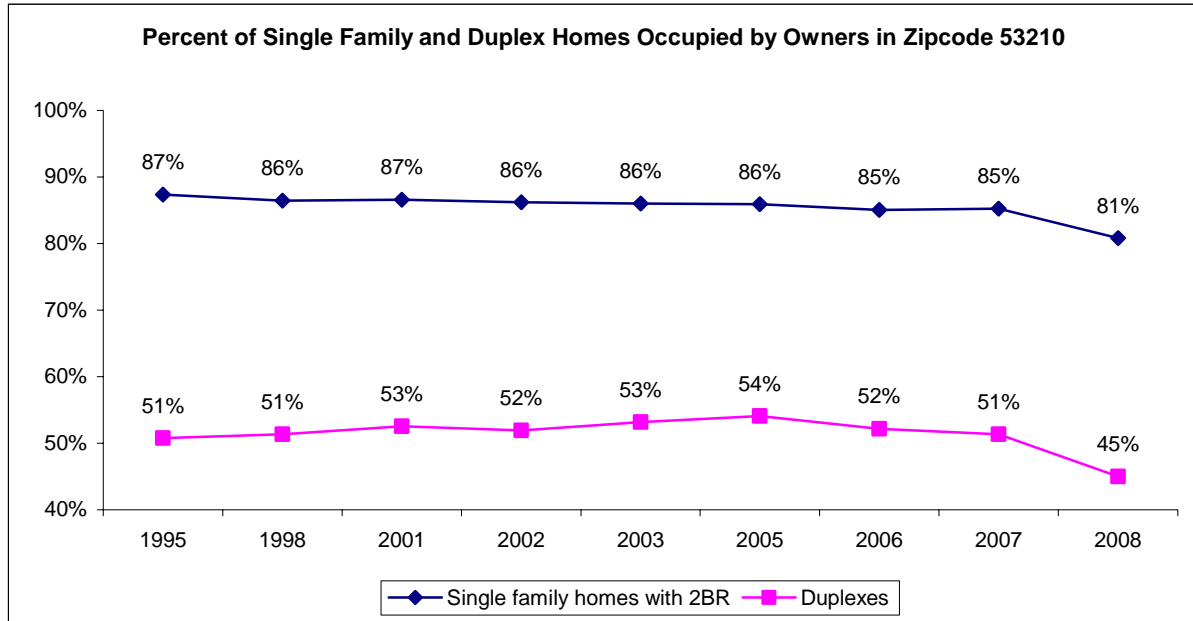


Source: City of Milwaukee Master Property file. Property assessments are converted to full value based on reported equalized assessment ratios

Foreclosure cases filed with the Milwaukee County circuit courts and reaching the Milwaukee County sheriff's office for auction sales were analyzed to shed light on the extent to which the national mortgage crisis reached Milwaukee neighborhoods and MPS families. Each Monday morning the Milwaukee County sheriff holds real estate auctions for houses that have been foreclosed for non-payment of mortgages. The foreclosure cases filed with the Milwaukee County circuit courts and reaching the sheriff for auction sales were analyzed to shed light on the extent to which the national mortgage crisis reached Milwaukee neighborhoods and MPS families.

The map below shows sheriff sales scheduled in zip code 53210 for the recent period from January 1, 2007 – May 1, 2009. **Nearly every block in the zip code has problem properties reaching the sheriff sale stage.** The properties up for auction are often in severe distress. Some may have already been abandoned, renters may be displaced or uncertain about who owns the property, repairs are frequently delayed, and vandalism is not uncommon.

It appears that an immediate impact of the housing crisis has been a **drop in home ownership**. Home ownership rates for single family houses with 2 or more bedrooms dropped from 85% in 2007 to 81% in 2008. The home ownership rate for duplexes (where the owner lived in one of the units) went from 51% in 2007 to 45% in 2008.

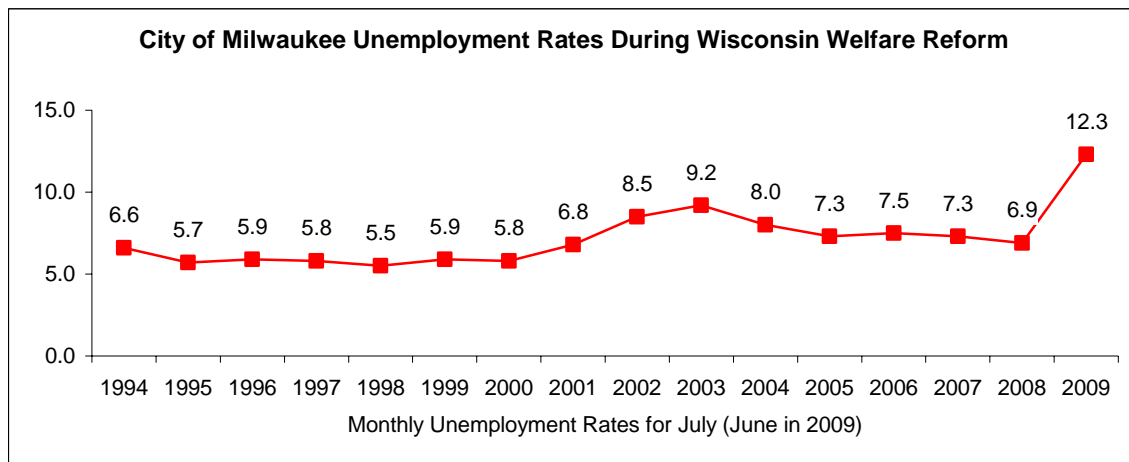


Source: City of Milwaukee property file.

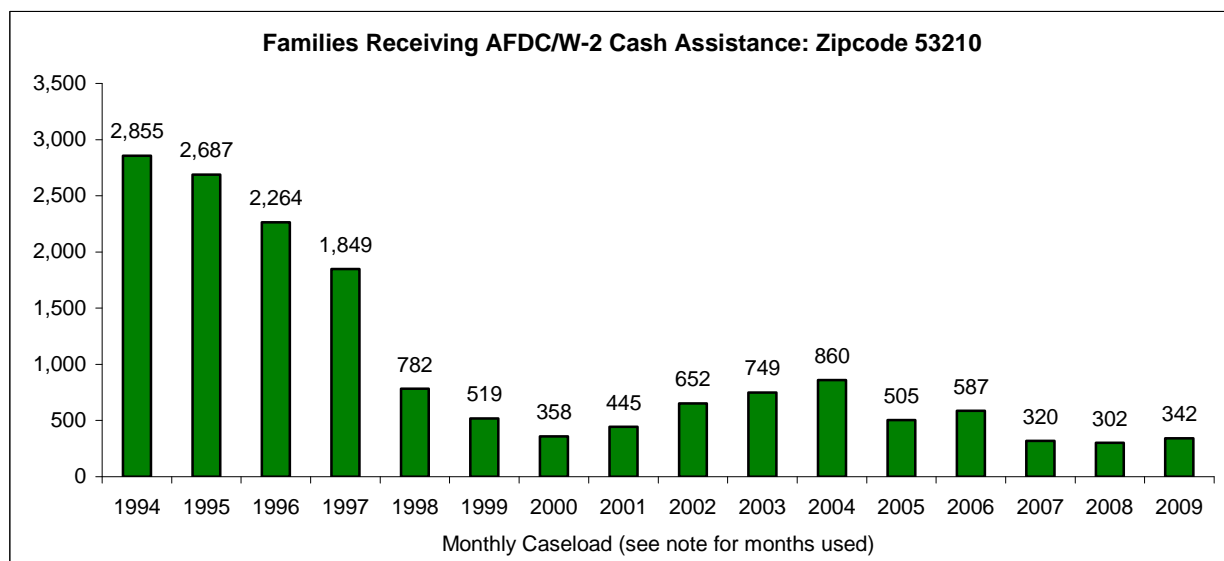
Public Assistance to Families during the Recession 1994-2008

Enrollments in BadgerCare Plus (medical insurance for low-income families and children) and FoodShares (food stamps) have increased substantially over the past year as the economy has worsened, but there has been little change in the number of Milwaukee families receiving “W-2” income support.

- The city of Milwaukee unemployment rate has nearly doubled over the past year, from 6.9% in July 2008 to 12.3% in June 2009. During this period, however, the number of families in zip code 53210 receiving W-2 income support remains very low, increasing by only 40 families from July 2008 to May 2009.

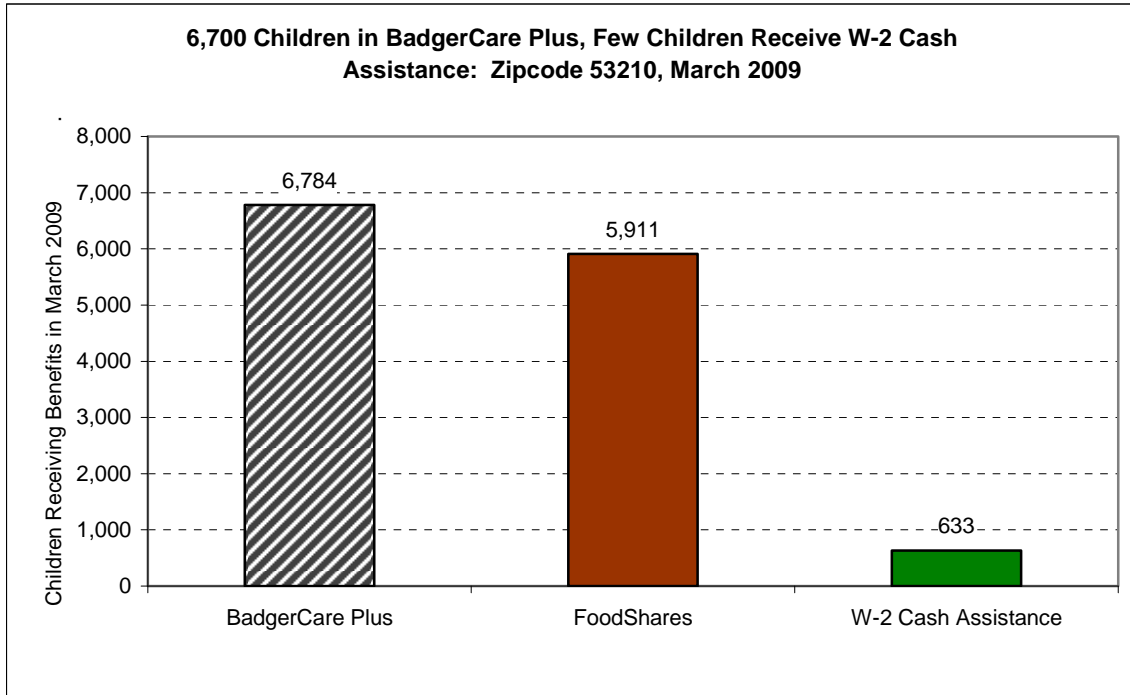


- Fewer families received W-2 income support in May 2009 (when the city unemployment rate reached 12.3%) than five years ago in July 2004 (when the city unemployment rate was at 8%). In May 2009 only 342 families in zip code 53210 were receiving W-2 cash assistance; in July 2004 there were 860 families receiving income support.



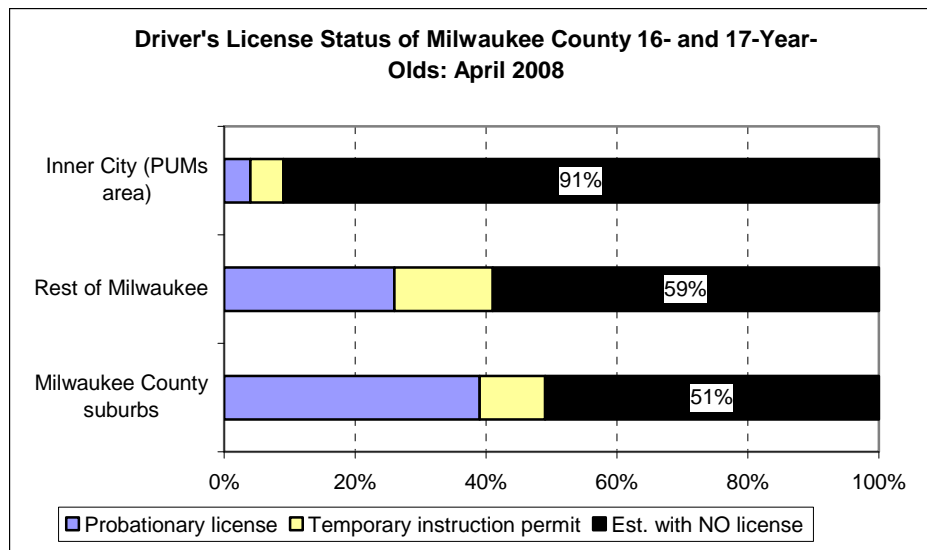
Note: Monthly caseloads shown above are for July for the years 2001-2008 and in other years for March 1994, December 1995, September 1996, June 1997, April 1998, February 1999, April 2000, June 2001, and May 2009.

- The state is making substantial efforts to increase enrollment of low-income children and families in federal/state medical insurance programs and FoodShare during the economic recession. As of March 2009, 6,784 children were enrolled in BadgerCare Plus and 5,911 children were receiving food stamp benefits in zip code 53210. Only 633 children were in families receiving W-2 income support.



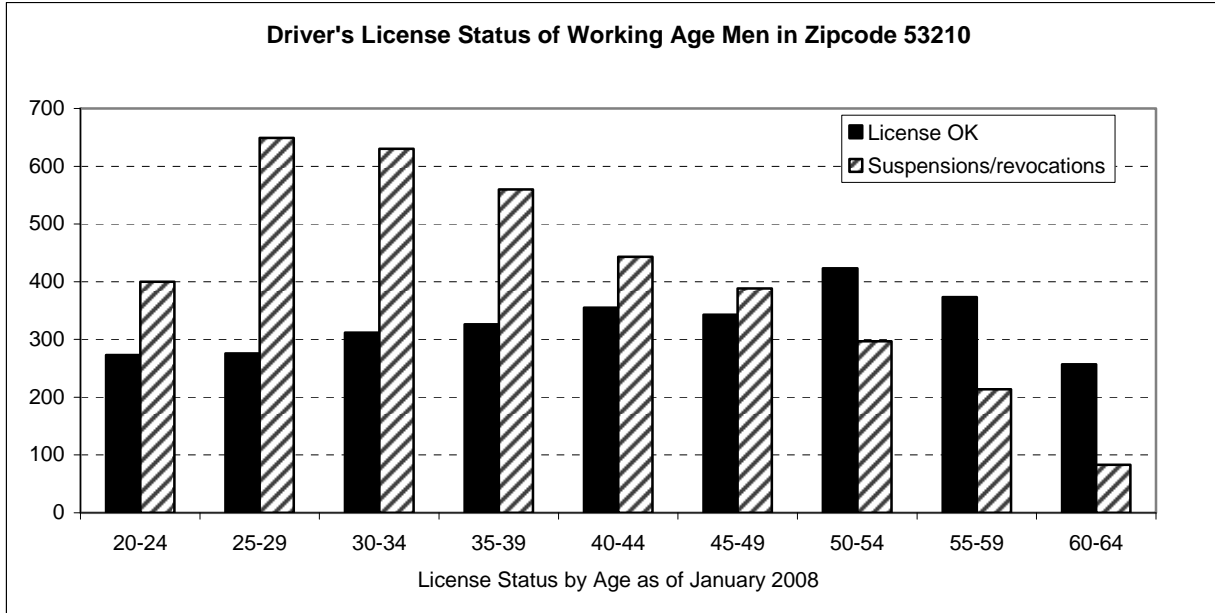
Driver's License Suspensions and Revocations 2008

Only 9% of inner city Milwaukee teens aged 16 and 17 have probationary licenses (4%) or learner's permits (5%), according to 2008 Wisconsin Department of Transportation (DOT) driver's license files and U.S. Census population counts. Most (91%) inner city teens have NO license. By contrast, only 49% of 16- and 17-year-old teens living in the Milwaukee County suburbs have no license.

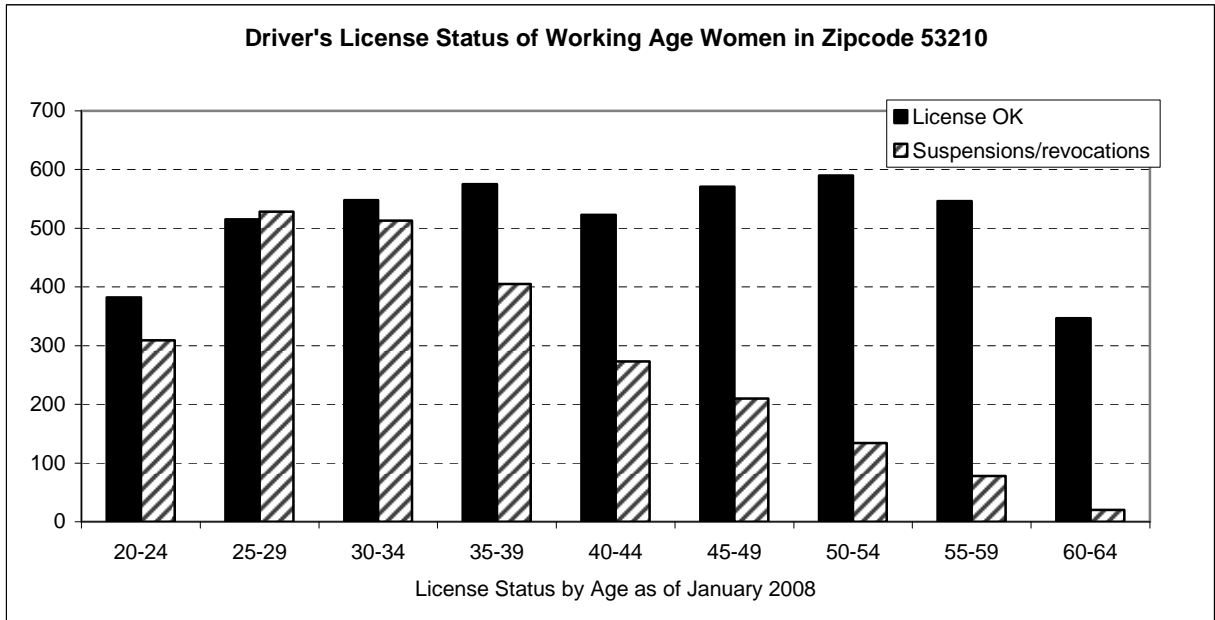


The problems of teens lacking driver's licenses persist into adulthood. Access to private transportation is critical for reaching most job openings in the metro area, yet few teens obtain their license while in school and dropouts under age 18 are prohibited from obtaining a license. A host of factors contribute to the lack of driver's licenses among central city residents -- the lack of affordable driver's education programs for teens, the high cost of auto insurance in inner city neighborhoods, lack of vehicles among low-income residents, and high rates of license suspensions and revocations. Minorities are far more likely to have license suspensions and revocations than whites in Milwaukee County where minor vehicle infractions related to older cars ("driving while poor") may turn into felony violations if the individual is stopped while driving with a suspended license.

- In zip code 53210 state DOT files showed 4,548 males and 2,532 females with suspensions and revocations.
- In the zip code 5,512 women have clear licenses compared to only 3,637 men.
- Far more men of prime working age have suspended and revoked licenses than hold clear licenses.



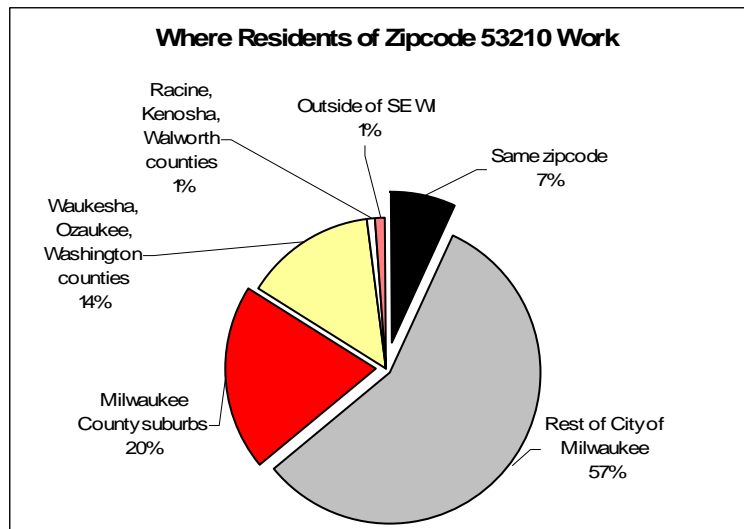
- High numbers of women ages 25-34 in zip code 53210 have license suspensions and revocations.



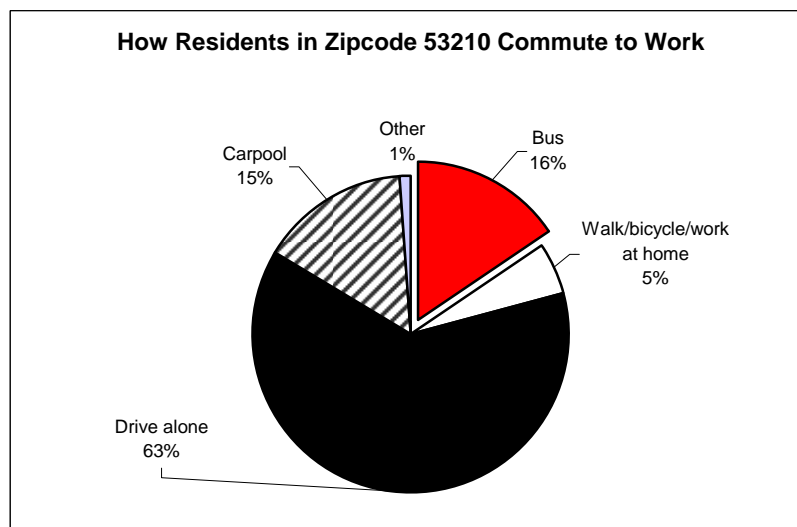
Commuting Patterns 2000 CTPP

The 2000 Census Transportation Planning Package, released in 2004/2005, offered a unique opportunity to assess the commuting patterns of workers from zip code 53210. Responses to the Census long-form questionnaire (issued to one out of 6 households) were coded by address for residence and place of work.

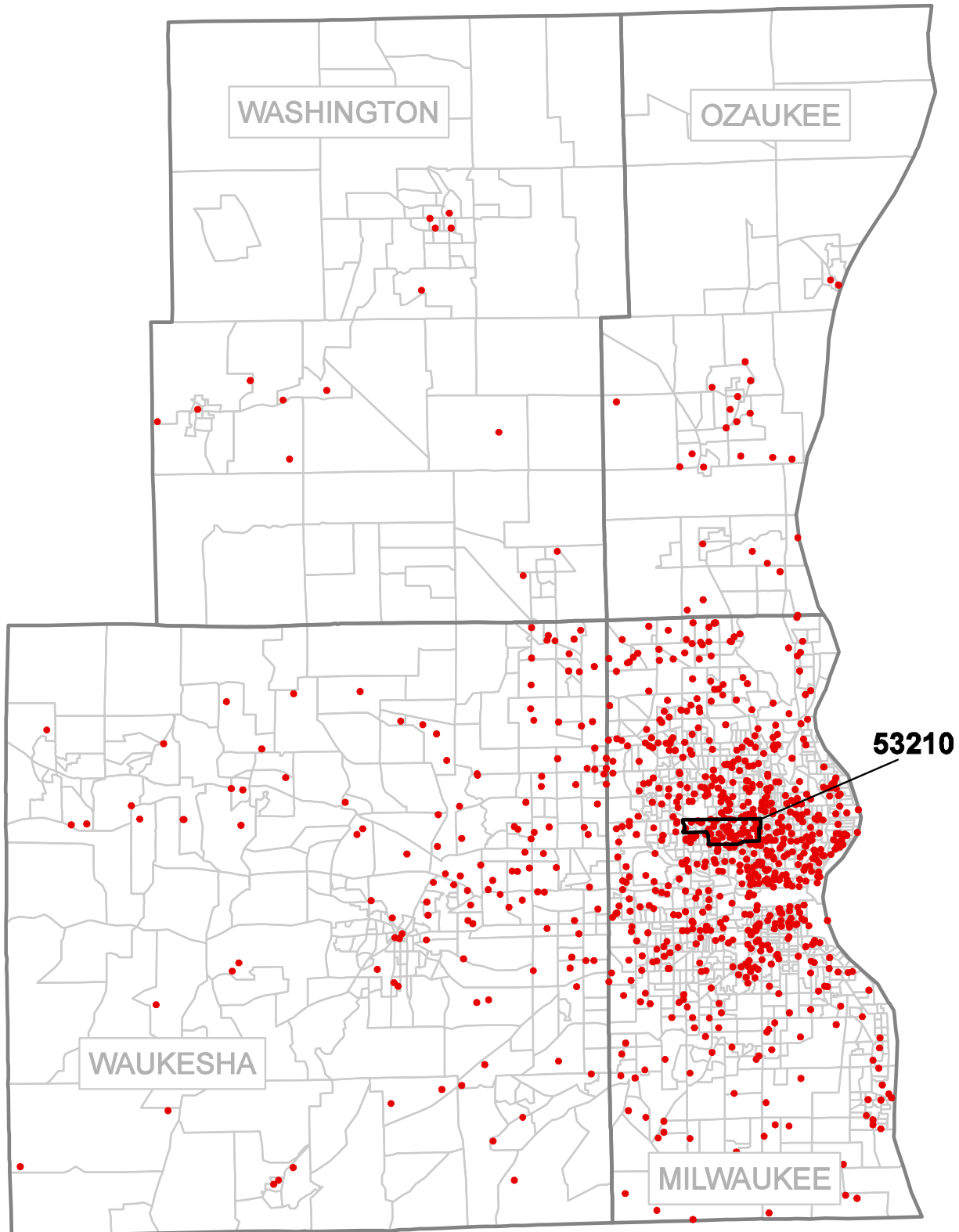
- For many residents of zip code 53210, the labor market was very limited. According to the Census 2000 transportation files, 84% of 53210 residents worked in Milwaukee County, including 64% of 53210 residents who were employed at jobsites within the City of Milwaukee. About 14% of residents had jobs in Waukesha, Ozaukee and Washington (WOW) counties. Only 1% of residents commuted to Racine, Kenosha and Walworth counties for work.



- Bus transportation is critical for many workers residing in zip code 53210. While nearly two-thirds of resident workers drove to work alone in 2000, 15% (an estimated 2,910 workers) used the bus to get to their jobs. An estimated 43% of workers with income below 100% of poverty bussed to work.



Where People Work Who Live in Zipcode 53210



Source: U.S. Census 2000 Transportation Planning Package data files (1 dot = 5 workers)
Analysis by Employment and Training Institute, University of Wisconsin-Milwaukee.

Employed Parents with Income Below or Near Poverty 1994-2009

Wisconsin income tax returns were reviewed to assess the income of families with children and living in central city Milwaukee zip codes. These tax data are for single and married (non-elderly) tax filers claiming dependents in the 2007 tax year based on filings in 2008. As a result the data are far more current than the 2000 U.S. Census (based on 1999 income) and more comprehensive than the American Community Survey for 2005-2007. Federal poverty guidelines and adjusted gross income ranges for non-elderly single and married tax filers with dependents were used to estimate the number of employed parents with income earnings below the poverty level.

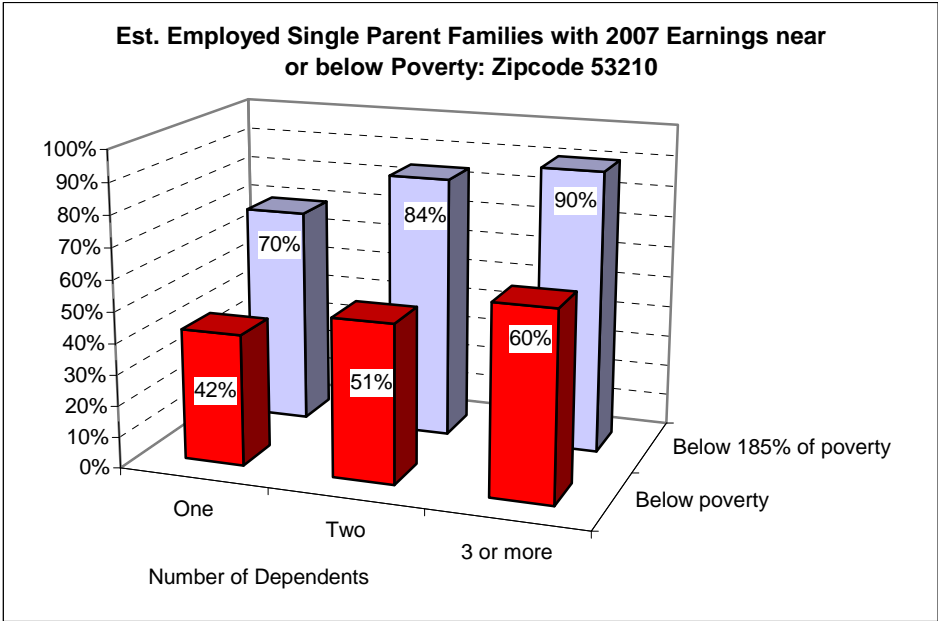
The poverty guidelines reflect the federal government's estimate of the bare minimum required by families to meet their basic needs and are used to determine eligibility for federal support programs. In 2007, the U.S. Department of Health and Human Services set the poverty guidelines at \$13,690 for a 2-person (e.g., parent and 1 child) family and \$17,170 for a 3-person family. The department estimated that it took \$3,480 to support each additional family member in 2007. These very low guidelines were used to determine the number of family tax filers showing income below the poverty line. A second, commonly used federal standard is 185% of poverty (or \$25,327 annual income to support 2 persons, \$31,765 to support 3 persons, and \$38,203 to support a family of four in 2007). The 185% of poverty standard was used to determine eligibility of families for reduced price school lunches and to qualify employed parents for eligibility for the Wisconsin Shares child care subsidy program.

<u>2007 Federal Poverty Standards</u>	<u>Family Size:</u>			
	<u>2-persons</u>	<u>3-persons</u>	<u>4-persons</u>	<u>1 additional person</u>
Poverty level	\$13,690	\$17,170	\$20,650	+\$3,480
130% of poverty (free lunch standard)	\$17,797	\$22,321	\$26,845	+\$4,524
185% of poverty (reduced price lunch standard; eligible for Shares child care subsidies)	\$25,327	\$31,765	\$38,203	+\$6,438

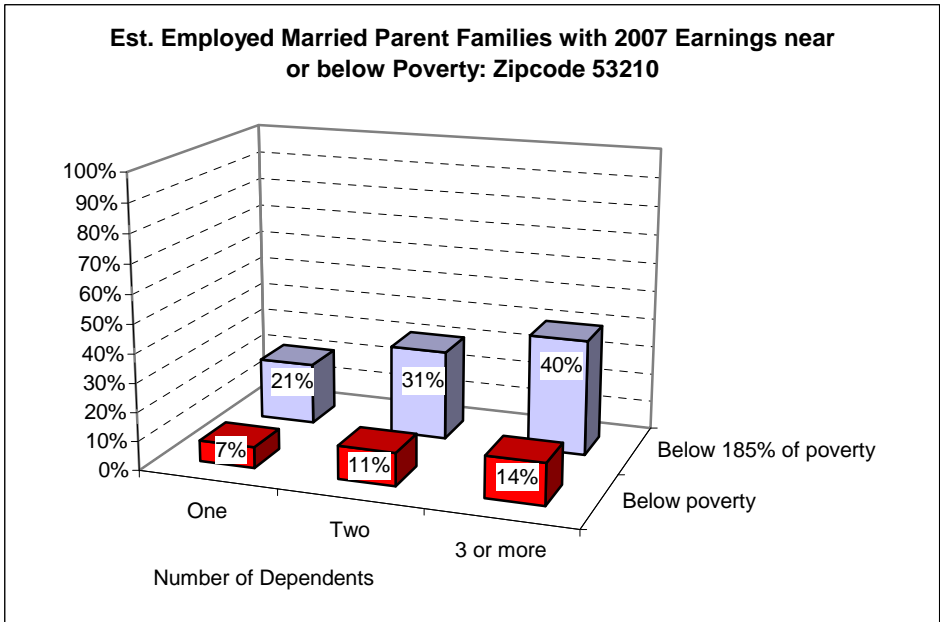
Note: the 2009 federal poverty standards are \$xx for a 2-person family and \$xx for each additional person.

In the City of Milwaukee (as measured by predominantly city zip codes), a majority (62%) of all employed parents with children made below 185% of the poverty level and a third of employed parent filers had earnings below the poverty level in 2007, according to state tax returns. In the inner city poverty rates and near poverty rates among working families are even higher.

- **For single parent families with dependents, in zip code 53210 in 2007 sixty percent of the filers with 3 or more children had income below the poverty level**, and an estimated 42% of single tax filers with one dependent showed adjusted gross income below the poverty level (\$13,690 for two persons).
- When 185% of poverty (the standard for reduced price school meals) is used, **most (84-90%) of single parents with 2 or more children had inadequate income.**

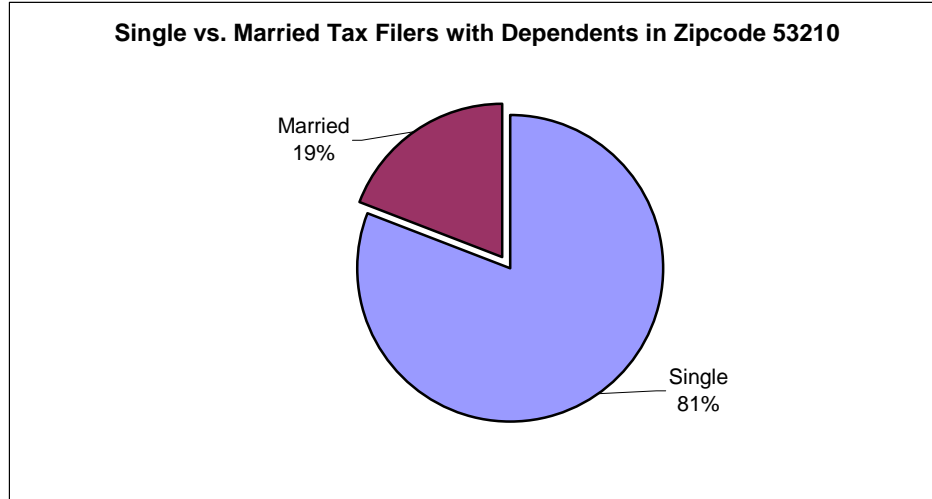


- **Married parent families were far less likely to be living in poverty**, often by combining incomes from two adult workers. Even still, 40% or more of married filers with more than 2 dependents had income below 185% of poverty.

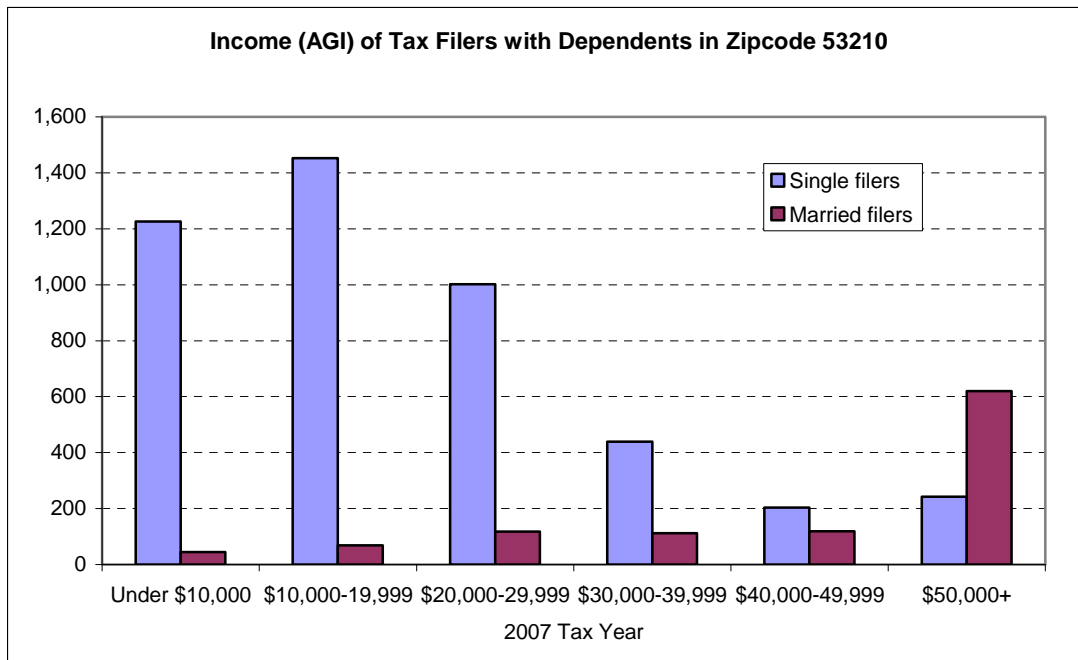


Z

- The Wisconsin Department of Revenue 2007 tax data showed **only 1,083 married tax filers with dependents compared 4,365 single tax filers with dependents** in zip code 53210.



- The challenges of securing and maintaining full-time, year-round employment are particularly difficult for lower-income single parents; **1,226 single parents (with dependents) earned less than \$10,000 in 2007** and another 781 earned less than \$15,000.
- Over half of married filers with dependents earned \$50,000 or more.



Earned Income Tax Credit Helps Families

Federal and state earned income tax credits offer a substantial boost to working families at the lower end of the wage scale. The federal earned income tax credit (EIC) offers a tax benefit to help reduce the payroll and social security tax burdens and to supplement wages for low and moderate income working families and single persons. Wisconsin has been a leader in providing a state credit for families.² For this analysis federal credits were estimated based on Wisconsin usage ratios.

- In zip code 53210, a total of **3,854 families were helped by the EIC**, or 68% of all single and married tax filers with dependents.

Zip Code 53210 Parents Receiving the Earned Income Tax Credit (EIC) in 2007	
Families receiving the EIC	3,854
Average state credit	\$511
Est. average federal credit	\$3,095
Average federal and state credit	\$3,606
% of family tax filers helped	68%

² For those employed family tax filers who claim the credit, Wisconsin adds 4% to the federal credit for families with one qualifying child, 14% to the federal credit for families with two qualifying children, and 43% to the federal credit for families with three or more qualifying children.

*The summary report on **Socio-Economic Analysis of Neighborhood Issues Facing Milwaukee Public Schools Students and Their Families** and analyses of other zip codes are available online at www.eti.uwm.edu.*