

INVESTIGATING SOCIOPOLITICAL COMPLEXITY  
THROUGH THE PRESENTATION OF FOOD:  
AN ANALYSIS OF MIDDLE TO LATE FORMATIVE CERAMICS  
FROM AMALUCAN, PUEBLA, MEXICO

by

Allyse Freeman

A Thesis Submitted in  
Partial Fulfillment of the  
Requirements for the Degree of

Master of Science  
in Anthropology

at

The University of Wisconsin-Milwaukee

May 2014

## ABSTRACT

### INVESTIGATING SOCIOPOLITICAL COMPLEXITY THROUGH THE PRESENTATION OF FOOD: AN ANALYSIS OF MIDDLE TO LATE FORMATIVE CERAMICS FROM AMALUCAN, PUEBLA, MEXICO

by

Allyse Freeman

The University of Wisconsin-Milwaukee, 2014  
Under the Supervision of Professor R. Jason Sherman

This thesis explores the relationship between sociopolitical complexity and ceramics from the site of Amalucan, Puebla, Mexico, with an emphasis on trends during the Middle to Late Formative (800 B.C.-A.D. 200). Ceramics were collected during field investigations in the 1960s by Dr. Melvin Fowler and are currently housed at the University of Wisconsin-Milwaukee. An inventory of the various provisional types of ceramics at Amalucan was compiled, including variability in vessel forms and stratigraphic contexts. This was paramount since it helped situate Amalucan within the larger Puebla-Tlaxcala Valley. Various analyses were conducted, including an evaluation of evidence of food presentation (feasting), determining labor input via the production step measure, and cataloging the motifs that appear on decorated vessels. The resultant data indicate an emphasis on food presentation during the Middle Formative that began to taper by the Late Formative, as well as a higher frequency of decoration and motif variability in the Middle Formative when compared to the Late Formative. Overall, this study suggests that people at Amalucan participated in a pan-Mesoamerican iconographic tradition as well as the larger sociopolitical network of the Central Mexican Highlands,

which changed once major urban centers such as Teotihuacan, Cholula, and Cuicuilco emerged and changed the cultural landscape.

## TABLE OF CONTENTS

### CHAPTER

<b>1. Introduction</b> .....	1
Significance .....	3
Theoretical Framework .....	3
<i>Social Differentiation and Political Control in Pre-state Societies</i> .....	4
<i>Feasting</i> .....	9
<i>Motifs</i> .....	13
Expected Results .....	16
Thesis Organization .....	17
<b>2. Background</b> .....	19
Environmental Setting .....	19
Regional Archaeological Work: Past and Present .....	20
Culture History of the Puebla-Tlaxcala Valley .....	22
<i>Tzompantepec Phase (1600-1200 B.C., Early Formative)</i> .....	23
<i>Tlatempa Phase (1200-800 B.C., later Early to Middle Formative)</i> .....	24
<i>Texoloc Phase (800-400/300 B.C., Middle to Late Formative)</i> .....	25
<i>Tezoquipan Phase (350 B.C. - A.D. 100, Late Formative to Terminal Formative)</i> .....	27
Amalucan Site Layout .....	29
Field Research at Amalucan .....	31

Stratigraphic Contexts .....	38
Earlier Studies Related to the UWM Collection .....	42
Problems with the UWM Collection .....	44
<b>3. Methods</b> .....	<b>47</b>
Organization of Collection .....	47
Data Collection - Coding Scheme .....	49
Production Step Measure .....	51
Evidence of Feasting .....	55
Style and Motifs .....	58
<b>4. Analysis and Results</b> .....	<b>61</b>
Collection Inventory and Description of Analytical Types .....	61
<i>Buff</i> .....	61
<i>Black/Brown Buff</i> .....	63
<i>Brown Buff</i> .....	64
<i>White Buff</i> .....	66
<i>Buff Brown and White</i> .....	67
<i>Gloss Black</i> .....	68
<i>Modeled Gloss Black</i> .....	70
<i>Matte Black</i> .....	71
<i>Gloss Brown</i> .....	72
<i>Gloss Red Brown</i> .....	74

<i>Gloss Buff</i> .....	75
<i>Gloss Orange Red</i> .....	76
<i>Red</i> .....	77
<i>Orange</i> .....	79
<i>Orange-Red Buff</i> .....	81
<i>Orange Red</i> .....	82
<i>Red on White</i> .....	83
<i>Fine Gray</i> .....	85
<i>Type Frequencies Through Time</i> .....	86
Feasting Data at Amalucan .....	88
<i>Area A</i> .....	88
<i>Area B</i> .....	90
<i>Area C</i> .....	92
<i>Area D</i> .....	94
<i>All Areas</i> .....	96
Production Step Measure .....	98
Ceramic Motifs .....	106
<i>Motif Frequencies</i> .....	106
<i>Area A Decoration</i> .....	108
<i>Area B Decoration</i> .....	109
<i>Area C Decoration</i> .....	110
<i>Area D Decoration</i> .....	111
<i>Motifs in a Broader Perspective</i> .....	112

<b>5. Discussion and Conclusions</b> .....	117
Research Goals .....	117
Inventory of Ceramics .....	117
Sociopolitical Complexity in a Broader Perspective .....	118
Future Research .....	122
<b>References Cited</b> .....	125
<b>Appendix A</b> .....	146
<b>Appendix B</b> .....	152
<b>Appendix C</b> .....	159
<b>Appendix D</b> .....	175

## LIST OF FIGURES

2.1	Map of Central Mexico, indicating Amalucan’s location among other major sites (Fowler 1987:53) .....	21												
2.2	Map of Amalucan with Cerro Amalucan in the upper left and the water management system in the center (Fowler 1968:211) .....	29												
2.3	Diagram of the water management system at Amalucan. B, E, F, G are excavation locations (Fowler 1987:63) .....	31												
2.4	Maps of the three mound groups at Amalucan (Krieger and Sanders 1951) ...	32												
2.5	Aerial photograph of the archaeological zone at Amalucan (taken from Amalucan boxes housed at UW-Milwaukee) .....	34												
2.6	Map of all archaeological sites surveyed for the 1975 Puebla Preclassic Project. The dashed lines represent limits of the survey. (Fowler et al. 1980:10) .....	35												
2.7	Map of the Puebla Valley, the locations of the major archaeological zones for the Puebla Preclassic Project (A-J), and the locations of modern drainage patterns, highways, and railroads. (Fowler et al. 1980:4) .....	36												
	<table style="width: 100%; border: none;"> <tr> <td style="width: 33%;">A. Manzanilla</td> <td style="width: 33%;">E. San Mateo</td> <td style="width: 33%;">I. Xocotzingo</td> </tr> <tr> <td>B. Amalucan</td> <td>F. Cubilete</td> <td>J. La Virgencita</td> </tr> <tr> <td>C. Amaluquillo</td> <td>G. Las Vegas</td> <td></td> </tr> <tr> <td>D. Chachapa</td> <td>H. Nogal</td> <td></td> </tr> </table>	A. Manzanilla	E. San Mateo	I. Xocotzingo	B. Amalucan	F. Cubilete	J. La Virgencita	C. Amaluquillo	G. Las Vegas		D. Chachapa	H. Nogal		
A. Manzanilla	E. San Mateo	I. Xocotzingo												
B. Amalucan	F. Cubilete	J. La Virgencita												
C. Amaluquillo	G. Las Vegas													
D. Chachapa	H. Nogal													
2.8	Map of the water management system at Amalucan indicating the excavation areas (A, B, C, D, E, F, and G) (Fowler 1987:54) .....	39												
2.9	Descriptions of stratigraphic levels at Amalucan. Redrawn from Cone n.d. ....	41												

4.1	Vessel form percentages for Buff .....	62
4.2	Vessel form percentages for Black/Brown Buff .....	63
4.3	Vessel form percentages for Brown Buff .....	65
4.4	Vessel form percentages for White Buff .....	66
4.5	Vessel form percentages for Buff Brown and White .....	68
4.6	Vessel form percentages for Gloss Black .....	69
4.7	Vessel form percentages for Modeled Gloss Black .....	70
4.8	Vessel form percentages for Matte Black .....	72
4.9	Vessel form percentages for Gloss Brown .....	73
4.10	Vessel form percentages for Gloss Red Brown .....	74
4.11	Vessel form percentages for Gloss Buff .....	75
4.12	Vessel form percentages for Gloss Orange Red .....	77
4.13	Vessel form percentages for Red .....	78
4.14	Vessel form percentages for Orange .....	80
4.15	Vessel form percentages for Orange-Red Buff .....	81
4.16	Vessel form percentages for Orange Red .....	82
4.17	Vessel form percentages for Red on White .....	84
4.18	Vessel form percentages for Fine Gray .....	85
5.1	Satellite image of Amalucan as seen today (maps.google.com).  Red lines indicate the archaeological zone and features of the site (e.g., mounds and the water management system)  (Compiled image courtesy of Dr. John Richards) .....	122

## LIST OF TABLES

4.1	Temporal trends in type frequencies .....	87
4.2	Data on food presentation, Area A	
	Comparison of serving to non-serving vessels over time	
	*Motif category frequencies (see Appendix B for descriptions) .....	89
4.3	Data on food presentation, Area B	
	Comparison of serving to non-serving vessels over time	
	*Motif category frequencies (see Appendix B for descriptions) .....	91
4.4	Data on food presentation, Area C	
	Comparison of serving to non-serving vessels over time	
	*Motif category frequencies (see Appendix B for descriptions) .....	93
4.5	Data on food presentation, Area D	
	Comparison of serving to non-serving vessels over time	
	*Motif category frequencies (see Appendix B for descriptions) .....	95
4.6	Data on food presentation, all Areas	
	Comparison of serving to non-serving vessels over time	
	*Motif category frequencies (see Appendix B for descriptions) .....	97
4.7	Chi-squared test for food presentation data .....	98
4.8	Production step measure averages for all types in Area A .....	101
4.9	Production step measure averages for all types in Area B .....	102
4.10	Production step measure averages for all types in Area C .....	103
4.11	Production step measure averages for all types in Area D .....	104
4.12	Production step measure averages for all types in all Areas .....	105

4.13	Temporal frequencies of decoration for all types .....	107
4.14	Motif count by time period .....	114
4.15	Chi-squared test for decoration patterns from the Middle to Late Formative .....	116

## ACKNOWLEDGEMENTS

Firstly, I would like to express my deep gratitude to my advisor, Dr. R. Jason Sherman for all the guidance he has given me these past three years while in graduate school. His reassurance that I would succeed was truly helpful during those particularly stressful moments. I would also like to thank Dr. Laura Villamil and Dr. John Richards for their helpful comments during my thesis defense and edits on my thesis draft. Their suggestions helped challenge me to create a more rigorous final draft. While she was not on my thesis committee, Dawn Scher Thomae of the Milwaukee Public Museum and Museum Studies Program at UWM has also given me invaluable training and advice throughout graduate school. Her teachings have truly inspired me to become a better person and a passionate advocate for museums.

I am also deeply indebted to all my friends and family for their continued effort in assisting me throughout my entire academic career. Special thanks go to my mother Judy and stepfather Scott for giving unfathomable support and always believing in me. Without question, they have been there when needed most and have imparted in me a vigorous work ethic. I would also like to express my gratitude to my Illinois friends Kyle, Katie P., Chanh, Katie S., Josh, Bryce, Pat, and Kate, as well as my graduate school friends Amanda B., Lisa, Barbara, Jackie, Katy, Devyn, Audree, Jill, Alex, Amanda F., and Brett. Without any them, I would not have been able to write the following thesis and would surely have fallen off the proverbial “deep-end”.

## CHAPTER 1

### *Introduction*

One of the major themes of Mesoamerican archaeology has been the nature of socio-political complexity and, more specifically, social differentiation in pre-Hispanic societies. This interest in social differentiation has led archaeologists to investigate different aspects of ranking and class, trade, and settlement hierarchies. One of the best types of artifacts to examine these questions is ceramics. Given their durability and ubiquity, as well as their functional importance for Mesoamerican peoples, ceramics are an ideal class of material culture via which to analyze social, economic, and political complexity. In this thesis, I will address topics such as these using ceramics collected from the Formative site of Amalucan in Puebla, Mexico.

The aims of this thesis are threefold. The first is simply to examine the Amalucan ceramic collection housed at the University of Wisconsin-Milwaukee (UWM) and demonstrate that it is useful for scientific inquiry. This collection has been in storage for decades but is still viable as a basis for archaeological research. Data from analysis of these ceramics have not been compiled into one volume, but rather have been mentioned in passing by researchers who have focused on the extensive water management system at Amalucan. Therefore, it is a fruitful avenue of research to examine the collection as a whole and to assess what it can reveal about Formative sites in the Puebla-Tlaxcala Valley or, even more broadly, the central Mexican Highlands.

The second purpose of this thesis is to evaluate whether sociopolitical complexity and social differentiation are reflected in the ceramics from Amalucan. In order to

accomplish this, the ceramic collection was analyzed in three different ways. First, I determined what types of vessels were used at the site, paying particular attention to serving vessels. Serving bowls and dishes may be indicative of feasting, a politically useful practice and marker of complexity. The next aspect to be examined is how much time was invested in manufacturing each type of vessel. Using the production step measure from Feinman et al. (1981), this can be utilized to determine the index of labor input for ceramics associated with different social groups. Vessels with higher costs of production were more likely to have been used by elites or for elite activities (Feinman et al. 1981; Turkon 2004; Upham et al. 1981). The last analysis relating to socio-economic complexity that I will undertake was a comparison of decorative motifs on the vessels. This can reveal how people at Amalucan incorporated and adapted different motifs from the pan-Mesoamerican tradition. Motifs apparent in the Amalucan collection will be compared to other designs from the Tlaxcala Valley, the Basin of Mexico, the Tehuacan Valley, and the Valley of Oaxaca. Similar designs may indicate (or reflect) the sharing of ideas and iconography via trade routes within and between these valleys. The use of different motifs involved participation in a macro-regional network of interaction that affected the social landscape at various scales.

The third, and broadest, goal of this thesis is to place Amalucan within a larger context, specifically focusing on the Tlaxcala and Tehuacan Valleys. I will examine the economic and cultural links between the site and these neighboring regions, and how these regions were interconnected through trade and the movement of ideas. This relates back to the previous research goals in that, it is imperative to examine the ceramics in the Amalucan collection closely in order to assess how they are related to ceramics from

other Formative sites.

### **Significance**

The Puebla-Tlaxcala Valley has received less attention from archaeologists than have other neighboring regions, such as the Basin of Mexico. Thus, this thesis will contribute to inter-site and inter-regional comparison. Current research being done in the Puebla-Tlaxcala Valley, and the central Highlands as a whole, is very site-specific, which tends to hinder comparisons because of differences in the language and temporal phases used by different researchers (Plunket and Uruñuela 2011). Therefore, in this thesis I use terminology that will facilitate broader understanding across regions.

This thesis also includes a series of vessel profiles and color photographs to ensure ease in future research and comparison. Much of the literature pertaining to ceramics does not include color photographs, leading to difficulties in interpretation. I also include a full catalog of design motifs apparent in the Amalucan collection. Many analyses only include the “ideal” type of motif and leave out variants (Carballo 2011; Stark 2007). Providing a full picture of ceramic motifs at Amalucan that can be compared to those found elsewhere allows for a better understanding of how people at different sites incorporated motifs and the extent to which common motifs were modified from place to place.

### **Theoretical Framework**

Before discussing background information for Amalucan, the methods I employed to answer my research questions, or even the answers themselves, it is first necessary to

examine the theoretical framework that has guided my research. The theoretical discussion that follows is meant to assist the reader in understanding why I chose my particular research questions, and why they are viable approaches to studying the Amalucan collection.

*Social Differentiation and Political Control in Pre-state Societies*

Population size and social complexity increased throughout much of Mesoamerica during the Formative Period. Social hierarchies and eventually an elite/non-elite dichotomy emerged in central Mexico during the Middle and Late Formative, when this region was on the verge of urbanization. The evolution of complex societies is driven by population growth, advancement and intensification of technology, trade and exchange, and warfare (Earle 1990; Castanzo 2002). Such processes often require group action and sometimes create opportunities for leaders to emerge and take control, thus forming an elite class (Earle 1990:76). The manipulation of ceremonialism and ideology are also important factors when looking at different strategies used to gain and maintain sociopolitical control.

It is useful to examine these strategies through the lens of political economy. Defined as “an analysis of social relations based on unequal access to wealth and power” (Roseberry 1989:44), a political economy perspective also stipulates that there are many strategies that elites or emerging elites may use in order to increase their power, including the creation, manipulation, and expropriation of resources (Hirth 1996; Nichols et al. 2006). In contrast to a simple evolutionary-stage or “static societal types” model, a political economy model elucidates the fact that numerous social, economic, political,

and ideological factors are at play and, in effect, act simultaneously (Blanton et al. 1996:1; Hirth 1996). This is one way to explain how some groups of people (i.e., emerging elites) were able to rise above others in nascent sociopolitical hierarchies.

One means of increasing your control over others is personal aggrandizement (Clark and Blake 1994:17). Clark and Blake (1994:17-18) have posited that specific actors are sometimes able to manipulate the system for personal advantage and thereby gain more sociopolitical influence within their societies. Their general argument stems from their research on societies in the Mazatan region (Chiapas, Mexico) during the Barra and Locona phases of the Early Formative. Essentially, they argue that aggrandizers adopted foreign ceramic technology from Central or South America for personal gain and used ceramic vessels for display during competitive feasts (Clark and Blake 1994:25). Styles were locally manipulated so they would be meaningful in the Mazatan region and could be used to impress others in social displays (Clark and Blake 1994:26). Eventually, during the Locona phase ceramic assemblages became more diversified and included utilitarian types, making pottery more standard in society and less of a prestige item (Clark and Blake 1994:27).

While personal aggrandizement might be difficult to infer archaeologically, agency must be accounted for in order to properly address how certain groups were able to attain higher socio-economic power while others were not. As these pre-state societies were on the verge of becoming states, certain individuals were able to capitalize on this increasing complexity and competition to gain more power and influence. At the same time, it is important to remember that individuals operate within an institutional structure that allows them to exercise their agency but at the same time constrains them (Blanton et al.

1996; Clark and Blake 1994:18; Spencer 1993). They are dynamic actors embedded within a structure; they are limited and must work within their own social and cultural boundaries, creating feedback loops between structure and agency (Clark and Blake 1994:27; Lesure 2004:88). As a result, they are able to work within this system and use aspects of it as resources to achieve higher status via manipulation. This is not to say these individuals are omniscient, but they do understand how the system works and are able to use it to their advantage.

Individuals must not be completely overlooked when we are examining the archaeological record. Using ideas borrowed from practice theory, archaeologists must remember past individuals and the personal goals they might have had (Castanzo 2002:19). While it may be difficult to pick out individual action in the archaeological record, it is still necessary to remember that individual people played active roles in political discourse throughout the past.

Leadership is also quite fragile due to the nature of prestige and can break down at any given point if followers deem the leader unworthy (Spencer 1993). Such systems are not based on institutionalized legitimacy, which is characteristic of states (Spencer 1993). However, as demonstrated by Clark and Blake (1994), in some pre-state societies, authority may become institutionalized. Administration in pre-state (or ranked) societies is not internally specialized (Redmond and Spencer 2012; Wright 1977). While ranked societies are ruled by a centralized leadership, they do not have a government that can intervene directly into any situation like a state can (Redmond and Spencer 2012). As social hierarchies become more extreme and institutionalized, this became visible in the artifact assemblages left in the archaeological record (Redmond and Spencer 2012).

Pre-state complex societies often are also characterized by factional competition (Brumfiel and Fox 1994). This competition reflects greater social complexity as more people become involved in competitive action (Rosenswig 2000). Social interaction is important for faction-building as well as competition since individuals or groups vying for power must prove their capabilities over others (Clark and Blake 1994:18-19). The fight for public recognition is central to this competition as well as for faction building because without support, individuals and groups cannot obtain additional resources to bolster their power. It has been argued that all social systems have some form of hierarchy, even societies that might be labeled egalitarian, in which age, gender, and aptitude can play important roles (Cohen 1974:78). These hierarchies allow for competition to flourish, especially in societies that have a latitudinal structure, allowing for a wide range of maneuverability for the acquisition of power and prestige (Clark and Blake 1994:18). Feasting is a particularly good example of the display of social hierarchy in a public forum, as it demonstrates the economic and political abilities of the host or hosts (Potter 2000:472). The relationship between political power and feasting will be addressed in more detail later in this chapter.

Another archaeological example that demonstrates the ability of one group to attain a higher status than others involves the Purron Dam complex in the Tehuacan Valley. Fieldwork conducted there has produced significant data on the establishment of early pre-state leadership. Around the same time as the construction of the water management system at Amalucan, small villages in the Tehuacan Valley constructed a large dam, now known as the Purron Dam (Woodbury and Neely 1972). It appears that during the occupation of this site, one set of households achieved leadership positions (Spencer

1979; 1993). Spencer (1993:51) argued that these two houses with stone foundations represented a small faction of nascent elites who were able to control the dam construction for political gains. Evidence that these people enjoyed higher status included a higher frequency of bowls (relative to jars) --indicative of feasting activities and higher status (Drennan 1976:77) -- as well as ceremonial objects, such as incense burners and obsidian for blood-letting (Spencer 1979, 1993:49-50). As time went on, this achieved leadership evolved into a more formalized centralized authority, and elites were able to control access to water at the dam via two higher status household complexes near the dam's reservoirs (Spencer 1993:53-55).

Spencer (1993:58) also stressed that during the period when the Purron Dam was constructed, agriculture was a risky undertaking, which meant success was based on the ability of the group to cooperate. Thus, the emergent elites were able to demonstrate their power in the management of the construction of the dam and its subsequent success (Spencer 1993:58). As a result, these leaders gained more and more followers, which led to the institutionalization of pre-state government and differential status.

In order for the political economy model to be a fruitful theoretical foundation, it must be applicable to the study at hand. One way this model can be used is in an analysis of the construction of the water management system at Amalucan. With the creation of this large system, some form of bureaucracy would be necessary to organize such an endeavor, both in terms of maintenance and use. It has been noted in various cases that higher-status groups assist in the oversight of community projects such as the construction of large irrigation systems (Castanzo 2002:18; Nichols et al. 2006; Redman 1978:221-223). While this idea is reminiscent of Wittfogel's dated hydraulic theory

(discussed in Chapter 2), my argument is different in that it incorporates additional factors, such as trade and competition, and not just irrigation as the impetus for increased social complexity. Elites also have the ability to oversee the exchange and distribution of raw materials, heightening their power while at the same time ensuring the success of the group at large (Castanzo 2002:17-18). Similar to the Purron Dam, the water management system at Amalucan represented an opportunity for specific individuals or groups to obtain higher influence within their society.

### *Feasting*

One way to infer competition and the emergence of social differentiation in pre-state societies is to analyze evidence of feasting. Research dealing with feasts is crucial for understanding “the development of incipient forms of complexity and inequality in human societies” (Potter 2000:471; see also Bray 2003; Clark and Blake 1994; Dietler 1990, 1996; Friedman and Rowlands 1978; Hayden 1990,1995; Hayden and Garrett 1990).

Food can represent power, and through the presentation and consumption of food, that power may be displayed to other social groups. Through the use of food, individuals or groups are able to negotiate social positions, and specific foods become status markers (Dietler 1996:98; Turkon 2004:227). Feasting is another social activity that may be used to manipulate and control within a political economic sphere, similar to the control of irrigation or external trade (Dietler 1996:88). Feasts are not everyday situations, but rather events that are highly symbolic of the social relations between individuals and groups (Dietler 1996:89; Dietler and Hayden 2001:9). Because feasts involve ritualized

behavior, it is also possible for certain groups to elevate themselves above others and manipulate the nature of feasts and ceremonies (Dietler 1996:89; Dietler and Hayden 2001:9).

There is also the potential for feasts to simultaneously integrate and differentiate societies (Blitz 1992; Dietler 1996; Potter 2000; Rosenswig 2007). In order to properly serve a large group of people, there must be a lot of preparation, including the acquisition of ingredients, cooking, and presenting. Cooperation among multiple groups is necessary to host a large feast (Potter 2000:472). Therefore, hosts must be able to demonstrate that they have control over the labor of others, highlighting their leadership qualities and ability to mobilize resources (Hayden 1996; Johnson and Earle 1987; Potter 2000:472). In effect, the cooperative nature of feasts serves to integrate people, while at the same time unequal access to the resources necessary to host feasts differentiates people based on status and prestige.

However, feasting does not solely separate groups from one another. Social relations are established and maintained via the distribution of food and drink, or what Dietler (1996:91) calls “commensal hospitality.” While sharing a meal promotes social comparison (Potter 2000:473), it can also reaffirm social unity (Blitz 1992:93). Not all feasts are created equal, and they represent the two sides of communal behaviors, differentiation and integration (Hayden 1995; Johnson and Earle 1987; Potter 1997, 2000).

Feasts can serve different functions depending on how they are used in a particular society. For example, Dietler (1996) defines three kinds of feast, each with different sociopolitical aims. One type of feast -- the most relevant to this thesis -- is the

entrepreneurial feast. These events involve fighting for “symbolic capital,” or informal political power, which gives the host an economic advantage (Bourdieu 1977; Dietler 1996:92). This informal power, or the ability to influence individuals and groups within a society, is based on the host’s display of hospitality (Dietler 1996:92). Hosting feasts can also be an excellent means of gaining prestige and asserting one’s dominance and leadership (Dietler 1996:92; Hayden 1995).

A second type of feast, the patron-role feast, is more formal and recapitulates or legitimizes “institutional relations of unequal social power” (Dietler 1996:96-97). In such cases, chief-like leaders are expected or even obligated to be generous. The goal of this kind of feast is to *maintain* power rather than to achieve it (as in the case of entrepreneurial feasts).

The last type of feast described by Dietler is the diacritical feast. Similar to patron-role feasts, diacritical feasts are intended to help maintain a host’s power, however, they do so primarily by naturalizing the current social order (Dietler 1996:98). These feasts are more statements of exclusivity and unequal access to food and even ceramic vessels (Dietler 1996). Rather than the quantity of food being most important, style and representations of elite (as opposed to non-elite) lifestyles are emphasized (Dietler 1996).

Potter (2000) outlines three possible foci for the investigation of feasts. He argues that we may assess how politically charged feasts were by measuring the scale of participation and the resources needed for them; how often feasts occurred and what their ritual structure was; and lastly, the actual types of food used in different feasts (Potter 2000:472-474).

Research on feasting can be particularly fruitful because feasting may be highly

visible in the archaeological record. Complexity of the presentation and consumption of food is often reflected in the range of vessels used (Dietler 1996:89; Turkon 2004:225). Furthermore, vessel size can relay important information regarding social activities (Potter 2000; Rosenswig 2007). Ethnoarchaeological studies suggest that vessels with larger volumes indicate larger volumes of food prepared and served, which may in turn be indicative of feasting (Blitz 1992:84-85; Rosenswig 2007:6). In addition, elites who hosted feasts would have required “fancier” vessels for serving, since they would also have been concerned with demonstrating their status through the visual presentation of food (Rosenswig 2007:6; Turkon 2004:228). Such vessels should be spatially differentiated in the archaeological record -- that is, they should be concentrated in special communal facilities or in more elite sectors of a site (Blitz 1992; Rosenswig 2007). By focusing on feasting, archaeologists can analyze not simply what food was eaten, but how food was used as an important element in the struggle for political power (Dietler 1996:88).

Rather than just focusing on elite trade goods (e.g., jade, obsidian, magnetite mirrors), the analysis of food-related items (i.e., serving and preparation vessels) can shed light on how status was differentiated in everyday contexts (Turkon 2004:227) and help archaeologists distinguish elite and non-elite activities. Generally, elite households should contain more serving vessels and fewer utilitarian vessels used for mundane tasks (Drennan 1976:77; Turkon 2004:227). The presence or absence of particular types of food-related artifacts can allow archaeologists to infer some of the strategies that were used to “shape, exhibit, and reinforce status differences” (Turkon 2006:226).

### *Motifs*

Increasing social complexity and the rise of elites and institutionalized inequality during the Formative period was accompanied by extensive trade and exchange throughout Mesoamerica (see further discussion in Chapter 2). Trade enabled emerging elites to obtain and restrict access to non-local objects that they could use to display their higher status. Some of these objects included greenstone, obsidian, pottery, shell, and magnetite mirrors (Carballo 2011; Flannery 1976; Hirth 1984; Marcus 2007). Along with these high-status items, art styles and motifs were also exchanged (Carballo 2011:2; Marcus 2007). The Early Horizon style, which became widespread during the Early Formative period (1500-900 B.C.), was characterized by motifs that included “incised and excised depictions of animals or supernatural forces” (Carballo 2011:2). Evidence suggests that this style was the result of “chiefly” display and that it became a symbol of elite status (Carballo 2011; Flannery and Marcus 2000; Lesure 2004; Marcus 2007; Niederberger 2000).

By the Middle Formative (900-500 B.C.), the Early Horizon style became less widespread and there were shifts in style and iconography. While Middle Formative motifs were likely influenced by and grew out of those of the Early Formative, they became much more abstract (Carballo 2011:3; Grove and Gillespie 1992; Lesure 2004:77). However, many of the decorations found across Mesoamerica during the Middle Formative were similar, the most dominant motif being the “double-line break” (Carballo 2011:3; Coe 1961; Grove and Gillespie 1992; Lesure 2004; Plog 1976). By the Middle Formative, ceramics were no longer considered an “elite-only” item, and Early Formative motifs “escaped” into wider circulation (Carballo 2011:3; Grove and Gillespie

1992; Stark 2007:55). Higher-status motifs were now expressed through different media, including greenstone and monumental sculpture (Carballo 2011:3; Grove and Gillespie 1992; Lesure 2004).

In order to discuss art styles and motifs from a theoretical perspective, it is necessary to first define what is meant by the word “style.” As Hegmon (1992:517) suggests, style may be thought of as “a way of doing something” that “involves a choice among various alternatives.” As such, style is a form of communication that can be either conscious or unconscious, and it may play an active and/or passive role in society (Lesure 2005:241; Sackett 1990; Wiessner 1990; Wobst 1999).

Various kinds of style have been defined by archaeologists, but perhaps the three most discussed types are isochrestic, symbolic, and iconological variation (Hegmon 1992:522; Plog 1990:62). Isochrestic variation involves choices that are learned by an artisan through enculturation (Carballo 2011; Plog 1990:62; Sackett 1990:33). These are styles that are acquired through imitation and rote learning and, as a result, tend to take a more passive role in conveying information (Plog 1990:62). Symbolic variation, on the other hand, embodies an active role and transmits information about personal and social identity via stylistic and social comparison (Carballo 2011:6; Hegmon 1992:523; Wiessner 1985). A focus on symbolic variation stresses similarities and differences in the way people make and decorate their artifacts (Plog 1990:62). Thus, social groups may imitate, ignore, or differentiate themselves from other groups via symbolic variation (Plog 1990:62). Lastly, iconological variation is a more specific version of symbolic variation. It operates similarly to symbolic variation, in that the information transmitted is aimed at a specific target population (Carballo 2011:6; Plog 1990:62).

Style is an important variable to consider when discussing status and elite competition, because it can function as an additional avenue by which to establish power and control. Iconography and motifs can be used to distinguish the ruling elite from the rest of society and to signify them as people of higher status (Earle 1990:76). They can be used to legitimize and naturalize systems of inequality and to give more control to rising elites (Earle 1990:73). Styles can be used to interpret, manipulate, and transform our world, making them a powerful medium for social display (Hegmon 1992:528; Lesure 2004). As a materialization of ideology, styles convey information to individuals and groups and because of this, they can be manipulated to serve those seeking power and economic control (Earle 1990:76; Hegmon 1992; Lesure 2005).

Rather than focusing on the actual meaning of styles -- which might be hard to decipher -- it is beneficial to analyze the context(s) in which they were used and the specific material forms that bear various decorative elements (Earle 1990:74). Furthermore, archaeologists should be able to gain an understanding of the formal and functional properties of past ideological systems by studying how styles are presented and distributed (Earle 1990:74).

Visibility is an important factor to consider since the more visible a style is, the more it can delineate group and/or ethnic boundaries (Hegmon 1992:521). Visible stylistic attributes have greater potential to play a more active role within society, while attributes that are less visible may be considered more passive (Carballo 2011:7; Carr 2005; O'Shea and Milner 2002; Parkinson 2006). It is also useful to consider visibility when analyzing specific contexts and use of styles/motifs. For example, serving and drinking vessels -- objects that are displayed in large social situations -- are more visible

within a community than are cooking or storage vessels (Carballo 2011:7). However, while visibility is an important factor to consider, it is certainly not the only one. Depending on the context, subtle variation in style may convey more information about social relations than how visible stylistic attributes are (Hegmon 1992:520).

This thesis will discuss the ways in which motifs were used on ceramic vessels at Amalucan. It is interesting to examine how widespread styles were utilized at a non-regional center, and what local innovations or variations may have developed as compared to other regions, such as the Tehuacan and Oaxaca Valleys. Amalucan was located in an area that had a lot of “through traffic” as individuals were constantly moving between regions in Highland Mexico. Therefore, it was at a perfect crossroads for the incorporation of a wide range of motifs.

### **Expected Results**

Now that I have explained my research goals and the theoretical underpinnings, I will discuss the patterns I expect to see in my dataset.

In terms of my feasting analysis, I expect to see a higher level of serving type related to the emergence of competing elites during the Middle Formative. This was a time when groups were vying for power, so through the use of public feasts, these groups (or individuals) could gain more prestige and, thus, more power. An emphasis on the presentation of food, rather than its storage/preparation, may be indicative of elite activity.

I also expect to see the use of pan-Mesoamerican motifs as an attempt to participate in larger regional networks. This includes borrowing motifs from neighboring regions as

well as local manipulation of designs. As with feasting, the use of motifs relates back to an increase in competition and the need for visual display of these intricate designs. I would also expect to see a higher proportion of decorated serving vessels where feasting may have occurred.

Lastly, in concordance with what was previously stated, I would also expect to see differences in the amount of labor invested in the production of different types of vessels—specifically more labor involved in manufacturing “fancy” serving types. Because these vessels were used in public events, more time would have been necessary to produce them as opposed to vessels used for more utilitarian purposes.

### **Thesis Organization**

Chapter 2 discusses the background of Amalucan -- including excavation history and results -- as well as the culture history of the Central Highlands as a whole. Furthermore, I also provide a basic description of the common ceramic types and vessel forms during each temporal phase. This was done in order to juxtapose what we know about Amalucan with what occurred elsewhere in the region and to provide a general context for the study. The time periods I use are based on current research being conducted in the Tlaxcala Valley (Lesure et al. 2006). This was done in order to keep terminology similar to other areas.

Chapter 3 explains the methods I utilized in this study and why. The three analyses done include determining the extent of food presentation (i.e., feasts), how motifs functioned at Amalucan compared to other locations, and finally, the production step measure to approximate labor input. I also provide an explanation for the use of

provisional types and why the ceramic groupings utilized in this thesis are valid.

Chapter 4 provides the results of my analyses. Results were organized according to the excavation areas at Amaluca (further explained in Chapter 2) and stratigraphic levels to determine if there was change over time, specifically from the Middle to Late Formative.

Lastly, Chapter 5 focuses on the overarching patterns found at Amaluca and how they compare to is found in the Central Highlands as a whole. I also discuss possible future research and how it could provide additional information on Amaluca and how this site was situated in the overall regional network.

## Chapter 2

### Background

#### Environmental Setting

The site of Amalucan is located east of the city of Puebla in the center of the Valley of Puebla (Figure 2.1). The area around Amalucan is also known as the Meseta Poblana and is part of the larger Puebla-Tlaxcala Basin, which is located in the eastern Central Highlands of Mexico (Castanzo 2002:64; Precourt 1983:7). Confined by the city limits of Puebla to the west, the Puebla Valley is framed by La Malinche (an inactive volcano) on the north and a ridge of lower hills known as Serrijon de Amozoc to the south (Evans and Webster 2001:19; Fowler et al. 1980). The eastern boundary is less distinct but coincides with a rise in elevation toward Amozoc de Mota (Precourt 1983:8). The Sierra Nevada



**Figure 2.1** - Map of Central Mexico, indicating Amalucan's location among other major sites (Fowler 1987:53)

and the two volcanoes Popocatepetl and Itzacihuatl separate the Puebla-Tlaxcala Valley from the Basin of Mexico to the west (Evans and Webster 2001:611).

Once covered by lakes in the Pleistocene epoch, the valley is a fossil basin primarily comprised of colluvial and lacustrine sediments (Evans and Webster 2001:19; Werner et al. 1978). The climate in the area surrounding Amalucan is mild temperate with dry winters and a summer rainy season, usually lasting from May to September (Fowler 1987:53; Fowler et al. 1980:7).

The landscape has been greatly impacted by human settlement, especially in the modern era. Large populations living in the area have exploited it for wood and agricultural purposes, which has left the microclimate significantly altered (Fowler et al. 1980:7). Today, surface water is not prevalent, and rapid runoff occurs through the deep barrancas cut into the landscape (Fowler 1987:54). As a result of deforestation and increased runoffs, the water supply for the Puebla area is much scarcer than in the past. In pre-Hispanic times, streams flowing down from La Malinche and natural springs were available throughout the year (Fowler 1987:54).

### **Regional Archaeological Work: Past and Present**

Archaeological investigation in the Puebla-Tlaxcala Valley has been relatively scant compared to that conducted in other regions, particularly the Basin of Mexico. As a result, there are fewer academic publications stemming from research done in this area, which has hindered a deeper theoretical understanding of the Puebla-Tlaxcala Valley (Plunket and Uruñuela 2005, 2011). The investigations that have been undertaken have, to a large extent, been driven by the need for salvage work due to large construction

projects, including airports, highways, and housing projects (Plunket and Uruñuela 2005:91, 2011:3). Sites (including Amalucan) are disappearing due to urban expansion, which leaves archaeologists little time for academic research. Publications based on salvage work have also been inadequate. Most work remains unpublished; the data that do exist can be obtained either from two theses (Maldonado 1997; Medina 2001) or from government reports (Sheehy 1994; Sheehy et al. 1995; 1996).

Many of the projects undertaken in the 1960s and 1970s were not successful in building chronological frameworks or coherent ceramic sequences, nor did they include comprehensive settlement pattern analysis (Plunket and Uruñuela 2005:91). Because of this and the ongoing destruction of the archaeological record due to modern settlement/urban expansion, it is now difficult to obtain the kinds of information needed to have broader theoretical discussions about pre-Hispanic Puebla-Tlaxcala. Prior to recent research, the most detailed and complete analysis of the Puebla-Tlaxcala Valley was the Proyecto Arqueológico del Norte de Tlaxcala (PANT) directed by Angel García Cook (García Cook 1981; García Cook and Marino Carrión 1988, 1989). Richard MacNeish's work during the Tehuacan Archaeological-Botanical Project also yielded data relevant to our understanding of the Puebla-Tlaxcala region from the Archaic period through the Postclassic (Johnson 1972; MacNeish 1970).

More recent investigations in the Puebla-Tlaxcala Valley have been undertaken by the Acatizingo-Tepeaca Project (Castanzo 2002) and the Apizaco Formative Project led by Richard Lesure (Carballo 2011; Lesure et al. 2006), among others (e.g., Carballo 2009; Carballo and Pluckhahn 2007; Castanzo 2009; Castanzo and Anderson 2004; Plunket and Uruñuela 1998). These projects have yielded valuable information about pre-

Hispanic settlement in the Puebla-Tlaxcala Valley. Findings from current research will be summarized later in this chapter.

While academic inquiry has increased, especially in northern and central Tlaxcala, there are still many sites that remain uninvestigated. This area is very important to our understanding of the the evolution of societies in the Central Mexican Highlands because it has served as a major crossroads for past and present cultures (Plunket and Uruñuela 2005:90). Its centrality made it a major location for north-south as well as east-west connections (García Cook 1981; Plunket and Uruñuela 2005; 2011).

Plunket and Uruñuela (2011:34) call for young scholars to complete unfinished analyses and to provide new insights into old collections. Without a more solid foundation of theoretically informed research on known sites, our understanding of the long history of the Puebla-Tlaxcala Valley will remain incomplete. This thesis addresses this issue by providing new data on ceramics from Amalucan that may be incorporated into larger regional models of Central Mexican prehistory.

### **Culture History of the Puebla-Tlaxcala Valley**

Before discussing Amalucan specifically, it is important to understand the larger cultural context of the site. Using terminology from current research in the Puebla-Tlaxcala Valley, this section will summarize what is currently known about Formative-period society during four different temporal phases: Tezompantepec, Tlatempa, Texoloc, and Tezoquipan. I have derived the dates for these specific phases from the work of Lesure et al. (2006), and coupled them with the subdivisions of the Formative Period in Mesoamerica. The descriptions that follow include the general ceramic trends in the

Puebla-Tlaxcala Valley; they do not necessarily represent the patterns at Amalucan, which I deal with explicitly in Chapter 4.

*Tzompantepec Phase (1600-1200 B.C., Early Formative)*

Small hamlets began to appear in this region around 3,500 years ago (García Cook 1981:245). These hamlets, found mostly on hillsides, consisted of 10-25 residences on terraces and nearby agricultural fields (García Cook 1981:245; Plunket and Uruñuela 2001:281). Subsistence included both farming and hunting and gathering (Castanzo 2002:67). Analyses of artifacts, such as ceramics, suggest that these people most likely immigrated from regions to the south or southeast, especially the Tehuacan Valley (García Cook 1981:245; Plunket and Uruñuela 2001:612). There are 20 known sites dating to the Tzompantepec Phase, although there are probably more that are simply obstructed by modern occupation (Castanzo 2002:64-66).

Evidence of the development of “chiefly” societies -- including long distance trade of obsidian, shell, marine shell and magnetite mirrors, greenstone, stingray spines, and ceramics -- by the Early Formative has been documented as well (Blanton and Fargher 2012:12; Carballo 2011:2; Hirth 1984; Marcus 2007:80; Marcus and Flannery 1996). Scholars assert that as groups sought to secure the aforementioned exotic goods, they were then required to form alliances of segmented societies to prevent “violent confrontations” (Plunket and Uruñuela 2012:9; see also Kelly 2005). At sites such as Chalcatzingo, there is architectural evidence that indicates the beginnings of social inequality (Plunket and Uruñuela 2012:9). Avilés (2000) noted that one of the early platform mounds was built in multiple stages and was possibly the residence of an elite

family or a public building. Furthermore, elite-related objects (e.g., greenstone fragments and an iron-ore mirror) were found in a household test pit at Chalcatzingo, suggesting an elite residence (Plunket and Uruñuela 2012:9).

Influence from the Gulf Coast is also apparent during this time period through the utilization of the Early Horizon style (as discussed in Chapter 1). Evidence suggests that Olmec-style artifacts, such as decorated ceramics or figurines, were imported from the Gulf Coast or, at the very least, were copied by local producers to appear “Olmecoid” (Blomster et al. 2005; Plunket and Uruñuela 2012:8).

General ceramic trends during this phase include a predominance of white slipped types, with brown and black types being less widespread (Lesure et al. 2006:478). While some vessels are decorated with bands of red paint, red slipped vessels are non-existent (Lesure et al. 2006:478). Ollas and tecomates are common vessel forms in addition to open dishes or bowls, a trend that changes in subsequent phases (Lesure et al. 2006:478). Ollas are generally undecorated, burnished on the exterior, and have outcurving necks and rims with exterior thickening (Lesure et al. 2006:478). Bowls during this time had direct or unmodified rims (which are absent in later phases), both flat and round bases, and outslipping walls (Lesure et al. 2006). One distinguishable type found in central Tlaxcala is Amomoloc Plain. This type includes unslipped and unburnished bowls and dishes that are distinct from vessels dating to later phases.

#### *Tlatempa Phase (1200-800 B.C., later Early to Middle Formative)*

Tlatempa phase settlements were primarily hamlets similar to those of the Tzompantepec phase, but larger villages also began to appear. As many as 50 settlements were present at

the beginning of this phase, with around 17,550 people now residing in the region (Castanzo 2002:68; García Cook and Merino Carrión 1989). Residential and agricultural terraces were faced with cut stone, and sites generally had an average of 80 residences, with larger villages having upwards of 200 (García Cook 1981:246). Agriculture became more complex with the construction of drainage canals, dams, and small reservoirs for water storage in addition to the appearance of civic architecture (Castanzo 2002:68; García Cook and Merino Carrión 1989). By the end of this phase, there were 132 settlements, and the population almost doubled to a little less than 40,000 (Castanzo 2002:68).

Ceramics typical of this phase were similar to those of the Tzompantepec phase, with white types once again predominating (García Cook 1981; Lesure et al. 2006; Plunket and Uruñuela 2001). Red-on-white pottery also appeared and became very common, in addition to scraped/burnished plain types (Carballo 2011:122). At the sites of Amomoloc and Tetel in central Tlaxcala, the most distinctive vessel type during this phase was a bowl with an outcurving rim that was thickened on the interior (Carballo 2011:123). Additionally, this phase is characterized by the highest proportion of dishes to bowls as well as the most elaborate decoration, primarily located on vessel interiors (Carballo 2011:19). Ollas no longer have thickened rims like they did in the Tzompantepec phase, but instead have an outcurving neck and direct rim, with a burnished exterior (Lesure 2006:480).

#### *Texoloc Phase (800-400/300 B.C., Middle to Late Formative)*

The Texoloc phase witnessed a dramatic population increase: upwards of 120,000 people

lived in the region's 191 settlements (Castanzo 2002:69; García Cook and Merino Carrión 1989). The regional settlement hierarchy also became more complex, with villages, towns, and even possible cities such as Tlalancaleca and Xochitécatl in the Puebla-Tlaxcala Valley (García Cook 1981:248-252; Plunket and Uruñuela 2012:12).

Water management was also intensified in order to increase agricultural production and control erosion (García Cook 1981:248). Such changes in the organization of agriculture allowed sites like Amalucan to flourish. By 700 B.C., stone-faced architecture was also quite prevalent in the Central Highlands (Plunket and Uruñuela 2012:14). Both public and residential buildings were perched upon stone-faced platforms that elevated the status of particular households relative to other community lineages (Joyce 2004; Plunket and Uruñuela 2012:14). Chiefly competition continued, with an increase in social differentiation and a solidification of ranked societies (Carballo 2011; Hirth 1984:10). This period, and the Middle Formative in general, is marked by an increase in ceremonialism, and religious centers begin to appear, leading to a greater degree of social inequality (Hirth 1984:10). Elite mortuary analysis indicates that rank was hereditary, furthering the hierarchical structures of this time period (Hirth 1984:10).

Browns, blacks, and red-on-browns became predominate ceramic types, specifically towards the end of this phase (Carballo 2011:125; Plunket and Uruñuela 2001:613). There was also a higher ratio of bowls to dishes, and composite-silhouette dishes and bowls became major vessel forms, whereas in previous phases they were virtually unknown (Carballo 2011). The most distinctive Texoloc phase vessel type is a downcurving rimmed bowl with a rounded base (Carballo 2011:125). Ollas still have red painted rims, however, they are now slipped entirely red on the exterior (Carballo

2011:126). Decoration shifts to the interior of vessels, and many vessels have thick incised lines on their rims, similar to the Quachilco type in the Tehuacan Valley (García Cook 1981:249).

*Tezoquipan Phase (350 B.C. - A.D. 100, Late Formative to Terminal Formative)*

By this time, there was a definite three-tier settlement hierarchy, including major centers (e.g., Cholula, Totimehuacan, and Xochitecatl), minor centers (e.g., La Laguna and Zochiltengo), and small villages (e.g., Tetimpa) (Plunket and Uruñuela 2001:613, 2012:18). The number of cities expanded from five in the Texoloc phase to 20 in the Tezoquipan phase, and urban built environments began to incorporate plazas bounded on three sides by monumental architecture (García Cook 1981:257). Settlements became more concentrated, forcing the few dispersed groups to disappear (García Cook 1981:256). Again, there was explosive population growth in addition to the construction of large civic-ceremonial architecture, such as basalt basins and stone sculptures (Plunket and Uruñuela 2001:613, 2012:18). García Cook (1981:258) argues that these concentrated architectural cores with surrounding towns, villages, and hamlets signal nascent theocratic polities or small states. Agricultural and water control technology was also at its peak during this phase, when canals, raised fields, and *chinampas* were used (García Cook 1981:258; Plunket and Uruñuela 2001:613).

The *talud-tablero* architectural style also emerged in the Tezoquipan phase, as did the earliest ball-courts in Puebla-Tlaxcala (García Cook 1981:257; Plunket and Uruñuela 2001:613). Even at smaller sites, such as Tetimpa in Puebla-Tlaxcala Valley, there is evidence that a tripartite building pattern was utilized in conjunction with the *talud-*

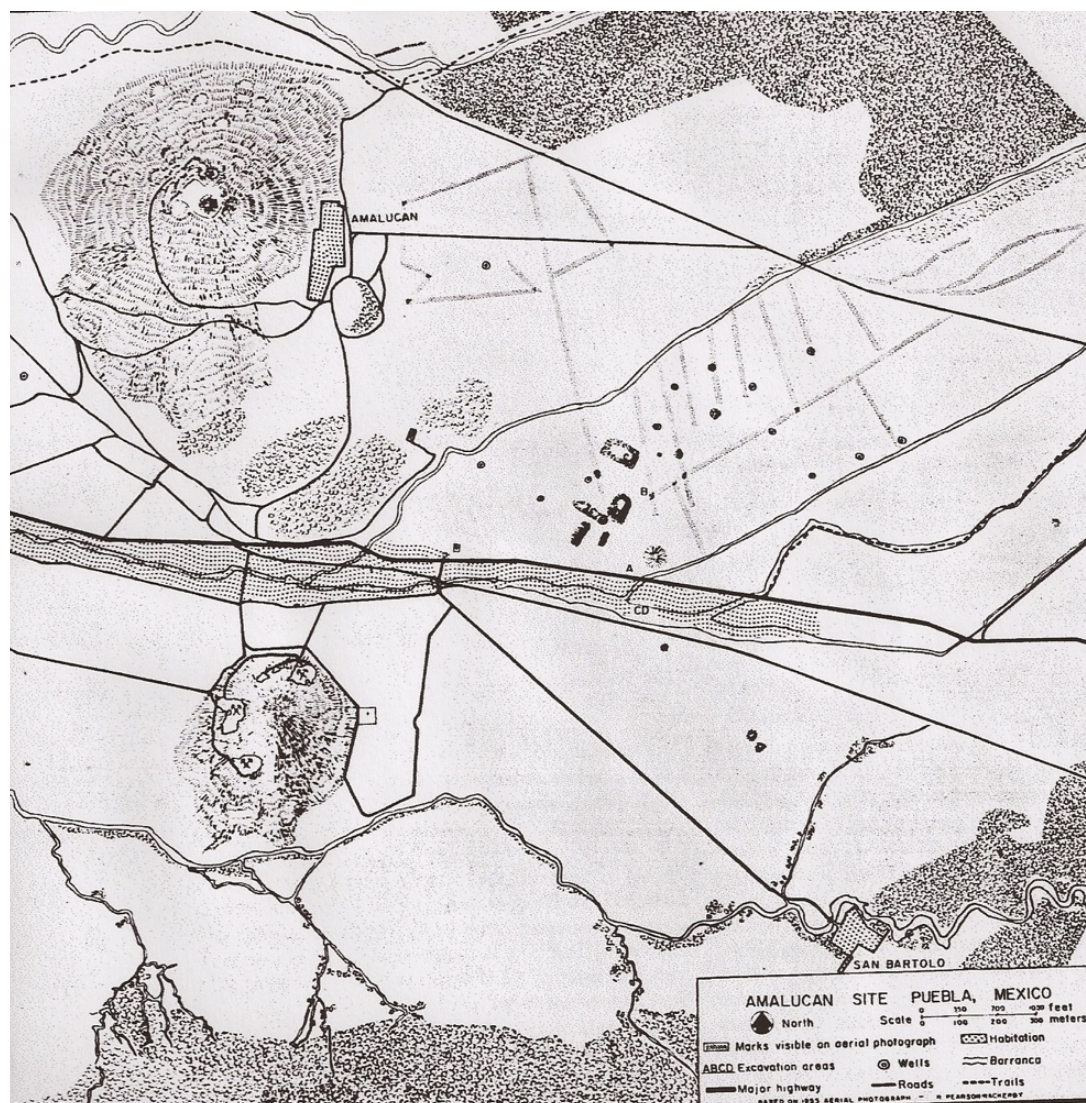
*tablero* style as early as 400 B.C. (Plunket and Uruñuela 1998:304). This building pattern, which is so characteristic of the apartment compounds at Teotihuacan, was also the standard layout at Tetimpa during the Late Formative (Plunket and Uruñuela 1998:304, 2005). Plunket and Uruñuela (1998:306) posit that these architectural complexes, which would later be used for ceremonial functions, first served as elite residences (Plunket and Uruñuela 2005:96). These house complexes were lineage-based, and research on them demonstrates that only senior houses had the ability to conduct ceremonial activities, giving them higher status (Plunket and Uruñuela 2005:97). Thus by this time period even rural settlements were being incorporated into the larger sociopolitical network of the Central Highlands through the use of specific architectural styles as well as reciprocal trade networks of different ceramic types (Plunket and Uruñuela 2005:97).

White types, which were quite common in previous phases, had disappeared by the Tezoquipan phase, along with a significant decrease in brown types (García Cook 1981:259; Plunket and Uruñuela 2001:613). These were replaced with red types, including white-on-red and red-on-brown pottery in addition to some Teotihuacano ceramics, primarily Ticoman Polychromes and Thin Orange (García Cook 1981:259; Plunket and Uruñuela 2001:613). Diagnostics include pedestal bases and composite-silhouette tripod bowls with incised decoration, especially zig-zag or step-fret patterns (García Cook 1981:259; Plunket and Uruñuela 2001:613).

### **Amalucan Site Layout**

The Amalucan archaeological zone spans 10-15 km<sup>2</sup> with two main mound

concentrations (Enwald 1976:48; Fowler 1967:209). One is located on a large hill known as Cerro Amalucan and consists of a sizable conical mound with three smaller structures surrounding it, as well as a plaza (Figure 2.2) (Fowler 1969:209, 1980). The hilltop had been leveled before construction of the mounds, while the sides of the hill were terraced



**Figure 2.2** - Map of Amalucan with Cerro Amalucan in the upper left and the water management system in the center (Fowler 1968:211)

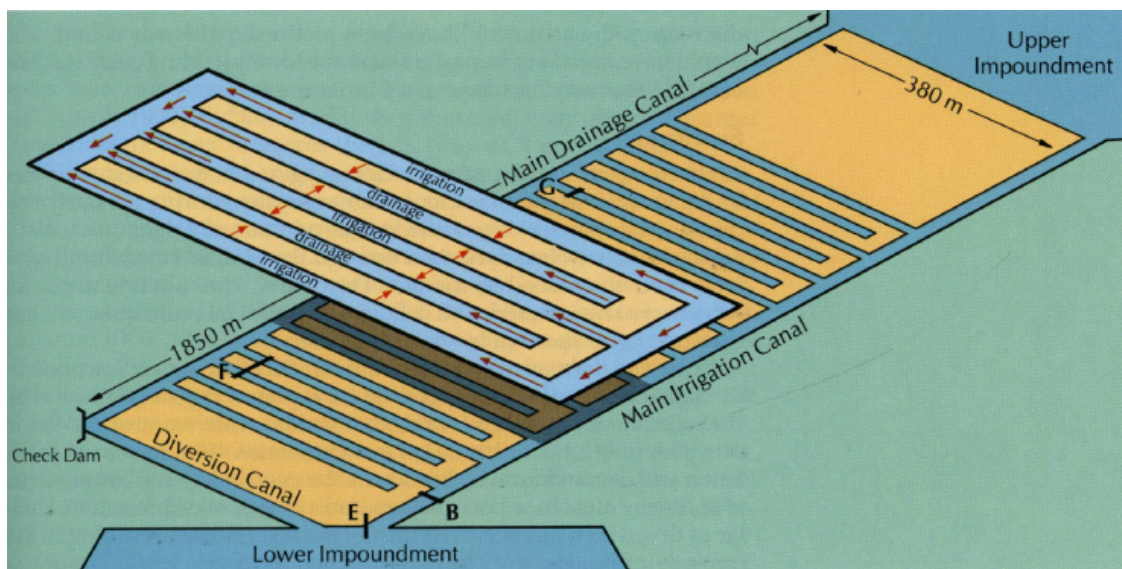
with numerous platforms (Fowler 1969:209, 1980). The second concentration of mounds is located on the valley floor, in association with Amalucan's pre-Hispanic irrigation and drainage systems (Fowler 1969, 1987).

The water management system itself is quite complex in comparison with other contemporaneous systems (Figure 2.3). In order to construct this system, 80,000 m<sup>3</sup> of soil was removed using wooden digging sticks (Evans 2008; Fowler 1987). Initial construction occurred in the Early Formative (700 B.C.) and consisted of only a drainage system to assist in the storage and distribution of water during the dry season (Fowler 1987:61).

Irrigation canals were then added during the Middle Formative to compensate for the increase in rainfall (Figure 2.3). This construction also included the creation of two impoundment areas (upper and lower) that assisted in storing excess water. Subsequently, lateral canals were built to connect the main irrigation ditch, which was upslope with the primary drainage ditch downslope (Fowler 1969). These lateral canals would have been used to carry water from the upper impoundment area to the fields west of the water management system throughout the dry season (Fowler 1987:62). The lower impoundment area would have been used to collect excess water from the main canals (Fowler 1987:62). In the middle of the system there were alternating drainage and irrigation lateral canals. During the Middle Formative, small mounds were constructed among the canals, and by 500 B.C., the water management system reached its pinnacle (Fowler 1987:65). As a result, crops could be grown during most, if not all, parts of the year, which supported a larger population (Fowler 1987).

However, by 200 B.C., a large mound was constructed in the middle of the

irrigation field and the system was abandoned. Fowler (1987:66) suggests that the abandonment of the system may have been related to the significant population increase by the end of the Formative period. This was also at the time when small polities like Amalucan were being abandoned and people were beginning to cluster at larger centers like Cholula. Fowler (1987:66) further posited that these smaller, local systems (like Amalucan) were possibly abandoned for larger regional water management systems.



**Figure 2.3** - Diagram of the water management system at Amalucan. B, E, F, G are excavation locations (Fowler 1987:63)

### Field Research at Amalucan

Excavations at Amalucan were first conducted in the 1930s by Eduardo Noguera (1945), who explored two mounds and described the pottery that was recovered. In the early 1950s, Krieger and Sanders (1951) mapped the mounds on Cerro Amalucan and the valley floor (Figure 2.4). They concluded that the material from Amalucan was similar to that of Middle to Late Formative sites in the Basin of Mexico (Fowler 1987; Krieger and Sanders 1951).

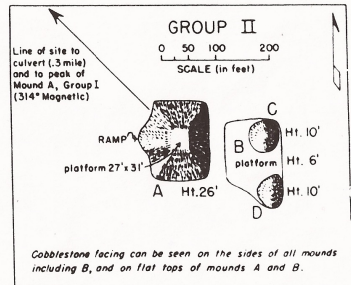
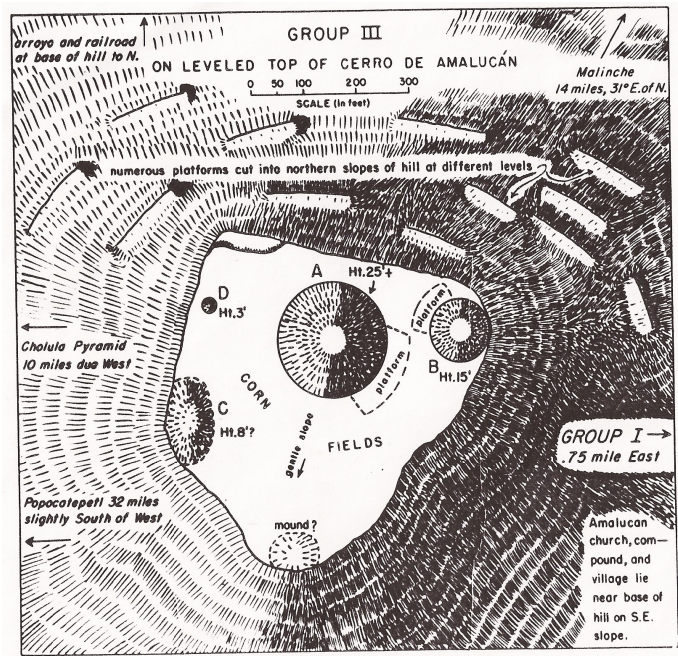
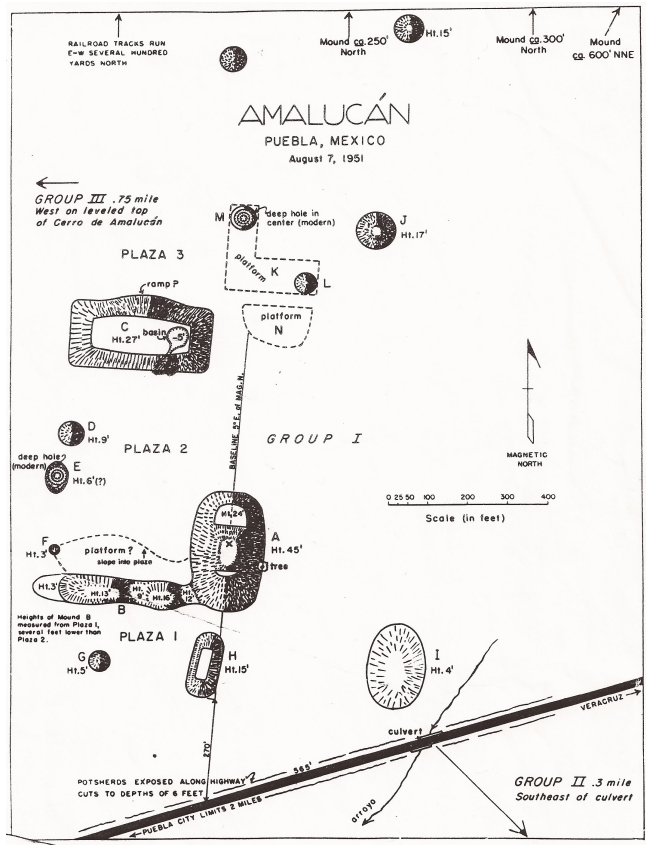



Figure 2.4 - Maps of the three mound groups at Amalucan. From Krieger and Sanders 1951

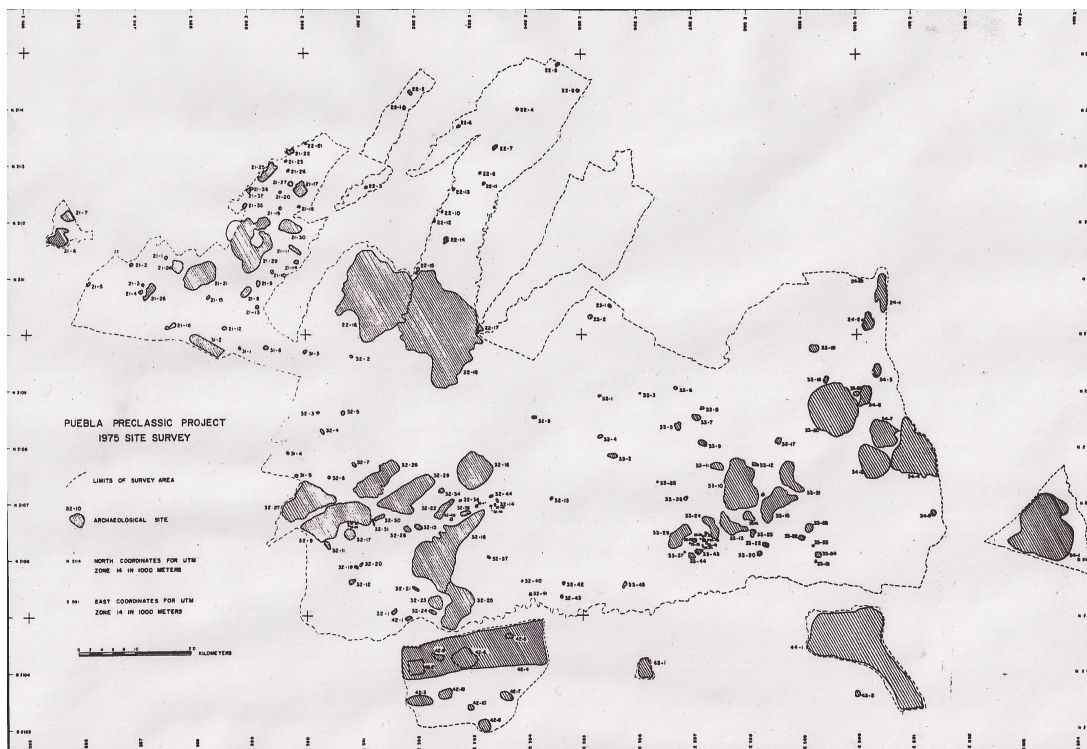
Following these investigations, in 1962, Melvin Fowler began a series of short field seasons at Amalucan. He continued work on this site for 18 years, although he conducted no more than twelve weeks of actual fieldwork (Young and Fowler 2000:110). Fowler experimented with aerial photography in order to capture the archaeological zone in its entirety (Figure 2.5) (Fowler 1969:209). In 1965, excavations were conducted in four areas to investigate a strange dark line visible in the aerial photographs (Fowler 1969:210, 1987). These excavations led to the discovery of the water management system. This field season also included mapping the site and analyzing the stratigraphic data (Fowler 1987:57). Fowler's team uncovered Formative sherds in the bottom most alluvial sediments, which indicated that the canals were constructed during that period. Sherds found elsewhere indicated that the site was abandoned no later than the Late Formative (Fowler 1969; 1987). Lastly, during the 1960s fieldwork, small mounds were discovered near or between the lateral canals (Fowler 1987).

Fowler returned to the Puebla Valley in the early 1970s to conduct survey and excavation for the Puebla Preclassic Project. The goal of this fieldwork was to document the location of all Preclassic, or Formative, sites in the project area and then define the extent of those sites based on surface collections (Fowler 1984:7; Fowler et al. 1980:9). The archaeologists collected representative samples of artifacts from these sites in order to establish a regional chronology and to understand the sociopolitical relationships between settlements (Fowler et al. 1980:9). By the end of the survey, a total of 174 distinct sites were noted, with major archaeological sites including: Manzanilla, Amalucan, Amaluquillo, Chachapa, San Mateo, Cubilete, Las Vegas, Nogal, Zocotzingo, and La Virgencita (Figures 2.6-2.7) (Fowler et al. 1980:5).



**Figure 2.5** - Aerial photograph of the archaeological zone at Amalucan (taken from Amalucan boxes housed at UW-Milwaukee)

A preliminary settlement pattern analysis was also done based on the findings of this two year survey project. The earliest occupation within the study region dated to what they defined as the Middle Preclassic (1200-500 B.C.) (Fowler et al. 1980:85). Their data indicated the presence of three regional centers close to Amozoc de Mota, Cerro Amalucan, and Cerro San Jeronimo with smaller hamlets surrounding them (Fowler 1980:85-87). From the distribution of these sites, in addition to their size and architectural complexity, it was concluded that these regional centers were relatively self-sufficient and independent (Fowler et al. 1980:87).

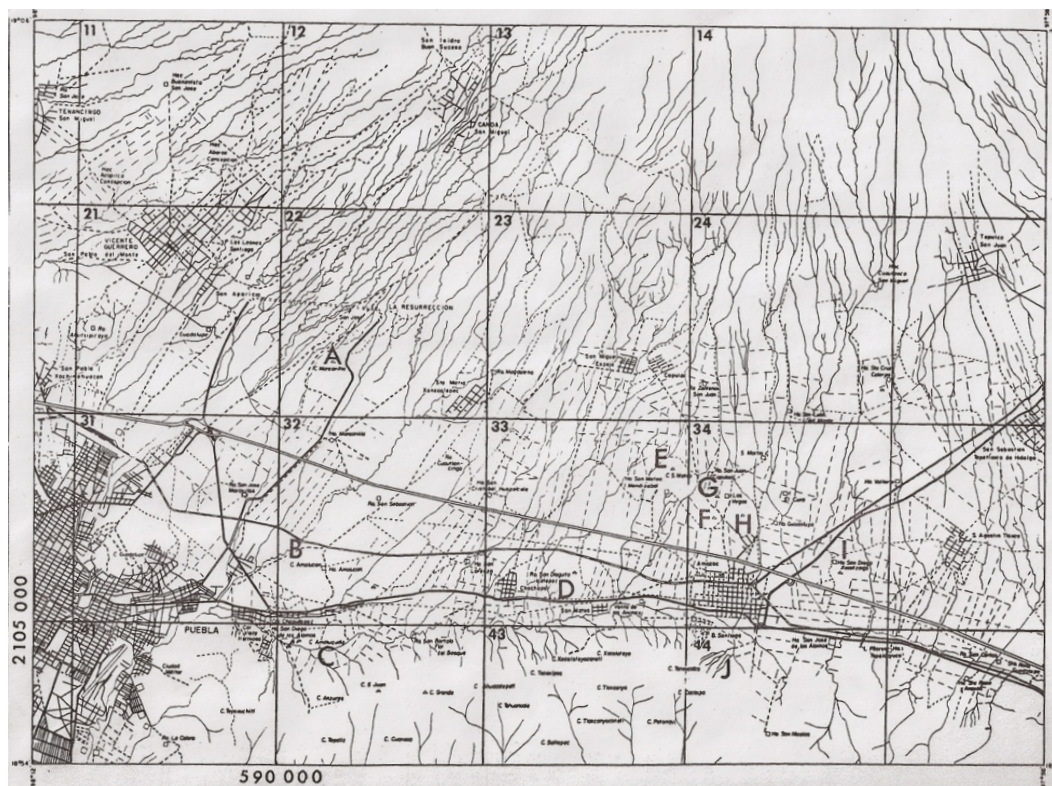


**Figure 2.6** – Map of all archaeological sites surveyed for the 1975 Puebla Preclassic Project. The dashed lines represent limits of the survey. (Fowler et al. 1980:10)

The Late and Terminal Preclassic (500-100 B.C.) data suggested a continuation of Middle Preclassic trends with an addition of three more regional centers (six in total) (Fowler et al. 1980:87). Major centers are located approximately five kilometers from their nearest regional center neighbor with smaller sites clustering within one to three kilometers.

The Classic Period was divided into three sub-phases (Early Classic, Middle Classic, and Late Classic), with a strong representation of Early Classic material culture (Fowler et al. 1980:87). It was during this time that the six regional centers were subsumed into two, one at Cerro Nogal and the other at Manzanilla (Figure 2.7) (Fowler et al. 1980:87). The Middle and Late Classic data for the Puebla Valley was too scant at the time of the 1970s research and was shelved for future research. This lack of data was

also true for Postclassic analysis (Fowler et al. 1980:87).



**Figure 2.7** – Map of the Puebla Valley, the locations of the major archaeological zones for the Puebla Preclassic Project (A-J), and the locations of modern drainage patterns, highways, and railroads. (Fowler et al. 1980:4).

- |                |              |                  |
|----------------|--------------|------------------|
| A. Manzanilla  | E. San Mateo | I. Xocotzingo    |
| B. Amalucan    | F. Cubilete  | J. La Virgencita |
| C. Amaluquillo | G. Las Vegas |                  |
| D. Chachapa    | H. Nogal     |                  |

At Amalucan, Fowler decided to investigate the terracing and mound construction located on Cerro Amalucan, rather than focusing on the valley floor. He discovered that there were over 50 terraced platforms on the sides of the hill (Fowler et al. 1980:26). While some of these terraces supported mounds, the majority simply functioned as residential platforms (Fowler et al. 1980:26). Terrace 1 was chosen for excavation due to the presence of wall foundations, retaining walls, and a single small mound (Fowler et al.

1980:30). The data recovered indicated that this terrace was primarily a Classic-period modification, although some Formative sherds collected on the surface nearby suggested a Late Formative occupation as well.

Fowler returned in the early 1980s to assist in a salvage project necessitated by modern house construction near or on the mounds (Fowler 1987). The Instituto Nacional de Antropología e Historia in Mexico allowed Fowler and his UWM crew to participate in this project due to their previous experience at the site. During this field season, the team collected samples for radiocarbon dating and chose a new area for excavation (Area E), where one of the canals abutted a large mound (Figure 2.8) (Fowler 1984:8, 1987). Based on the radiocarbon dates and excavation data, they determined that the canals were used as early as 700 B.C. (Fowler 1969, 1987). Additionally, they concluded that the mound in Area B was built by 190 B.C., which meant that the canal system was already abandoned by that time in order to make room for the mound (Fowler 1969, 1987; Fowler et al. 1980). Detailed surface reconnaissance was also conducted during the 1982 field season, which resulted in a better understanding of the lateral canals and impoundment areas south of the mound area (Fowler 1984:8).

In 1983, Fowler returned and excavated in Area F (Figure 2.8) where the canals abutted a barranca (Fowler 1984:8). Canals in Area F were covered by an A Horizon, similar to the other areas at Amaluacan. Furthermore, surface collections indicated a terrace system, leading Fowler to suggest that a surface drainage system was used (Fowler 1984:9).

Fowler chose to focus on the water management system because of current archaeological research being done at that time in Mesoamerica. Projects directed by

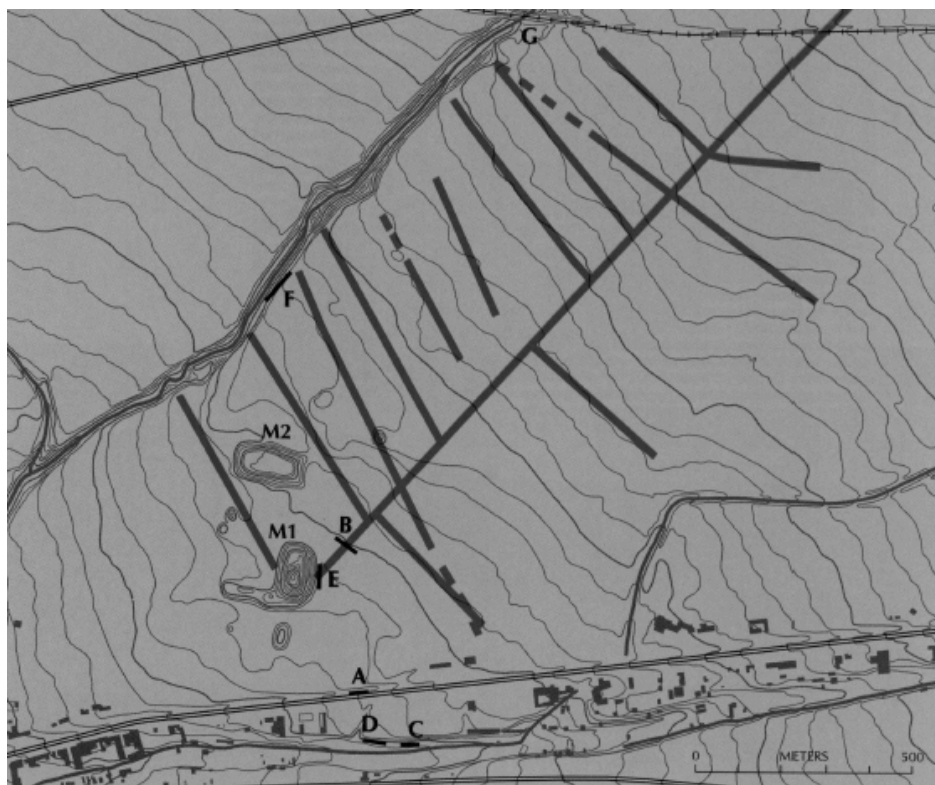
William Sanders in the Basin of Mexico, and by Richard MacNeish in the Tehuacan Valley, examined the relationship between sociopolitical complexity and irrigation (Johnson 1972; Sanders and Price 1968). This research was heavily influenced by the “hydraulic approach” of Karl Wittfogel (1972). Wittfogel posited that civilizations only formed in areas where irrigation was needed for intensive food production. This important resource required centralized control, he argued, so an administrative bureaucracy formed to both monitor and direct this large-scale endeavor (Wittfogel 1972:70). Sanders and Price (1968) likewise stressed that irrigation was a development process and that complex political systems evolve in direct proportion to their access to and control over resources. Sanders also made the case that the emergence of irrigation led to intensification of food which, in turn, fueled the rise of Teotihuacan (Sanders, Parsons, and Santley 1979; Fowler 1987).

These ideas prompted Fowler to examine the water management system at Amalucan more closely and to consider its possible connections to a larger sociopolitical framework. While theories focused on irrigation and water control have lost their potency over the years, and there can be numerous factors that underlie sociopolitical complexity, there may still have been some need for centralized, bureaucratic control over large public works systems like that found at Amalucan.

### **Stratigraphic Contexts**

Test excavations were conducted in seven areas (A, B, C, D, E, F, and G) concentrated in four general localities (Figure 2.8). These areas were selected in order to obtain a greater understanding of the site’s stratigraphy and water management system. This thesis only

utilized ceramics from Areas A, B, C, and D, which were collected during the 1962-1966 excavations (Fowler 1984:5). Area E was excavated in 1982 and Area F in 1983 (Fowler 1984:5). The excavation in Area A was a road cut while Areas C and D were cut into a barranca south of the major highway near Amalucan (Cone n.d.:2).



**Figure 2.8** - Map of the water management system at Amalucan indicating the excavation areas (A, B, C, D, E, F, and G) (Fowler 1987:54)

From the 1960s fieldwork, stratigraphic work revealed that material culture from the Formative period was sealed by a layer of buried humus, or soil development, preventing disturbance by later depositional activity (Fowler 1984:6). However, the material culture beneath this humus level was most likely re-deposited material and may not be representative of different activity areas at this site. Additionally, the nature of the

colluvial sediments in these excavation areas is indicative of high depositional activity. This is coupled with the fact that the majority of the sherds collected have significant water damage, suggesting a high level of post-depositional disturbance.

Stratigraphic sequencing for Areas A and D was based on excavations at Area C (Cone n.d.:4) (Figure 2.8). Levels 8-9 are dated to the Middle Formative, Levels 6-7 are Middle-Late Formative, and Levels 4-5 pertain to the Late Formative (Cone n.d.:17). Level 4 was labeled as the ancient humus level, indicating that Levels 1-3 were deposited after Formative period occupation at Amalucan. In Area C and Level 2 in Area B, there was a layer of banded gray sediment, which suggests that there was a later occupation at Amalucan that post-dated the Formative (Fowler 1987:56). The lowest level in all areas, the tepetate, yields no evidence of habitation (Cone n.d.:8). For a more detailed description of the stratigraphic levels, see Figure 2.9.

Area B was of special interest to Fowler because it promised to shed light on the water management system. This area cut across one of the dark lines Fowler observed after taking aerial photographs of Amalucan (Fowler 1968:212). After a grid was established in a portion of Area B, layers were stripped in order to reach below the plow zone (Fowler 1968:212). Culminating in a thirty-meter long trench, excavation at area B uncovered a ditch dug into the base clay, which was the first sign of a canal for the water management system (Fowler 1968:212). Fowler (1986:212) was able to determine that this was a human-made ditch due to the stratigraphic sequence that lay above it. He had divided this area into four different series. Series A (Levels 1-2) contained redeposited material; Series B (Levels 3-5) consisted of *in situ* depositions as opposed to redeposited material; Series C (Levels 6-7) was only found in the middle of the canal system and

indicated that portions of the channels were re-excavated to create new water canals; and Series D is the only stratum that represents undisturbed soil (Fowler 1968:213). Overall, the strata for Area B included that there were multiple episodes of silting and then re-excavation for new water channels. The abandonment of the system is marked by sandy colluvial deposits found in Levels 4-5 (Fowler 1987:56).

Area A	Area C	Area D	Area B
1 – Brown Sand	1 – Grey Sand	1a – Grey Sand	1 – Stripped Area
2 – Dark Brown Sand	2 – Yellow Clay	1b – Compact Grey Sand	2 – Compact Grey Banded Sand
3 – Yellow Sand	3 – Yellow Sand	2 – Yellow Clay	3 – Compact Black Sand
3b – Grey Sand		3 – Yellow Sand	
4 – Compact Black Sand	4 – Compact Black Sand	4 – Compact Black Sand	4 – Compact Black Sand
5 – Yellow Sand	5 – Brown Sand	5 – Brown Sand	5a – Loose Brown Sand
			5b – Gravelly Brown Sand
6 – Black Brown Sand	6 – Grey Sand	6 – Grey Sand	6a – Grey Sandy Clay
7 – Light Grey Mixed Clay	7 – Yellow Clay	7 – Tepetate	6b – Yellow Clay
			7a – Banded Clay
8 – Yellow Brown Clay	7b – Mottled Red Clay		
9 – Grey Clay	9 – Brown Clay		8 – Redeposited Base Clay
10 – Tepetate	10 – Tepetate		9 – Tepetate

**Figure 2.9** - Descriptions of stratigraphic levels at Amalucan.  
Redrawn from Cone n.d.

### **Earlier Studies Related to the UWM Collection**

Studies focused on the Amalucan collection (and other data collected during fieldwork) were undertaken by several graduate students at UWM. Two Master's papers (Cone n.d.; Neitzke 1988) were written about the site, and Prudence Precourt (1983) discussed Amalucan in her dissertation on the Meseta Poblana.

Gerald Cone (n.d.) wrote his Master's paper on the ceramics uncovered during the 1980s. After coding the ceramics, Cone observed that slipped sherds were more frequent in lower excavation strata than in upper strata. This pattern was especially true for cazuelas, or serving bowls. Furthermore, he noted that escudillas, which had a flattened base and unmodified rim, were the most common vessel type in this collection. These vessels were primarily brown slipped, although there were some orange slipped examples in lower strata and red slipped from higher strata (Cone n.d.:12). Tecomates were almost always slipped, black was the most common color in the lower two strata, while orange and then red were more numerous closer to the surface (Cone n.d.:12). Ollas followed a similar pattern, with a higher proportion of slipping and smoothing in the lower strata (Cone n.d.). Banded exteriors were found on the smaller vessels. Cone also observed that there was a greater diversity in olla size in the lower strata, while size became more standardized in higher strata. He also noted a gray ceramic type that had a waxy surface finish, and a different temper and paste than others at Amalucan (Cone n.d.:19). He suggested that it was "Quachilco grey" imported from the Tehuacan Valley, which demonstrated a possible trade route through Amalucan (Cone n.d.:19).

Overall, Cone (n.d.) noticed an increase in standardization around Level 8. He stated that the only recognizable type at Amalucan was black slipped and highly

polished; this was primarily found in Levels 8 and 9, with some from Levels 7 and 6, and completely absent from higher levels. Cone (n.d.:16) concluded that the ceramics recovered from Amalucan were quite homogeneous, containing primarily plain, undecorated sherds. He also compared sherds from Amalucan with those at the neighboring site of Totimehuacan and suggested that, because they were very similar, that Amalucan was part of a larger Puebla-Tlaxcala ceramic tradition (Cone n.d.:19-20).

David B. Neitzke (1988) wrote about the architectural elements at Amalucan and how they compared to other sites in the Puebla and Oaxaca Valleys. His research goals were two-fold: first, to investigate the link between the complexity of a site and how formalized the arrangement and layout of its mounds were, and second, to explore whether constraints on mound formation were related to ideational motives (Neitzke 1988:1). Neitzke also produced new maps of the mounds, platforms, and terraces on Cerro Amalucan and those found near the water management system. He concluded that site organization became more formal through time, and that this increase in complexity reflected the larger-scale sociopolitical development of the Puebla-Tlaxcala Valley. A buried mound constructed around 500 B.C. was discovered in association with the water management system, suggesting that it had an administrative function (Neitzke 1988:60). Connecting his argument back to Wittfogel, Neitzke (1988:60) then posited that this increase in authority was tied to the water management system and the bureaucracy necessary to operate such a large venture.

Having worked as a member of the Puebla Preclassic Project, Precourt conducted a settlement pattern analysis of Formative (Preclassic) sites in the Puebla Valley, including Amalucan, for her dissertation (Precourt 1983). The goals of her research were to

describe the distribution of settlements during in each chronological period, to determine if and when there was a developmental peak in the survey area, and lastly, to investigate the relationship between settlement locations and the physical environment (Precourt 1983:4-5).

Precourt's discussion of Amalucan was limited to the site's relation to her particular research area. She mentioned that a "no-person's-land" exists within the Poblana and suggested it was the result of the sociocultural environment (Precourt 1983:279). Her argument was based on an analysis of Amalucan and its surrounding settlements, the closest site cluster to her research area (Precourt 1983:279). The microregion surrounding Amalucan has few settlements, with denser occupation near Amalucan itself (Precourt 1983:279). Additionally, she suggested that the "vacant" areas between the Amalucan region and Cerro Nogal, the single regional center of the Meseta Poblana, indicated that there was a distinct sociopolitical boundary between the two sites (Precourt 1983:279). Each location had its own extensive water management system and central community, meaning that each was a separate sociopolitical entity (Precourt 1983:279).

### **Problems with the UWM Collection**

Before discussing the methods I used and the results of my analyses, it is important to note a few problems with this collection. While still extremely useful for understanding Formative sites in Central Mexico, this collection does not represent as much of the site as I would have liked. As previously mentioned, due to the nature of investigation during the initial fieldwork in the 1960s, attention was focused on the water management system—and rightly so since it is one of the largest features at the site. However, because

the field of inquiry was narrow, the artifacts in the UWM collection only represent this area of the site. Excavation and survey was not conducted elsewhere at Amalucan, in part out of respect for local farmers and their milpa fields, but also because the team of archaeologists did not spend an extended amount of time at the site. As previously mentioned, fieldwork only amounted to twelve weeks in total. Furthermore, dating of the site was restricted largely to mound construction near the water management system, and a fine-grained chronology based on the stratigraphic data has not yet been worked out. Rather, only general time periods, such as Early or Late Formative, can be inferred for different levels. Furthermore, it is highly improbable that further investigations can be undertaken at the site due to the expansion of the city of Puebla.

One of my initial research goals for this thesis was to conduct a basic spatial analysis of the distribution of different kinds of ceramics to determine if there were elite and non-elite areas at the site. However, due to the nature of the survey and excavation at Amalucan, it was not possible to ascertain spatial patterns in ceramics in relation to social differentiation, as I would have liked. Excavations were conducted primarily around the water management system (the focus of Fowler's work) and not across all areas of the site (especially residential zones). Unfortunately, material from the excavations conducted on the terraces, platforms, and mounds on Cerro Amalucan are not part of the UWM collection.

These issues must be brought to the attention of the reader, because the nature of the field investigations shaped what research on the UWM collection is possible. Despite these drawbacks, it is still fruitful to analyze the ceramics found around the water management system as they may shed light on social differentiation among the people

who lived at Amalucan.

## CHAPTER 3

### *Methods*

To reiterate, my research goals for this thesis were threefold. The first goal was to inventory and describe the different ceramic types and vessels present in the UWM Amalucan collection. A detailed description of the ceramics had not yet been done since, as I discussed previously, earlier researchers had used the pottery primarily to define the occupational sequence at the site and to date the water management system. Secondly, I wanted to use ceramics as a means of assessing sociopolitical complexity at Amalucan. More specifically, I hoped to identify possible evidence of feasting (as an activity related to social differentiation) in addition to analyzing style and how particular ceramic motifs functioned at Amalucan. My final goal was to place Amalucan within a larger regional framework, thereby facilitating intersite comparison. Research at Formative sites in central Mexico has revealed much about the emergence of social differentiation, and this thesis is intended to contribute to that scholarship.

#### **Organization of the Collection**

In order to address the research aims enumerated above, the first step was to determine the state of the ceramic collection. Any boxes that included the word “rim” on the label were pulled from storage in order to determine the state of the rim sherds. After a cursory inspection, I examined these boxes more carefully to gain a better understanding of what was in the collection. In the end, seven boxes of sherds were analyzed for this thesis. There are still numerous boxes in storage that were not used due to the type of sherds

they contain (e.g., body sherds) and/or the condition of the artifacts. Many sherds that I chose not to analyze were highly eroded, water damaged, or too small to obtain any useful data for this thesis. Based on the previous ceramic coding done by Cone (n.d.:2), the closest estimate for the total number of sherds collected from the 1960s field investigations is 13,593.

Larry Meir, a previous Master's student at UW-Milwaukee, had already sorted a majority of the sherds into tentative types; however, he never finished his analysis. The type names that he used are somewhat general (such as "glossy black," "brown buff," and "red-orange"), but were used as the basis of organization. As these sherds were further examined throughout the coding process, it became apparent that these groupings generally held together. Most of the groupings were narrow enough that they could represent single types at Amalucan. The only two analytical types in this thesis that could have contained multiple types are the Reds and Oranges. Surface finish and paste was more varied in these groups than the others, but for the purpose of this thesis, these types were kept together. Furthermore, in Chapter 4, I discuss comparative types from the Tlaxcala Valley that are similar to those found at Amalucan. While types generally have geographical and/or temporal descriptors, the types from Amalucan do not.

Not only was it necessary to organize the ceramic collection, it was also essential to organize the field notes and archival material related to Amalucan. I inspected a total of ten boxes in order to locate useful information and documentation on this collection. Fowler's numbering system was particularly complicated. By examining stratigraphic profiles drawn by Fowler and bag checklists, I eventually was able to ascertain what the numbers and letters written on the sherds meant. On each sherd, the letter represented the

corresponding excavation area and the last number indicated which stratigraphic level it came from. While the sherds are no longer in their original bags, it was useful to use the bag checklist compiled by John Behrens in the spring of 1966 to determine the excavation level that corresponded to the number on each sherd. However, the numbers on the sherds are not unique, and there are multiples of each. As a result, it is difficult to match the number found on a specific sherd with my coding data. If future research necessitates reexamination of the sherds used in this thesis, one cannot simply enter the number found on the sherd into my Excel spreadsheet. Rather, it will be necessary to begin at the box level column in the spreadsheet, then the bag level, and then cross-reference coded data with that particular sherd.

### **Data Collection - Coding Scheme**

After organizing the boxes of sherds, I began analyzing the pottery using a coding scheme that I created (see Appendix 1). I coded a total of 1396 sherds between June 2013 and February 2014. This quantity ensured that a representative group from each type was included, and that general trends in the collection could be analyzed and understood. The coding scheme included attributes that would assist in determining the production steps, styles, and the overall function of the vessels (i.e., serving or non-serving). These are polythetic sets in that there is not a single, decisive attribute. Slipping or burnishing was not considered more determinative than decoration or rim form. Instead, they were all combined to determine the overall complexity and nature of the collection. This was particularly important when ascertaining whether rim sherds represented serving or non-serving vessels. It was necessary to consider all attributes (e.g., decoration, slip, burnish,

etc.) when determining whether a particular sherd was used for food presentation or more utilitarian tasks. However, in the case of body sherds, decoration was a the most important factor in deciding whether or not to incorporate them into this study (see further discussion of sherd types below).

All terminology used in the coding scheme for this thesis was borrowed from research conducted in surrounding regions, specifically the Tlaxcala and Tehuacan Valleys (Carballo 2011; Lesure et al. 2006; MacNeish et al. 1970; Snow 1966). The use of shared terminology helps to ensure that data from different sites/regions may be compared, and make a broader understanding of ceramic attributes more comprehensible.

The attributes that I coded include: vessel form, sherd type, whether the sherd was an open or restricted vessel, rim form, previous “type” name, exterior and/or interior burnishing, exterior and/or interior slip, slip and/or vessel color, type of decoration, decoration motif, paste color, and paste texture. Although initially I attempted to include rim diameter and percentage of vessel, the majority of sherds were too small (less than 20% of the vessel) to determine their diameter with certainty, so I stopped coding these two attributes. Rim sherds were the primary focus of this study because they can inform about basic vessel function (i.e., serving or non-serving) and rims were also the primary location for decoration. While most body sherds were disregarded, I did analyze some that either had motifs pertinent to my research goals, or were complete enough to distinguish vessel form. It was important to determine vessel form – particularly when a vessel was open or restricted—in order to infer its function and whether it would be used for food presentation. These characteristics were also cross-referenced with the corresponding stratigraphic level of the sherd came from to determine if they were from

the Formative period, which is the focus of this thesis. Body sherds were grouped and coded based on their type and motifs. Refits were also grouped together to ensure the same vessel was not coded multiple times, as well as for the total sherd count. Lastly, the cut number, excavation area, stratigraphic level, and bag label for each sherd were recorded in the spreadsheet.

Vessel forms for the coding scheme were borrowed from Jennifer Carballo's (2011:44-46) dissertation. This was done to facilitate intersite comparison. I added one vessel form not in Carballo's dissertation, and any new variations in rim forms were also noted. Because sherds from Amalucan tended to be small, some diagnostic elements (e.g. bases) were absent. Thus, not all forms noted in Carballo's dissertation were found in this collection.

### **Production Step Measure**

Because the Amalucan collection consisted only of sherds and no complete vessels, the production step measure implemented by Feinman et al. (1981) provided a viable method of analysis. Essentially, the production step measure is an ordinal measurement of labor input for ceramic vessels (Feinman et al. 1981). It accounts for varying production steps associated with different classes of vessels at a particular site. Attributes that may be coded include painting, slipping, burnishing, smoothing, fine paste, decoration (such as incising and design complexity), and appliqués (Feinman et al. 1981:872-873). For each of these attributes that a sherd has, it receives one production step point. These points are based on the treatment of both the exterior and the interior of the sherd. For example, a sherd receives one point for exterior burnishing and an additional point if it is also

burnished on the interior. This applies for each attribute.

By indexing the relative labor costs associated with fine versus more utilitarian vessels, it is possible to characterize/quantify differences in the manufacturing process (Feinman et al. 1981:872). From this, patterns may be evident in the distribution of specific ceramic types or types that can indicate differential access to goods (Feinman et al. 1981; Upham et al. 1981). Fine types are different from utilitarian types in that they are more labor-intensive to produce, while utilitarian vessels are less costly (Upham et al. 1981). Distribution patterns have shown that finer vessels are similar to other rare or prestige items in that they correlate with locations that are of political and/or economic significance (Feinman et al. 1981:874; Miller 1980; Upham et al. 1981:826). As a result, these labor-intensive vessels are more common at major sociopolitical centers than at sites farther away from administration centers (Feinman et al. 1981:881; Upham et al. 1981).

Feinman et al. (1981) provide two examples to illustrate this method of analysis. In the first case, they tested the production step measure on ten of the most common Postclassic pottery types found in the Valley of Oaxaca. The study area consisted of 151 sites in the Central and Valle Grande survey areas within the Oaxaca Valley (Feinman et al. 1981:874). Their results indicated that there was indeed a differential distribution pattern, demonstrating status differentiation between sites in the survey area. Furthermore, the most elaborate vessels were found primarily at major administration centers, while more peripheral sites yielded fewer, if any, of these costly vessels (Feinman et al. 1981:880). In effect, highly decorated and labor-intensive ceramic vessels were indicative of higher status, and only elites at major centers had access to these kinds

of pottery (Feinman et al. 1981:880). In their study, types with larger costs had production measures between five and eleven, while utilitarian vessels ranged from three to five (Feinman et al. 1981:880).

Their second example stems from research conducted in the Pine Lawn Valley, New Mexico. As in the Valley of Oaxaca, they found significant patterning in production measures. Based on these results, they asserted that specific ceramic types, which were more restricted than others, served as status markers (Feinman et al. 1981:881). What is particularly interesting about these studies is the difference in the degree of social complexity of the societies that were investigated. Whereas the Valley of Oaxaca has been considered a “nuclear area” for sociopolitical complexity, the plateau Southwest had traditionally been viewed as less politically complex (Feinman et al. 1981:880). The fact that different classes of ceramics defined by production-step measures could be identified in both cases would seem to demonstrate the utility of this method.

Despite the apparent correlations between social complexity and classes of ceramics differentiated by production steps, there are some limitations to this method -- the most significant perhaps being its inability to properly account for production time. Different vessels require different amounts of production time, and some steps which are emphasized in this method, such as decoration, may not take as long as other steps. For example, incised decoration on Luo pottery in Africa takes little time, while burnishing requires greater effort (Dietler and Herbich 1989). Along with production time, this method does not account for procurement of materials, a potentially “expensive” production step (Feinman et al. 1981:873). Lastly, this method does not fully illuminate the relationship between vessel size and production costs. While it has been found that

large vessels are indicative of longer manufacture time, it is difficult to assess this reliably when dealing only with sherds (DeBoer and Lathrap 1979:120; Feinman et al. 1981:973). As a way to control for this, Feinman et al. (1981:873-874) suggest using this method for ceramic bowls which have a smaller size range.

Furthermore, Dietler and Herbich (1989:157) argue that decoration may not have had as much meaning to prehistoric societies as it does for modern archaeologists. For example, to Luo potters, decoration does not signify any ethnic boundaries or group distinction. While this may be true for some societies, it does not seem to be the case in Mesoamerica. Various scholars have argued that motifs – especially those of the Early Horizon style—did signify specific kin groups, and that iconography such as “Earth” and “Sky” represented competing residential groups (Carballo 2011:9; Marcus 2007; Tolstoy 1989). Thus, an emphasis on decoration in the analysis of Mesoamerican ceramics does have some theoretical grounding and is appropriate when assessing different classes of ceramics.

Feinman et al. (1981) were able to compare results from various sites within a settlement hierarchy, and thus determine if central sites had a greater variety of types or types whose production required greater investment of labor. While it would be interesting to compare pottery from Amalucan and neighboring sites in terms of production costs, my research focused solely on the Amalucan collection. Thus, I am only able to determine differences in the manufacture process within this one site.

All types were placed in a separate spreadsheet to determine their production steps. Attributes that were emphasized in this study included whether the sherd was scraped/wiped, slipped, burnished, decorated (including incising, excising, tooling,

modeling, grooving, and punctation), painted, and had fine paste. An additional point was given to sherds that had a “complex” design. Following Feinman et al. (1981), this meant that a sherd was decorated using two or more different methods of decoration (listed above). Sherds were analyzed individually rather than analyzing whole types, as in Feinman et al.’s study (1981). This was done because I was working with types that most likely include multiple types. Feinman et al. (1981) looked at types, which were much more standardized. After having counted the production steps for each type, averages were taken based on their stratigraphic level and whether they were considered serving or non-serving (see Chapter 4). The data was organized in this way in order to supplement the feasting analysis, which will be discussed later in this chapter, as well as an overall analysis of changes in ceramic production from the Middle to the Late Formative.

### **Evidence of Feasting**

As discussed in Chapter 1, one of the goals of this project was to identify potential evidence of feasting at Amalucan and to consider its sociopolitical implications. I used various methods to accomplish this. My analyses focused on food presentation, or serving, due to the material available for study (i.e., ceramic vessels). Food presentation is one way in which power and status differences are displayed (Bray 2003:4).

In order to assess whether the ceramics provide evidence of feasting, it was necessary to identify specific trends in the Amalucan collection. First, I calculated the frequencies of serving and cooking (non-serving) vessels, as previous research has shown that the relative abundance of these vessel types is an important factor when considering feasting (Clarke and Blake 1994; Dietler 1990; Junker 2001; Rosenswig 2007; Turkon

2004; Welch and Scarry 1995). Higher frequencies of serving vessels indicate an emphasis on the presentation of food, rather than its preparation (Blitz 1993:84; Carballo 2011:196; Drennan 1976; Rosenswig 2010; Welch and Scarry 1995). Moreover, if it can be demonstrated that elites did not do any of their own cooking, the presentation of food may be considered a higher-status activity, while food preparation is often a non-elite activity (Rosenswig 2007; Turkon 2004).

According to Rice (1987:240), serving vessels are “usually open for easy access and perhaps visibility of food; they may have a flat base or supports for stability.” Furthermore, because such vessels are used for public display, they generally have fine finished surfaces as well as elaborate decoration (Rice 1987:240). Non-serving vessels are used for cooking, storage, or food preparation. Cooking vessels are round or unrestricted with coarse pastes and thin walls (Rice 1987:237-238). Storage vessels generally have restricted orifices to ensure their contents stay inside and to prevent spilling when transporting (Rice 1987:240-241). Lastly, food preparation vessels that do not require heat are usually unrestricted and have simple shapes (Rice 1987:238). These vessels are rarely decorated, and they typically have internal wear and abrasions from use (Rice 1987:238).

Following Rosenswig (2007), I also compared fancy and plain tecomas. Rosenswig (2007:17) posits that wall thickness can be used as a proxy for tecomate size, and an indicator of vessel function and the number of people being served. The larger the vessel, the greater the number of people food is being prepared, for which implies feasting (Rosenswig 2007:17). Rather than measuring wall thickness, I chose to code tecomate sherds as either fine or heavy—the former being thin-walled tecomas with

fine paste, while heavy tecomates were thicker with coarser paste. Fine tecomates generally ranged from 2-3 mm in wall thickness, while heavy tecomates ranged from 4-5 mm in wall thickness. This variable, along with other attributes I coded, such as decoration or the presence of slip/burnish, can be indicative of the general function of vessels (i.e., serving vs. preparation).

Lastly, I calculated the percentage of decorated serving vessels (relative to versus all vessels coded). Decoration implies an added amount of work and energy in production and suggests that a vessel played an important social and/or symbolic role (Drennan 1976; Rice 1987:210; Rosenswig 2007:17). This is especially true when compared to plain vessels, which serve a primarily functional role (Rosenswig 2007:17). Higher percentages of fancier dishes may indicate a greater emphasis on food presentation (Rosenswig 2007:17).

Vessel size is another important factor to consider when dealing with feasting (Adams 2004; Clarke 2001; DeBoer 2003; Rosenswig 2007). However, as I noted previously, I was not able to determine vessel size for a significant number of sherds with certainty, so I did not consider this variable in my analyses.

I also took chronological data into account in order to detect if there was an increase or decrease in the emphasis on food presentation at Amalucan over time. At the site of Amomoloc in the Tlaxcacla Valley, Carballo (2011:196-202) was able to detect an increase in the ratio of serving to cooking vessels through time, as well as an increase in the frequency of decorated serving vessels, which she interpreted as evidence of a shift in the importance of food presentation. I used similar methods in studying the Amalucan collection to identify patterns comparable to those documented by Carballo (2011).

## **Style and Motifs**

I compiled a catalog of motifs observed on the sherds from Amalucan in order to understand how and why these designs may have varied during the Formative period. In total, 101 different motifs are present in the assemblage I analyzed (see Appendix B for motif catalog). Each motif was given its own code number, and multiple motifs on the same sherd were coded separately to ensure a full catalog of design elements. As different motifs were observed during the analysis, they were sketched in the codebook for reference. Decoration techniques include incising, grooving, punctation, notching, modeling, tooling, excising, and fluting.

Following Carballo (2011:149), motifs are illustrated as they would have been viewed on a complete vessel. That is, motifs located on the rim or interior were drawn as if you were looking down on the vessel, while those found on the exterior are depicted as though you were looking at the side of the vessel (Carballo 2011:149). Furthermore, for visual clarity, motifs are not drawn to scale, but rather in such a way that design intricacy is most apparent.

In order to assess how these motifs were utilized, it was necessary to determine which were used during each time period at Amalucan. General patterns might be discernible that indicate differences in which motifs were acceptable at particular times (Carballo 2011). Linking back to my previous discussion of structure and agency, potters operated within a cultural system that defined a specific set of motifs as “acceptable.” Local variation did occur, but most designs had basic elements indicative of a specific time period (e.g., double-line breaks usually date to the Middle Formative). Understanding these design patterns can also allow us to draw inferences about the

choices made by potters at Amalucan. Observed motifs may signify what decorative themes were “popular” during different time periods, and they enable us to ascertain whether there was a trend toward homogeneity and/or rearrangement of basic motif elements (Carballo 2011:209). Replication and redundancy are indicative of which motifs were important and used to transmit information (Carballo 2011:209).

Decoration is also key to discerning whether a vessel was more likely used for serving or for utilitarian purposes. The types of motifs used on these vessels can help us to infer what function(s) they likely served. Additionally, data on which motifs were used during a particular time period can be compared with evidence indicating an emphasis on food presentation. As noted earlier, higher frequencies of decorated serving vessels suggests a focus on the presentation and serving of food (i.e., public feasts) (Blitz 1993:84; Carballo 2011:196; Rosenswig 2007:17). Thus, discerning what kinds of vessels displayed what kinds of motifs can shed light on the social context of design use. At the site of Amomoloc, Carballo (2011:201) observed an increase in motif variability as well as an increase in the frequency of decorated serving vessels (relative to total vessels), indicating an emphasis on food presentation.

While Carballo was able to determine variations in motif frequencies between sub-phases at Amomoloc and Tetel, this is difficult to do with the collection from Amalucan due to the relatively coarse stratigraphic and chronological data from the site. Essentially, diachronic changes in pottery at Amalucan can only be discussed in terms of relatively long periods (Early, Middle, and Late Formative) rather than shorter phases and sub-phases (e.g., Early and Late Texoloc phases in Carballo’s study). Nevertheless, it is still possible to discern general trends in the use of different motifs. For example, there was a

dramatic shift between the Early and Middle Formative, with designs becoming more abstract. Additionally, during the Late-Terminal Formative, sites were becoming incorporated into the larger sociopolitical network of the Central Highlands (i.e., under Teotihuacan influence), which meant fewer variations in motifs were necessary for public display.

## CHAPTER 4

### *Analysis and Results*

#### **Collection Inventory and Description of Analytical Types**

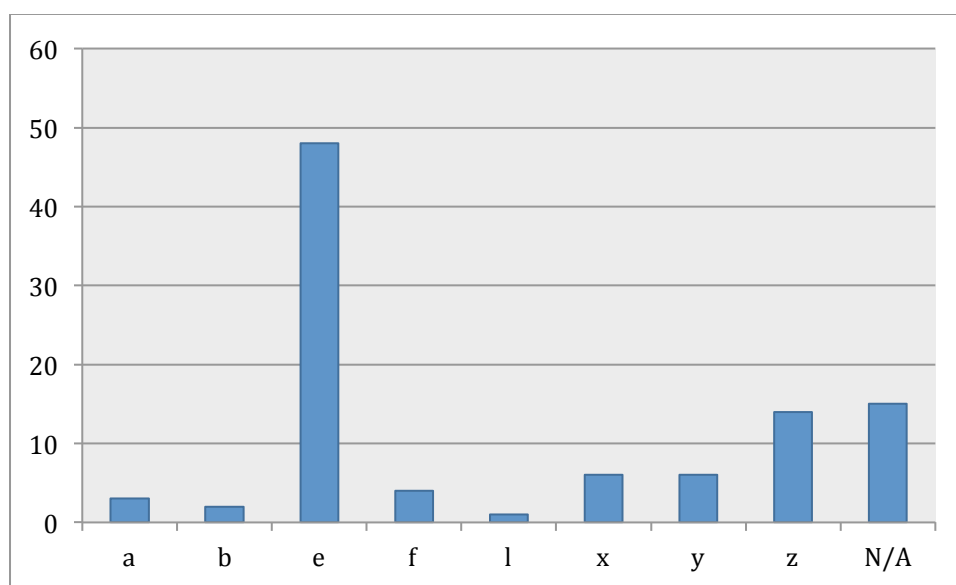
The first research goal of this thesis was to assess the collection as a whole and create an inventory of tentative types. Once I began my analysis, I decided that rather than trying to define new types, it would be preferable to retain the sherd groups defined previously by Larry Meir (see discussion in Chapter 3). The sherds in each of these groups -- which I refer to as “analytical types” or simply “types” -- are generally similar in terms of their color and surface treatment. All type names in this thesis were taken from the labels on bags and boxes in which the sherds were stored.

The following sections describe general patterns within each type -- including the frequencies of different vessel forms as well as any temporal inferences that I was able to make (e.g., excavation layers from which the sherds were collected). The dating of each type is a rough estimate based on notes by Fowler and his student Gerald Cone. At this time we do not have a precise chronology associated with the stratigraphic layers excavated at Amaluca, but rather a broad chronology divided into relatively few, long periods: Early Formative, Middle-Late Formative, Terminal Formative, and Classic/Postclassic/Modern.

#### *Buff* (n = 111)

The Buff type in the Amaluca collection consists of eight different vessels forms (Figure 4.1):

- Plates (a, ~ 3%, n=3)
- Simple bowls (b, ~ 2%, n=2)
- Bowls with downcurving-everted rims (e, ~ 48%, n=49)
- Bowls with outcurving rims (f, ~ 4%, n=4)
- Bowls with outleaning walls (l, ~ 1%, n=1)
- Heavy tecomates (x, ~ 6%, n=7)
- Fine tecomates (y, ~ 6%, n=7)
- Bowls with vertical walls and horizontal-everted rims (z, ~ 14%, n=16)
- Unidentified vessel form (N/A, ~ 16%, n=18)



**Figure 4.1** – Vessel form percentages for Buff

Most sherds (especially the bowls with downcurving-everted rims) were slipped on the exterior and interior. However, the slip tends to be very thin -- almost to the point that it is unrecognizable -- and not highly burnished. Decoration is evident on approximately 60% of the sherds, with most having incised lines along the rim or interior of the vessel. Ceramic paste ranges from fine to medium grained and was generally of brown to light

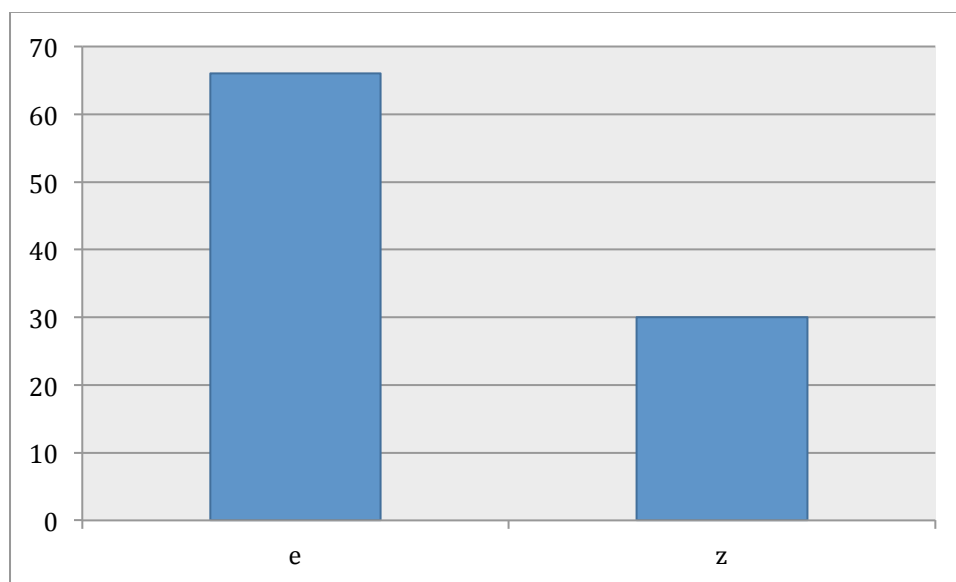
brown/buff in color. Some vessels had a black core indicating differential firing.

Buff sherds were found in all four areas at Amalucan, and from all stratigraphic levels. The highest frequency (31%) dates to the Middle Formative (Levels 8-9), with a decrease in the Middle-Late Formative (14%) and then a slight increase during the Late Formative (16%). Cleaning of the profile in Area C yielded 29 Buff sherds, most of which were fragments of either bowls with downcurving-everted rims or heavy tecomates. While it is not possible to determine their exact location within the stratigraphic sequence at Amalucan, I decided to include them in my analyses (see below).

*Black/Brown Buff* (n = 97)

Only two vessels forms comprise the Amalucan Black/Brown Buff type (Figure 4.2):

- Bowls with downcurving-everted rims (e, ~ 66%, n=45)
- Bowls with vertical walls and horizontal-everted rims (z, ~ 30%, n=25)



**Figure 4.2** – Vessel form percentages for Black/Brown Buff

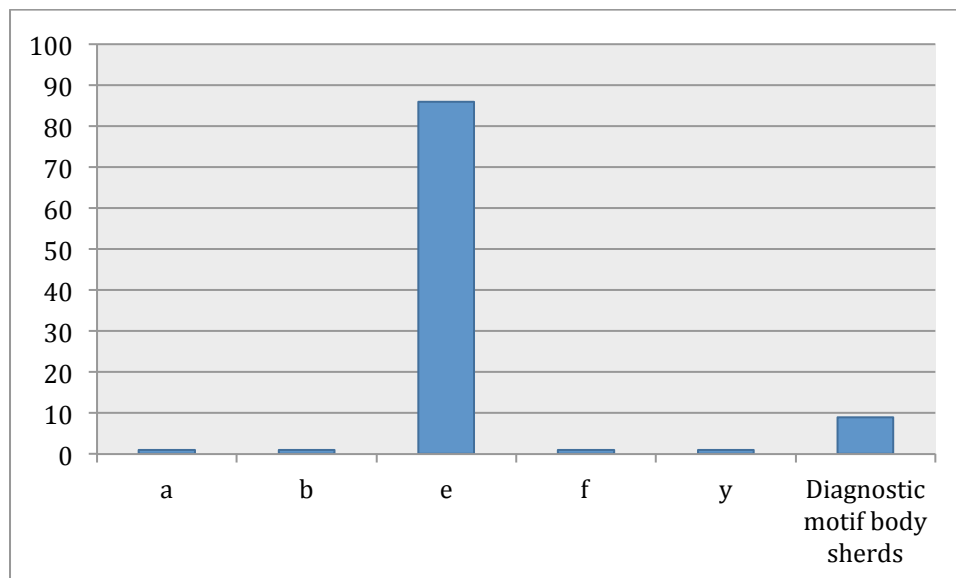
There are also a number of body sherds (vessel type unknown) with diagnostic motifs (~2%). Vessels in this type generally have a dark brown and/or black slip. Burnishing is primarily on the interior of the vessels, which are open rather than restricted. Decoration appears on all sherds except two, and similar to the Buff type, most have incised decoration on the rim or interior wall. The paste of these analytical types was overall fine to medium grained with some coarse grains. Paste colors included black, brown, and light brown/buff with some black coring.

With only one exception, Black/Brown Buff sherds were found in Area C. Similar to the Buff Type, this type was most common in the Middle Formative period (59%), decreasing to 10% in the Middle-Late Formative and 1% in the Late Formative. No sherds that could be considered Black/Brown Buff were recovered above Level 5 (Late Formative). The remaining 28% of Black/Brown Buff sherds are from the cleaning profile and thus, most likely from mixed stratigraphic levels.

*Brown Buff* (n = 76)

This type includes five vessel forms (Figure 4.3):

- Plates (a, ~ 1%, n=1)
- Simple Bowls (b, ~ 1%, n=1)
- Bowls with downcurving-everted rims (e, ~ 86%, n=65)
- Bowls with outcurving rims (f, ~ 1%, n=1)
- Fine tecomates (y, ~ 1%, n=1)
- Diagnostic motif body sherds (~ 9%, n=7)



**Figure 4.3** – Vessel form percentages for Brown Buff

All Brown Buff vessels are slipped and burnished on the interior. Color is generally lighter than the Black/Brown Buff type and ranges from medium to light brown. Similarly to the types described previously, all Brown Buff sherds are decorated with incised lines (see Table 4.11 for exact motif frequencies). These sherds generally had brown to light brown/buff colored paste that ranged from fine to medium grained. As with the previous types, several sherds black coring.

Temporal trends for this type are similar to those for the Black/Brown Buff type. Sherds primarily date to the Middle Formative period (25%) with a decrease to 16% in the Middle-Late Formative (Levels 7-6) and 6% in the Late Formative. Twenty-one sherds (31%) were from the cleaning profiles, and there was no provenience data for 5 sherds coded as Black/Brown Buff. The remaining sherds came from two different features in Area D or from the surface -- so the dating of these fragments is uncertain.

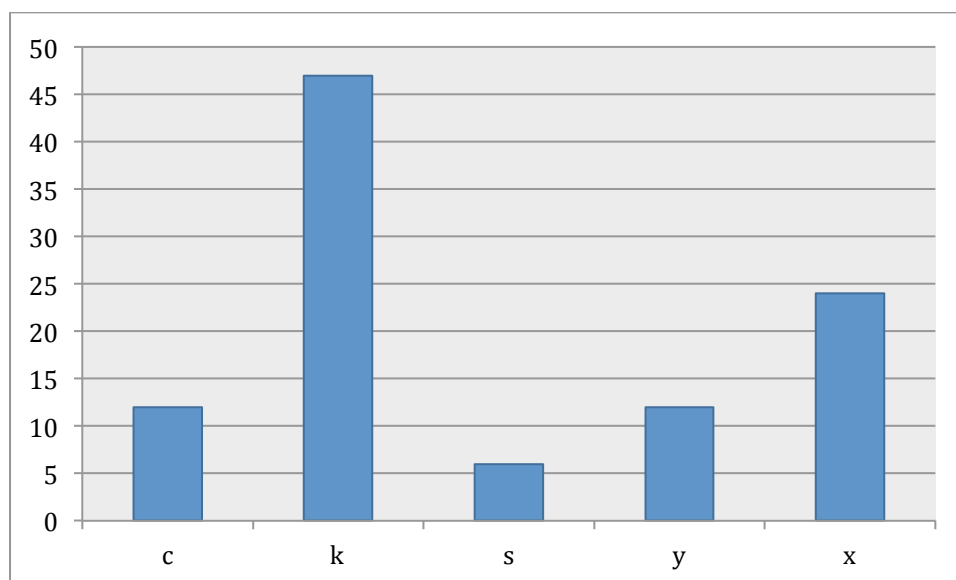
Brown Buff, in addition to Black/Brown Buff, is very similar to Mesitas Brown from the Tlaxcala Valley. Mesitas Brown vessels tend to have dark slip or are simply

burnished (Carballo 2011:89). Exteriors are roughly and/or unevenly burnished with indications of surface scraping, while their interiors have a nicer burnishing, similar to those seen at Amaluca (Carballo 2011:89). The downcurving rims, such as those found in the Brown Buff and Black/Brown Buff, are also a diagnostic feature of Mesitas Brown (Carballo 2011:89).

*White Buff* (n = 17)

The White Buff type includes five different vessel forms (Figure 4.4):

- Bowls with beveled rims (c, ~ 12%, n=2)
- Bowls with slightly incurving walls (k, ~ 47%, n=8)
- Jars with vertical necks and rims (s, ~ 6%, n=1)
- Heavy tecomates (x, ~ 12%, n=2)
- Fine tecomates (y, ~ 24%, n=4)



**Figure 4.4** – Vessel form percentages for White Buff

While all of these vessels are slipped, none are burnished. As the name suggests, all have a white exterior and interior. Except for two sherds from Area D, all come from Area C. Only 3 of the 12 sherds coded as White Buff are decorated, with simple incised designs. Most (58%) are from the Middle Formative period, while 17% are from the Middle-Late Formative. No sherds recovered above Level 6 were classified as White Buff type. Similar to the previous types, 41% of the White Buff sherds are from the cleaning profile. Paste colors included brown, black, gray, and light brown/buff. Paste texture was overall fine.

*Buff Brown and White* (n = 62)

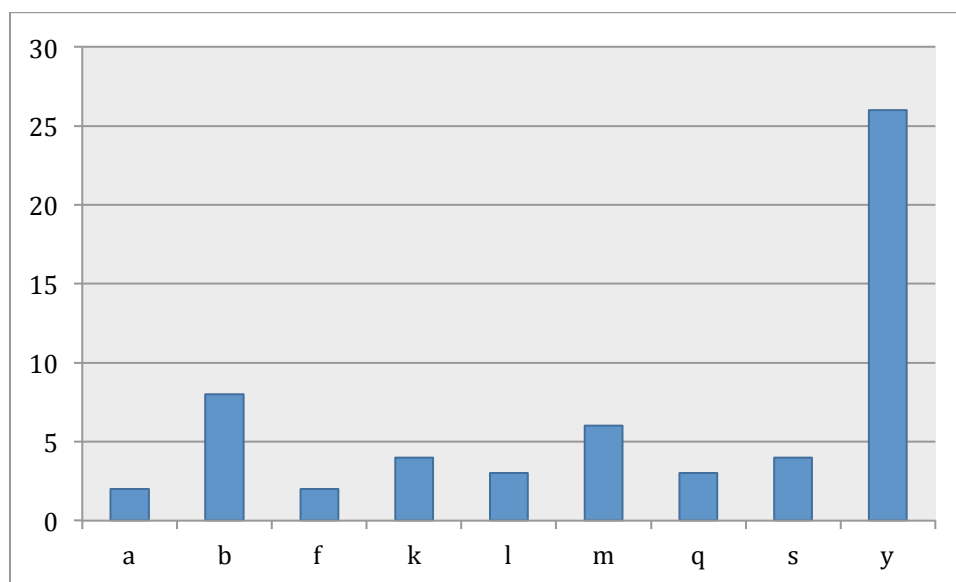
Nine vessel forms comprise the Buff Brown and White type (Figure 4.5):

- Plates (a, ~ 2%, n=1)
- Simple bowls (b, ~ 8%, n=5)
- Bowls with outcurving rims (f, ~ 2%, n=1)
- Bowls with slightly incurving walls (k, ~ 47%, n=29)
- Bowls with outleaning walls (l, ~ 3%, n=2)
- Bowls with vertical walls (m, ~ 6%, n=4)
- Composite-silhouette dishes with outcurving upper walls (q, ~ 3%, n=2)
- Jars with vertical necks and rims (s, ~ 4%, n=3)
- Fine tecomates (y, ~ 26%, n=16)

This type has a thin white slip over a buff to brown body. These vessels are not burnished, but often their interiors are scraped. Decoration includes grooved and incised lines that form basic motifs. Paste texture was primarily fine with some medium grained

sherds. Paste colors consisted of brown and light brown/buff with some black coring.

Although Buff Brown and White sherds were found in all areas, they are primarily from Area C. Approximately one-third (29%) of these sherds were recovered from Middle Formative levels, 21% were found in Levels 6-7, and about 10% came from Late Formative levels (5-4). Provenience information was not available for 34% of the Buff Brown and White sherds.



**Figure 4.5** – Vessel form percentages for Buff Brown and White

*Gloss Black* (n = 22)

The Gloss Black type at Amalucan includes a variety of vessel forms (Figure 4.6):

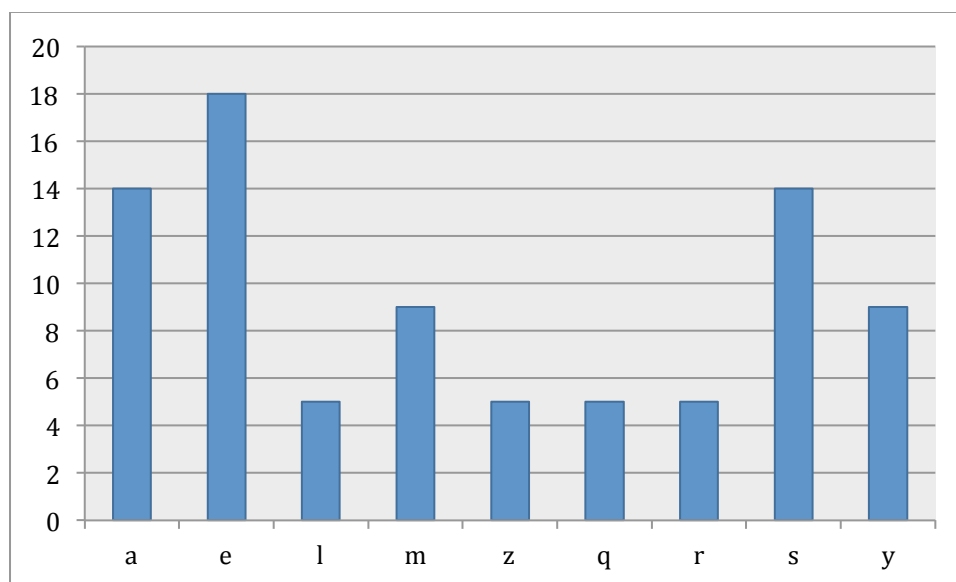
- Plates (a, ~ 14%, n=2)
- Bowls with downcurving-everted rims (e, ~ 18%, n=4)
- Bowls with outleaning walls (l, ~ 5%, n=1)
- Bowls with vertical walls (m, ~ 9%, n=2)
- Bowls with vertical walls and horizontal-everted rims (z, ~ 5%, n=1)

- Composite-silhouette dishes with outcurving upper walls (q, ~ 5%, n=1)
- Composite-silhouette vases (r, ~ 5%, n=1)
- Jars with vertical necks and rims (s, ~ 14%, n=3)
- Fine tecomates (y, ~ 9%, n=2)

There were also a number of Gloss Black body sherds with diagnostic motifs (~ 14%).

The surfaces of Gloss Black vessels are slipped dark black and highly polished. These differ from the Black/Brown Buff types in the uniformity of their color, thicker slip, and the highly burnished surfaces. Most sherds are incised, grooved, modeled, or have different forms of tooling. There is also a greater variety of motifs in this type compared to the buff types. Paste texture is primarily very fine to fine grained and paste colors vary from black to brown to light brown/buff.

Gloss Black sherds were found in Areas A, B, and C. Most (45%) were recovered from Middle Formative levels. Only one Gloss Black sherd was found in Level 6, and another came from Level 2. The remainder (36%) do not have provenience data.

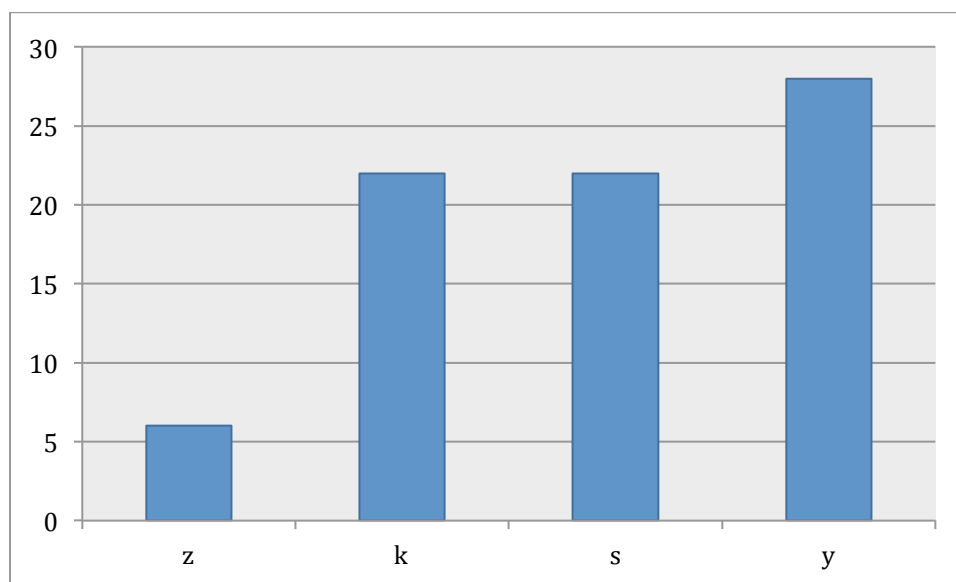


**Figure 4.6** – Vessel form percentages for Gloss Black

*Modeled Gloss Black* (n = 19)

Modeled Gloss Black type consists of four different vessel forms (Figure 4.7):

- Bowls with horizontal-flat rims (z, ~ 6%, n=1)
- Bowls with slightly incurving walls (k, ~ 22%, n=4)
- Jars with vertical neck and rim (s, ~ 22%, n=4)
- Fine tecomates (y, ~ 28%, n=5)



**Figure 4.7** – Vessel form percentages for Modeled Gloss Black

I also coded various body sherds with diagnostic motifs (~ 22%). While the type name suggests that sherds were modeled, most have incised decoration instead. Motifs are very intricate on the jars and tecomates, which have both grooved and incised decoration.

Only two sherds exhibit modeling or tooling -- one with a double downcurving motif and the other with a wave-like exterior (Appendix B). These vessels have a thick black slip and are generally burnished on the exterior. The tecomates are also scraped on their interiors. Paste textures range from very fine to fine with paste colors including black, brown, and light brown/buff.

Approximately 44% of Modeled Gloss Black sherds date to the Middle Formative. Again, there was a decrease in the frequency of this type through time, with a mere 6% dating to the end of the Formative.

*Matte Black* (n = 54)

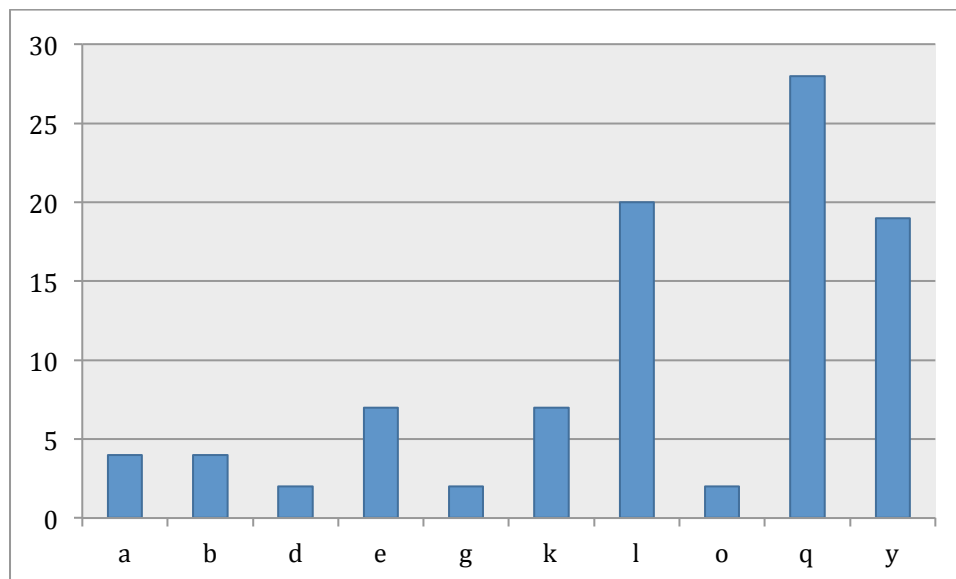
Like the Gloss Black type, the Matte Black type has a wide variety of vessel forms (Figure 4.8):

- Plates (a, ~ 4%, n=2)
- Simple bowls (b, ~ 4%, n=2)
- Bowls with horizontal-flat rims (d, ~ 2%, n=1)
- Bowls with downcurving-everted rims (e, ~ 7%, n=4)
- Bowls with outcurving rims and bands of interior thickening along their rims (g, ~ 2%, n=1)
- Bowls with slightly incurving walls (k, ~ 7%, n=4)
- Bowls with outleaning walls (l, ~ 20%, n=11)
- Closed bowls with incurving walls and direct rims (o, ~ 2%, n=1)
- Composite-silhouette dishes with outcurving upper walls (q, ~ 28%, n=15)
- Fine tecomates (y, ~ 19%, n=10)

All Matte Black sherds have a black slip, although the surface is less polished than the Gloss Black types. While a significant number of sherds have burnished interiors (particularly on open vessels), most exteriors are not burnished. Decoration is much less common on Matte Black sherds than it is on other black type vessels. Paste colors include black, gray, brown, and light brown/buff with several sherds having black cores. Paste

texture ranges from very fine to medium grained.

Matte Black sherds were found in Areas A, B, and C at Amalucan. Similar to types discussed previously, the highest frequency of Matte Black type is in the Middle Formative (39%), with a decrease in the Middle-Late Formative (22%) and the Late Formative (11%).



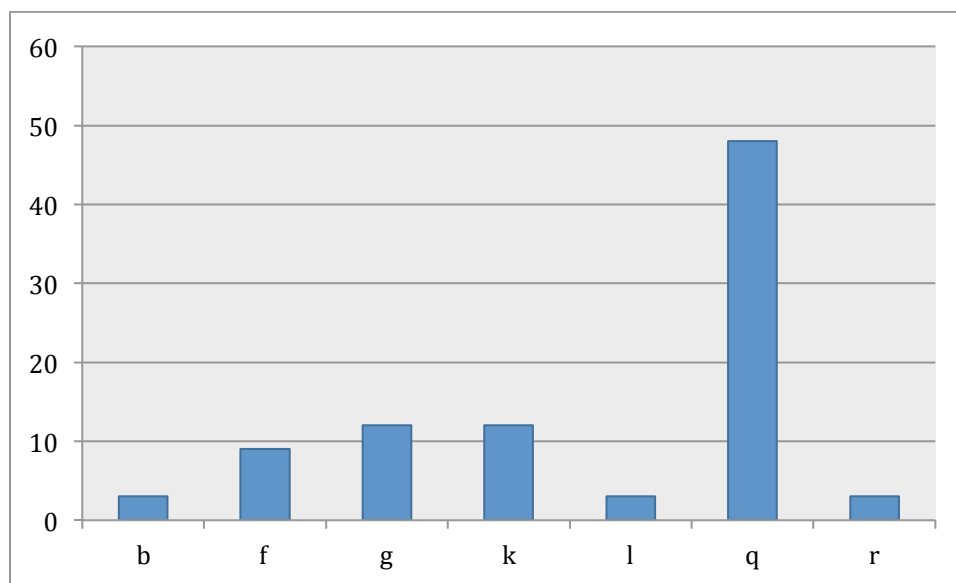
**Figure 4.8** – Vessel form percentages for Matte Black

*Gloss Brown* (n = 33)

Sherds classified as Gloss Brown type represent seven different vessel types (Figure 4.9):

- Simple bowls (b, ~ 3%, n=1)
- Bowls with outcurving rims (f, ~ 9%, n=3)
- Bowls with outcurving rims and bands of interior thickening along their rims (g, ~ 12%, n=4)
- Bowls with slightly incurving walls (k, ~ 12%, n=4)
- Bowls with outleaning walls (l, ~ 3%, n=1)

- Composite-silhouette dishes with outcurving upper walls (q, ~ 48%, n=16)
- Composite-silhouette vases (r, ~ 3%, n=1)



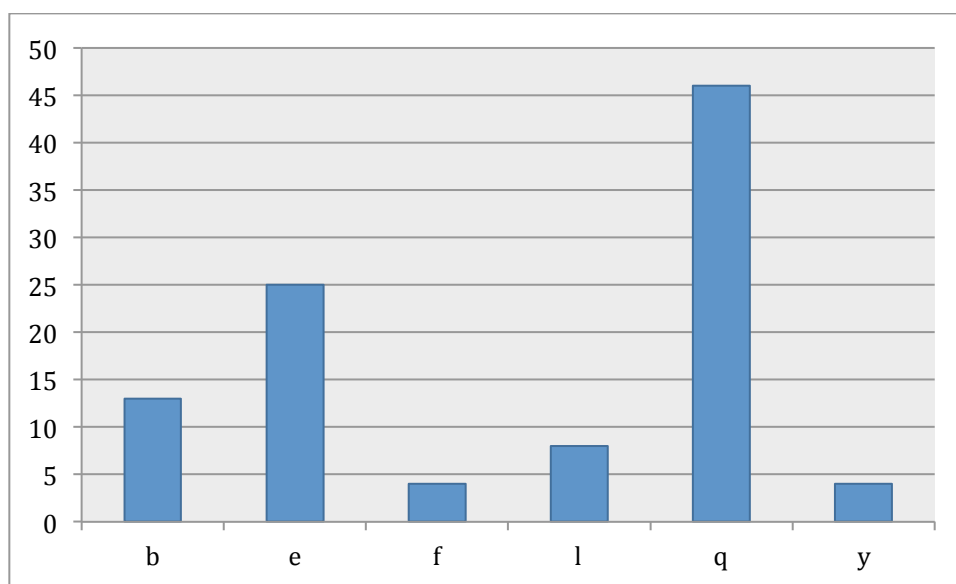
**Figure 4.9** – Vessel form percentages for Gloss Brown

Gloss Brown sherds generally have a thick brown slip and highly polished interior. Paste texture is primarily fine but also includes very fine and medium grains. The paste color for Gloss Brown ranges from black to brown to light brown/buff, with most sherds being light brown/buff. Decoration is not as common in this type, but there is a significant number of composite-silhouette vessels when compared to other types. There is also a vessel form that is restricted to this type: bowls with an interior thickening along the rim. All these bowls have notching along the exterior of the rim. Found in all areas of Amalucan, this type was most prominent during the Middle Formative (45%) and like all the types previously discussed, decreased (to 15%) by the end of the Formative period.

*Gloss Red Brown* (n = 27)

Vessels forms for Gloss Red Brown type include (Figure 4.10):

- Simple bowls (b, ~ 13%, n=3)
- Bowls with downcurving-everted rims (e, ~ 25%, n=6)
- Bowls with outcurving rims (f, ~ 4%, n=1)
- Bowls with outleaning walls (l, ~ 8%, n=2)
- Composite-silhouette dishes with outcurving upper walls (q, ~ 46%, n=11)
- Fine tecomates (y, ~ 4%, n=1)



**Figure 4.10** – Vessel form percentages for Gloss Red Brown

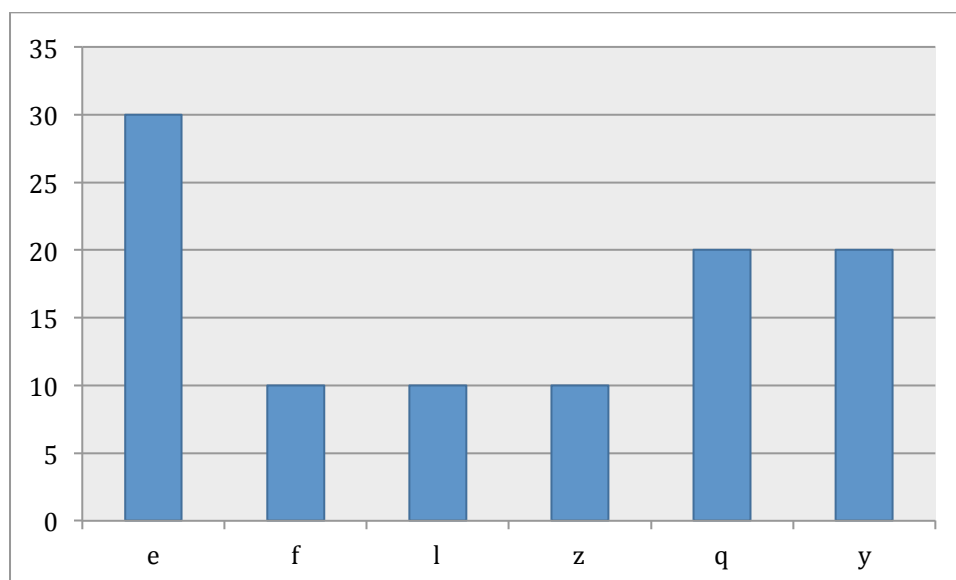
Similar to the other gloss types, Gloss Red Brown has a thick slip that, as its name suggests, is a single red/brown color. The interiors of most sherds are highly burnished, while exteriors are generally scraped. Decoration is uncommon in this type and consists of simple incised lines. Paste texture is varied among the Gloss Red Browns and includes very fine, fine, medium, and coarse. Paste colors are also varied including black, brown, light brown/buff, gray, and orange-gray.

This type was found primarily in Area A, with a few sherds recovered in Areas C and B. No Gloss Red Brown sherds were found at Area D. This type appears to span both the Middle Formative (21%) and Late Formative (24%). Unfortunately, seven sherds (21%) do not have provenience data, and one sherd was from surface collections.

*Gloss Buff* (n = 10)

Vessel forms for Gloss Buff type include (Figure 4.11):

- Bowls with downcurving-everted rims (e, ~ 30%, n=3)
- Bowls with outcurving rims (f, ~ 10%, n=1)
- Bowls with outleaning walls (l, ~ 10%, n=1)
- Bowls with vertical walls and horizontal-everted rims (z, ~ 10%, n=1)
- Composite-silhouette dishes with outcurving upper walls (q, ~ 20%, n=2)
- Fine tecomates (y, ~ 20%, n=2)



**Figure 4.11** – Vessel form percentages for Gloss Buff

While the sample size for this type is relatively small (10 sherds), it was necessary to distinguish these fragments from the other Buff types because the Gloss Buff is characterized by more highly polished surfaces. Only one sherd was decorated with a single incised line. As with previous analytical types, paste color includes brown and light brown/buff with paste texture ranging from fine to medium. Most of these sherds were from the Middle Formative levels (80%), while one was from a Late Formative context, and one had no provenience data. Gloss Buff was found only in Area A and one sherd in Area B. No sherds representing Gloss Buff were found in Areas C or D.

*Gloss Orange Red* (n = 63)

I identified eight vessel forms among the Gloss Orange Red sherds (Figure 4.12):

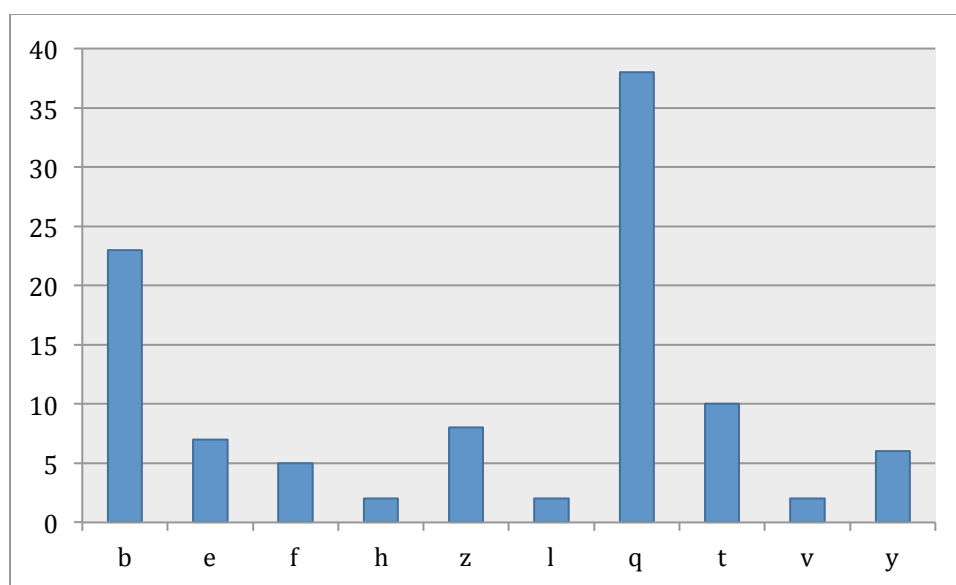
- Simple bowls (b, ~ 23%, n=14)
- Bowls with downcurving-everted rims (e, ~ 7%, n=4)
- Bowls with outcurving rims (f, ~ 5%, n=3)
- Bowls with exterior folds at their rims (h, ~ 2%, n=1)
- Bowls with outleaning walls (l, ~ 2%, n=1)
- Bowls with vertical walls and horizontal-everted rims (z, ~ 8%, n=5)
- Composite-silhouette dishes with outcurving upper walls (q, ~ 38%, n=22)
- Jars with outcurving necks and direct rims (t, ~ 10%, n=6)
- Jars with outcurving necks and downcurving rims (v, ~ 2%, n=1)
- Fine tecomates (y, ~6%, n=4)

Gloss Orange Red has a thick orange slip and, like other gloss types, is highly burnished.

While all sherds classified as Gloss Orange Red have either an orange-red interior or

exterior, there are some that also have a brown to tan exterior or interior. Some Gloss Orange Red sherds have decoration, including notches and simple incised lines. Paste color includes brown, light brown/buff, and pink-red with paste texture varying from fine, medium, and coarse.

Similar to other types, the highest percentage of Gloss Orange Red dates to the Middle Formative (56%). Approximately 16% of the sherds were recovered from Middle-Late Formative levels, and only 8% were from the Late Formative. Gloss Orange Red was found primarily in Area A, with only a few sherds from area C and none from Areas B or D.



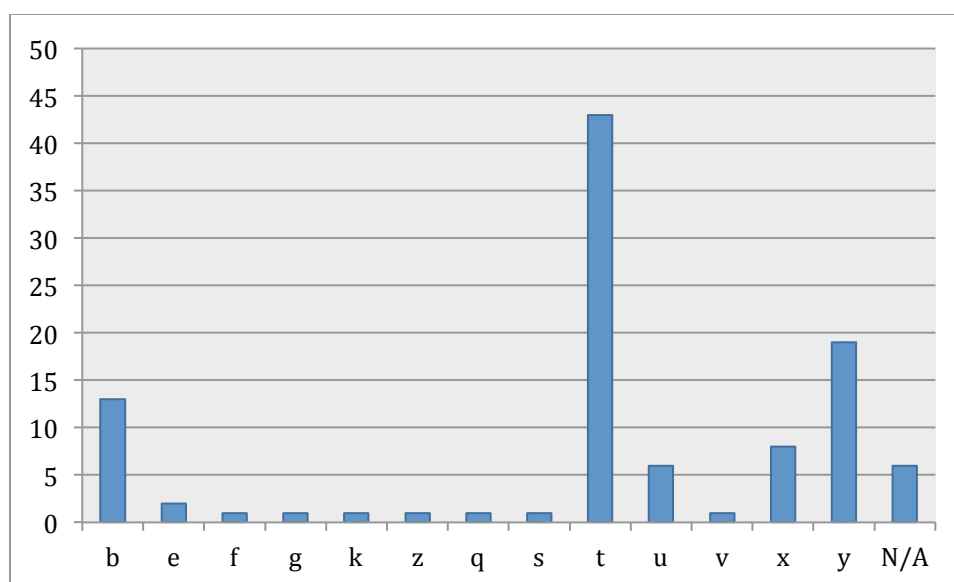
**Figure 4.12** – Vessel form percentages for Gloss Orange Red

*Red* (n = 408)

A total of 175 sherds were classified as Red type. These include the following vessel forms (Figure 4.13):

- Simple bowls (b, ~ 13%, n=48)

- Bowls with downcurving-everted rims (e, ~ 2%, n=7)
- Bowls with outcurving rims (f, ~ 1%, n=5)
- Bowls with outcurving rims and bands of interior thickening along their rims (g, ~ 1%, n=4)
- Bowls with slightly incurving walls (k, < 1%, n=1)
- Bowls with vertical walls and horizontal-everted rims (z, < 1%, n=2)
- Composite-silhouette dishes with outcurving upper walls (q, < 1%, n=1)
- Jars with vertical necks and rims (s, ~ 1%, n=5)
- Jars with outcurving necks and direct rims (t, ~ 43%, n=158)
- Jars with outcurving or vertical necks and horizontal-everted rims (u, ~ 6%, n=22)
- Jars with outcurving necks and downcurving rims (v, ~ 1%, n=5)
- Heavy tecomates (x, ~ 8%, n=28)
- Fine tecomates (y, ~ 19%, n=68)
- Unidentified vessel forms (N/A, ~ 6%, n=13)



**Figure 4.13** – Vessel form percentages for Red

Approximately half of Red type sherds are large jar fragments; these generally have a buff interior, red-slipped rim, and a red-slipped or plain buff exterior. Such vessels are similar to Laguna Red-and-Scraped found in the Tlaxcala Valley (Carballo 2011; Lesure 2006). The majority of bowls are red-slipped and unburnished, although they can also have a buff interior or exterior. Overall, Red type tecomates have scraped, buff to tan interiors and red-slipped exteriors. Due to the varied nature of vessel forms amongst Reds, paste texture varies from fine to very coarse. Color also varies and includes brown, light brown/buff, and gray.

Red type sherds were found in all areas at Amalucan. About 26% of the fragments came from Levels 8-10, indicating they were from the Middle Formative. Levels 11-14 (Early-Middle Formative) contained very few Red type sherds (2%). There was a decrease in Levels 7-6 (9%), followed by an increase in the Late Formative (20%) in Levels 5-4. Levels 3 to the surface yielded the second highest frequency of Red types (24%). The remaining sherds were either recovered from the cleaning profile (12%) or had no provenience data (3%).

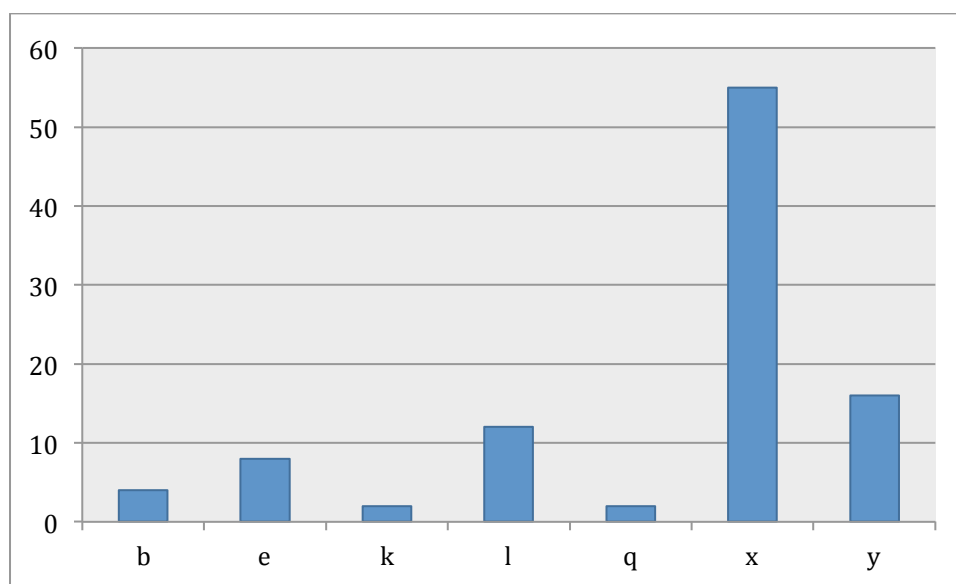
*Orange* (n = 114)

Vessels forms classified as Orange type include (Figure 4.14):

- Simple bowls (b, ~ 4%, n=4)
- Bowls with downcurving-everted rims (e, ~ 8%, n=8)
- Bowls with slightly incurving walls (k, ~ 2%, n=2)
- Bowls with outleaning walls (l, ~ 12%, n=12)
- Composite-silhouette dishes with outcurving upper walls (q, ~ 2%, n=2)

- Heavy tecomates (x, ~ 55%, n=56)
- Fine tecomates (y, ~ 16%, n=16)

Similar to the Reds, Orange type tecomates (both heavy and fine) generally have an orange-slipped exterior with a scraped, buff-tan interior. Burnishing varies but is only found on the exterior of the vessel. Most bowls also have an orange slip with a varying degree of exterior burnishing. Decoration is not common and is primarily found on bowls. Paste texture comprised of fine, medium, and coarse grains with paste coloring including black, brown, light brown/buff, and pink-red.



**Figure 4.14** – Vessel form percentages for Orange

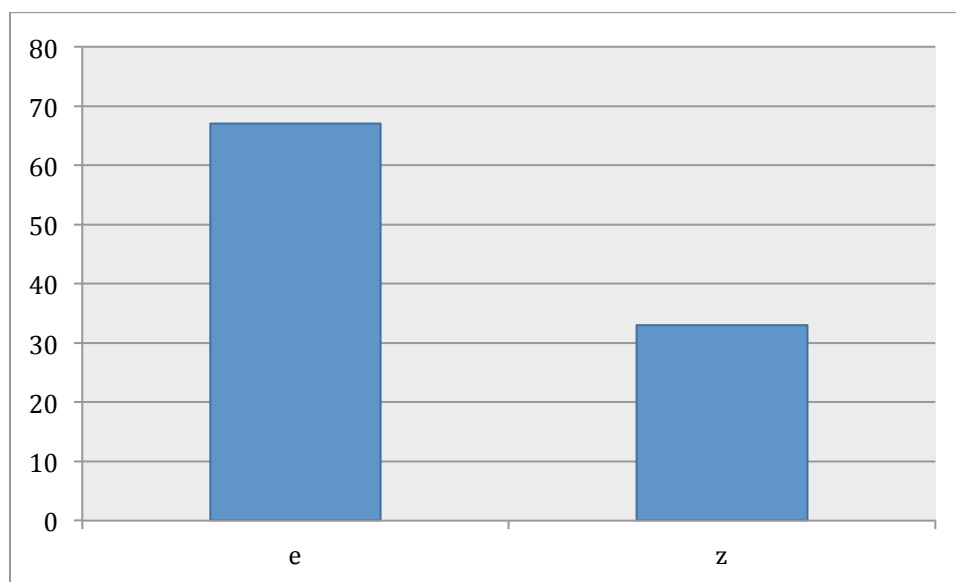
Orange type sherds were found in all areas at Amalucan and appear to date to all time periods. As the highest percentage of Orange types was recovered from Levels 11-8 (44%), it appears that (similar to other types) these were most in use during the Middle Formative period. Levels 7-6 yielded 25% of the Orange type sherds, while only 17% came from the Late Formative Levels (5-4). Approximately 5% of Orange type sherds coded for this thesis were recovered from Levels 3 to the surface, while 12% did not have

provenience data.

*Orange-Red Buff* (n = 43)

Orange-Red Buff type includes only two vessel forms (Figure 4.15):

- Bowls with downcurving-everted rims (e, ~ 67%, n=29)
- Bowls with vertical walls and horizontal-everted rims (z, ~ 33%, n=14)



**Figure 4.15** – Vessel form percentages for Orange-Red Buff

Sherds classified as Orange-Red Buff have burnished interiors with plain exteriors. The slip color is primarily orange-red. Decoration is abundant in this type, and motifs primarily consist of either double or single incised lines. All areas at Amalucan yielded Orange-Red buff sherds. Paste texture was primarily fine with some medium and coarse grained sherds. Paste colors included brown, light brown/buff, and pink-red.

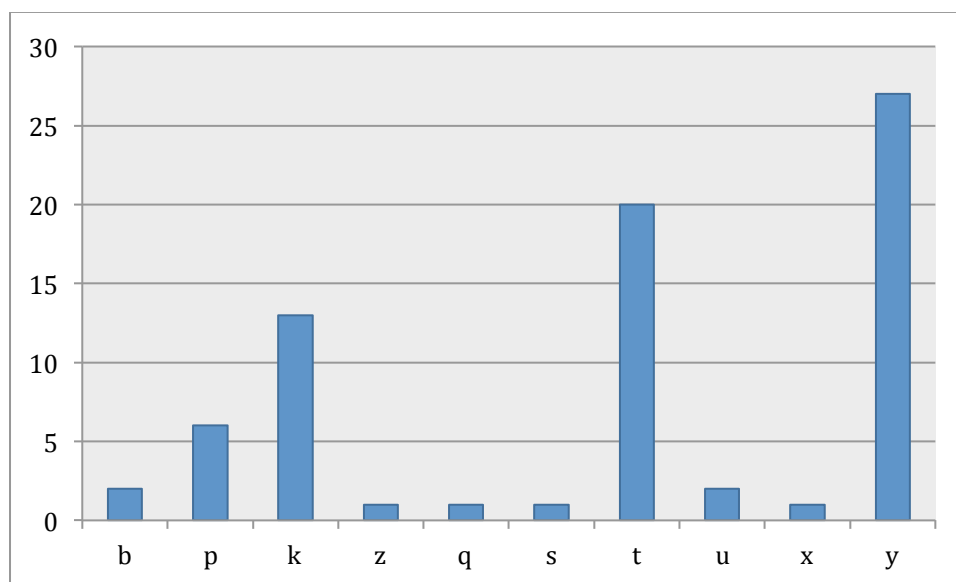
The highest frequency of Orange-Red buff sherds is from the Middle Formative (37%). There was a decrease in Levels 7-6 (14%), and then a slight increase in the Late Formative at levels 5-4 (16%). The remaining sherds (26%) were either from the cleaning

profile or did not have provenience data.

*Orange Red* (n = 173)

I identified nine vessel forms among the Orange Red type sherds (Figure 4.16):

- Simple bowls (b, ~ 2%, n=3)
- Bowls with pinched in walls (j, ~ 6%, n=10)
- Bowls with slightly incurving walls (k, ~ 13%, n=22)
- Bowls with vertical walls and horizontal-everted rims (z, ~ 1%, n=1)
- Composite-silhouette dishes with outcurving upper walls (q, ~ 1%, n=2)
- Jars with vertical necks and rims (s, ~ 1%, n=1)
- Jars with outcurving necks and direct rims (t, ~ 20%, n=34)
- Jars with outcurving or vertical necks and horizontal-everted rims (u, ~ 2%, n=3)
- Heavy tecomates (x, ~ 1%, n=1)
- Fine tecomates (y, ~ 27%, n=42)



**Figure 4.16** – Vessel form percentages for Orange Red

I also coded a significant number of body sherds (~ 28%) with diagnostic motif. Vessels classified as Orange Red Type have an orange-red slip on their exterior with a scraped and buff-colored interior. Bowls and tecomates generally have a burnished exterior. Orange red type jars are similar to Red type jars, in that they are scraped on the interior and exterior while their rims are slipped orange red and polished. Many Orange Red body sherds are highly decorated body sherds with a wide range of motifs (see Figure 4.11 for motif frequencies). Paste texture for Orange Reds was primarily fine or coarse grained with paste colors including black, brown, light brown/buff, gray, pink-red, and orange-grey.

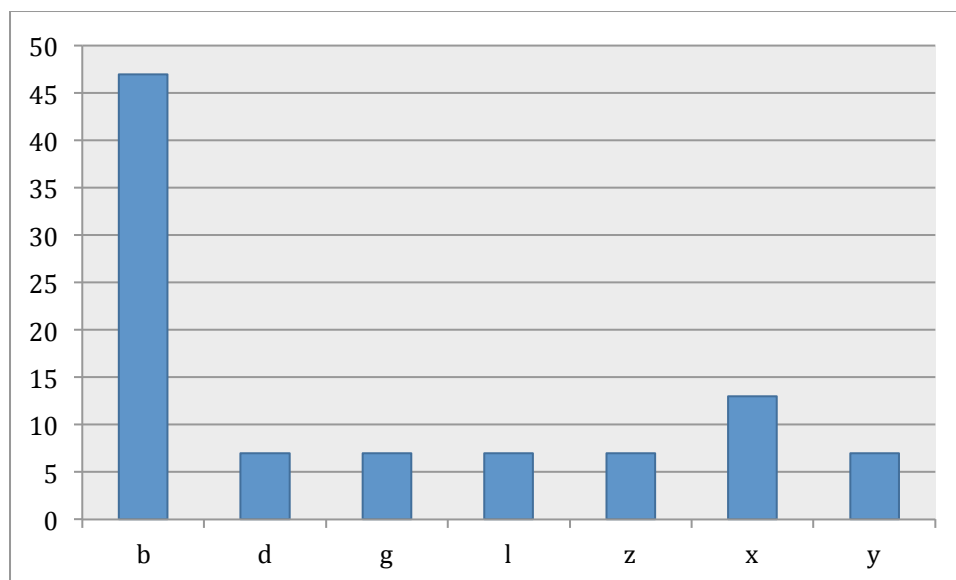
This type was found in all excavation areas, and it appears to pertain to all time periods. The lowest levels (11-14) yielded 4% of the Orange Red sherds. The highest frequency of Orange Red sherds date to the Middle Formative (40%), with a significant drop in Levels 7-6 (9%) followed by a slight increase (12%) by the Late Formative. Level 3 to the surface contained roughly 10% of the Orange Red sherds. Lastly, approximately 9% of sherds did not have provenience information, in addition to the 16% from the cleaning profile.

#### *Red on White* (n = 15)

Vessels forms for Red on White type include (Figure 4.17):

- Simple bowls (b, ~ 47%, n=7)
- Bowls with beveled rims (d, ~ 7%, n=1)
- Bowls with outcurving rims and bands of interior thickening along their rims (g, ~ 7%, n=1)

- Bowls with outleaning walls (l, ~ 7%, n=1)
- Bowls with vertical walls and horizontal-everted rims (z, ~ 7%, n=1)
- Heavy tecomates (x, ~ 13%, n=2)
- Fine tecomates (y, ~ 7%, n=1)



**Figure 4.17** – Vessel form percentages for Red on White

As the name suggests, these vessels have varying patterns of white and red slip on their exterior or interior surface. Generally, rims have red slip while the bodies are white. Decoration is also very intricate on these vessels, including incised and excised motifs (see Figure 4.11). Closed vessels tend to have buff to brown colored interiors. Paste texture was overall medium to coarse with some being fine grained. Paste colors included brown, light brown/buff, and gray.

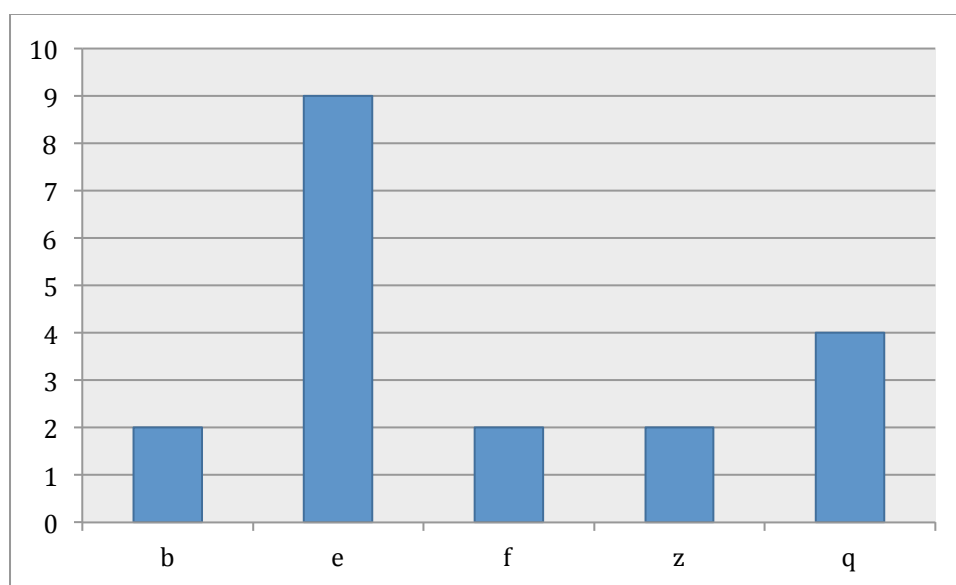
Even though this type only consists of 15 sherds, these were recovered in Areas A, B, and C. Many of these sherds (40%) come from Levels 8-9 or the Middle Formative period. There is only one sherd (7%) from Level 6, with three sherds (33%) coming from the surface. Approximately 33% have no stratigraphic provenience data, and 7% came

from a cleaning profile.

*Fine Gray* (n = 44)

There are five vessel forms classified as Fine Gray type (Figure 4.18):

- Simple bowls (b, ~ 2%, n=1)
- Bowls with downcurving-everted rims (e, ~ 9%, n=4)
- Bowls with outcurving rims (l, ~ 2%, n=1)
- Bowls with vertical walls and horizontal-everted rims (z, ~ 2%, n=1)
- Composite-silhouette vases (q, ~ 4%, n=2)



**Figure 4.18** – Vessel form percentages for Fine Gray

In addition, I coded many Fine Gray body sherds -- some with diagnostic motifs (~ 4%), but most plain (~ 76%). For other types, I included only rim and body sherds with motifs. However, I chose to code undiagnostic Fine Gray body sherds because Cone (n.d.) argued that this is a trade type from the Tehuacan Valley, due to its resemblance to Quachilco Gray, a ceramic type common during the Late Santa Maria phase (450-150

B.C.) (see MacNeish et al. 1970:102-176).

Overall, there appears to be two different categories of Fine Gray type. One has a highly burnished surface and an almost waxy feel. The second category is smooth but has more of a matte finish. This type is primarily unslipped and has a very fine, gray paste. This type was primarily recovered in Area A, but was also found in Areas B, C, and D. Approximately one third (32%) of the Fine Gray sherds date to the Middle Formative (Levels 8-9), with only 11% found in Late Formative Levels.

#### *Type Frequencies Through Time*

During the Middle Formative, the four most common types were Red (19% of total sherds), Orange Red (15%), Black Brown Buff (12%), and Orange (10%) (Table 4.1). This is also the only time period where all types were represented in the stratigraphy at Amalucan. During the Middle-Late Formative, this pattern shifted slightly with the four most common types being Red (19%), Orange (14%), Orange Red (9%), and Buff (9%). The two types that were not found in these levels are Fine Gray and Gloss Buff. In the Late Formative there was a significant increase in Red types (49%) with the next three highest being again Orange Red (12%), Buff (9%), and Orange (9%). White Buff, Gloss Black, Gloss Red Brown, and Red on White types were not found in Late Formative levels.

Overall, there was a greater variety of types during the Middle Formative, and it appears that this variety decreased significantly by the Late Formative. While most types were still present in Late Formative levels, they were found in lower frequencies than in the Middle or Middle-Late levels, with a predominance of Reds.

Types	Early Formative	Middle Formative	Mid-Late Formative	Late Formative	Post-Formative	N/A n=357
	Levels 11 - 14 n=26	Levels 8 - 10 n=484	Levels 7 - 6 n=184	Levels 5 - 4 n=193	Levels 1 - 3 n=140	
Bu	0	7%	9%	9%	4%	10%
BlBrBu	0	12%	6%	1%	0	8%
BrBu	0	4%	6%	2%	4%	7%
WBu	0	1%	1%	0	2%	1%
BuBrW	4%	4%	7%	3%	1%	6%
GIBl	4%	2%	<1%	0	1%	2%
MoGIBl	4%	2%	3%	1%	1%	1%
MaBl	8%	4%	7%	3%	2%	3%
GIBr	0	3%	4%	3%	2%	1%
GIRBr	4%	2%	6%	0	1%	<1%
GIBu	0	2%	0	<1%	0	<1%
GIOrR	8%	7%	6%	3%	1%	3%
R	27%	19%	19%	49%	64%	26%
Or	19%	10%	14%	9%	4%	4%
OrRBu	4%	3%	3%	4%	2%	3%
OrR	15%	15%	9%	12%	12%	12%
RW	0	1%	<1%	0	0	2%
FGr	4%	2%	0	1%	0	9%

**Table 4.1 - Temporal trends in type frequencies**

### **Feasting Data at Amaluca**

Data related to food presentation are organized temporally and by excavation area. The data are further separated into serving and non-serving categories. Decorated serving vessels were also recorded and broken down into different motif categories, making it easier for the reader to observe decoration trends. Motif categories were created by grouping motifs with similar design elements (See Appendix B for motif category description and organization).

#### *Area A*

As Table 4.2 indicates, I considered 356 sherds from Area A in an attempt to identify evidence of feasting. Approximately half of these sherds (48%) date to the Middle Formative (Levels 8-10). During that period, ceramic evidence suggests there was a greater frequency of serving vessels (60%) than non-serving vessels (40%), indicating a possible emphasis on food presentation rather than storage or preparation. Approximately 32% of serving vessels were decorated -- another possible indicator of public food presentation. While the percentage of serving vessels in Levels 7-6 was even greater (68%), fewer sherds were collected from these levels than those of the Middle Formative. The percentage of decorated serving vessels remained the same from the Middle Formative to Levels 7-6 (32%). By the Late Formative (Levels 5-4), serving vessels were even more abundant (74%), although the frequency of decorated serving vessels decreased (22%).

Overall, the pattern of ceramic data from Area A suggests an emphasis on food presentation. Moreover, there is a continuous predominance of serving vessels (relative to

non-serving vessels) in Area A from the Middle to Late Formative. The decrease in decorated serving vessels may indicate a change in the importance of decorative motifs on serving vessels, or that decoration became less important for food presentation.

	Early Formative	Middle Formative	Mid-Late Formative	Late Formative	Post-Formative	Cleaning Profile	No Prov
	Levels 11 - 14	Levels 8 - 10	Levels 7 - 6	Levels 5 - 4	Levels 3 - Surface		
<b>Total Sherds</b>	<b>15</b>	<b>171</b>	<b>59</b>	<b>31</b>	<b>22</b>	<b>6</b>	<b>52</b>
Non-serving	5	69	19	8	11	1	15
Serving	10	102	40	23	11	5	37
Decorated Serving*	4	33	13	5	5	2	14
A	1	18	12	4	1	1	5
B	-	1	-	-	1	-	1
C	-	3	-	-	2	-	2
D	-	2	-	-	-	-	-
E	-	1	-	-	-	-	-
F	-	-	-	-	-	-	-
G	1	3	-	-	-	-	-
H	-	3	1	-	1	1	3
I	1	-	1	-	-	-	-
J	1	1	-	-	-	-	1
K	-	2	-	1	-	-	1
L	-	-	-	-	-	-	-
M	-	-	-	-	-	-	1
N	-	-	--	-	-	-	-
O	-	-	-	-	-	-	-
P	-	-	-	-	-	-	-
Q	-	1	-	-	-	-	-

**Table 4.2 - Data on food presentation, Area A**  
 Comparison of serving to non-serving vessels over time  
 \*Motif category frequencies (see Appendix B for descriptions)

*Area B*

A total of 178 sherds from Area B were included in my analysis of feasting evidence. Six sherds from Area B were not included because they did not have diagnostic attributes needed for this type of analysis. Overall, there appears to be a higher concentration of Late to Terminal Formative pottery in area B, relative to Early or Middle Formative material (Table 4.3). While there were more serving vessels than non-serving vessels during the Early and Middle Formative periods (Levels 14-8), there are only 22 sherds from both of these time periods. During the Late to Terminal Formative (Levels 7-4), the ceramic data indicates there were more non-serving vessels than serving vessels, suggesting a greater focus on storage or preparation rather than food presentation. Furthermore, the uppermost levels yielded even higher frequencies of non-serving vessels (75%), suggesting even less emphasis on food presentation.

Relatively few decorated sherds were recovered in Area B. However, nearly 38% of Middle Formative serving vessels were decorated. This percentage increased in Levels 7-6 (40%), and then decreased to 33% by the Late Formative (Levels 5-4).

From the data collected, it seems that food presentation was an important activity in Area B at Amalucan. This is most likely due to the fact that Area B was located within the water management system, rather than a residential or public ceremonial zone of the site. It is interesting to note is that there is an apparent increase in sherd density coinciding with the abandonment of the water management system, perhaps indicating a new purpose for this area when the large mound was built during the Late Formative (around 200 B.C.).

	Early Formative	Middle Formative	Mid-Late Formative	Late Formative	Post-Formative	Cleaning Profile	No Prov
	Levels 11 - 14	Levels 8 - 10	Levels 7 - 6	Levels 5 - 4	Levels 3 - Surface		
<b>Total Sherds</b>	<b>9</b>	<b>13</b>	<b>26</b>	<b>57</b>	<b>51</b>	<b>5</b>	<b>18</b>
Non-serving	2	5	16	30	38	3	9
Serving	7	8	10	27	13	2	9
Decorated Serving*	0	3	4	9	5	0	7
A	-	2	3	2	3	-	6
B	-	1	-	1	1	-	1
C	-	-	-	1	-	-	-
D	-	-	-	-	-	-	-
E	-	-	-	-	-	-	-
F	-	-	-	-	-	-	-
G	-	-	-	1	-	-	-
H	-	-	-	-	1	-	1
I	-	-	-	1	-	-	-
J	-	-	1	-	-	-	1
K	-	-	-	1	-	-	-
L	-	-	-	1	-	-	-
M	-	-	-	-	-	-	-
N	-	-	-	-	-	-	-
O	-	-	-	1	-	-	-
P	-	-	-	-	-	-	-
Q	-	-	-	1	-	-	-

**Table 4.3 - Data on food presentation, Area B**  
Comparison of serving to non-serving vessels over time  
\*Motif category frequencies (see Appendix B for descriptions)

*Area C*

A total of 463 sherds from Area C were analyzed for evidence of feasting, while 49 sherds were excluded because they were not diagnostic (Table 4.4). The percentage of serving (as opposed to non-serving) vessels was highest (61%) in the Middle Formative (Levels 8-10), then decreased to 54% in the Middle-Late Formative (Levels 7-6), and finally, to 45% by the Late Formative (Levels 5-4). Similarly, the percentage of serving vessels that were decorated decreased through time -- with a high of 86% in the Middle Formative (when food presentation appears to have been most emphasized), followed by 65% in the Middle-Late Formative, and a low of 61% in the Late Formative. To summarize, the evidence suggests a decrease in food presentation over time in Area C, as well as a decline in the decoration of serving vessels.

Although the sherds from the cleaning profile do not have exact stratigraphic context, a significant number (31%) are fragments of bowls with downcurving-everted rims, a vessel form highly indicative of Formative food presentation. Furthermore, 81% of these bowls are decorated -- another possible indicator of an emphasis on the presentation of food for the purpose of social differentiation.

	Early Formative	Middle Formative	Mid-Late Formative	Late Formative	Post-Formative	Cleaning Profile	No Prov
	Levels 11 - 14	Levels 8 - 10	Levels 7 - 6	Levels 5 - 4	Levels 3 - Surface		
<b>Total Sherds</b>	<b>0</b>	<b>209</b>	<b>54</b>	<b>68</b>	<b>11</b>	<b>118</b>	<b>3</b>
Non-serving	-	81	17	37	6	34	1
Serving	-	128	37	31	4	84	2
Decorated Serving*	-	110	24	19	3	62	1
A	-	55	16	11	2	27	1
B	-	15	6	-	-	9	-
C	-	5	-	2	-	1	-
D	-	3	1	1	-	4	-
E	-	-	-	-	-	-	-
F	-	-	-	-	-	-	-
G	-	3	-	3	-	-	-
H	-	18	6	2	-	11	-
I	-	1	-	1	-	2	-
J	-	6	-	-	1	3	-
K	-	1	1	-	-	4	-
L	-	2	1	-	-	-	-
M	-	3	-	-	-	2	-
N	-	-	1	-	-	-	-
O	-	4	-	-	-	-	-
P	-	-	1	-	-	-	-
Q	-	1	-	-	-	1	-

**Table 4.4 - Data on food presentation, Area C**  
Comparison of serving to non-serving vessels over time  
\*Motif category frequencies (see Appendix B for descriptions)

*Area D*

Area D had a lighter concentration of ceramics than the previous three areas, with a total of 97 sherds. As Table 4.5 demonstrates, the sample size that could be analyzed for evidence of feasting was limited (58% of sherds collected in Area D). Nevertheless, in Levels 7-6, serving vessels seem more abundant (68%) than non-serving vessels based on the ceramic data. Furthermore, 92% of these serving vessels were decorated with various incised motifs, which likewise suggests that there was an emphasis on food presentation. During the Late Formative (Levels 5-4), there, again, appears to be more serving vessels (64%) than non-serving vessels, with 86% of serving-vessel sherds exhibiting decoration. This pattern changed after the Formative, when there appears to be a significant decrease in the ratio of serving to non-serving vessels; only 19% of sherds were from serving vessels. Unfortunately, 42% of the sherds from Area D were from the cleaning profile, and thus had no associated stratigraphic provenience information.

Because of the smaller sample size of sherds from Area D, it is difficult to determine whether there was an emphasis on food presentation in this part of the site. While the pattern in the Area D data (suggesting a decrease in food presentation towards the end of the Formative) is similar to patterns in the other areas, I hesitate to draw any conclusions.

	Early Formative	Middle Formative	Mid-Late Formative	Late Formative	Post-Formative	Cleaning Profile	No Prov
	Levels 11 - 14	Levels 8 - 10	Levels 7 - 6	Levels 5 - 4	Levels 3 - Surface		
<b>Total Sherds</b>	0	0	19	11	26	41	0
Non-serving	-	-	6	4	21	16	-
Serving	-	-	13	7	5	25	-
Decorated Serving*	-	-	12	6	1	21	-
A	-	-	8	3	1	12	-
B	-	-	1	-	-	2	-
C	-	-	-	-	-	-	-
D	-	-	-	-	-	-	-
E	-	-	-	-	-	-	-
F	-	-	-	-	-	-	-
G	-	-	-	1	-	1	-
H	-	-	4	-	-	5	-
I	-	-	-	1	-	-	-
J	-	-	-	-	-	1	-
K	-	-	1	-	-	1	-
L	-	-	-	-	-	-	-
M	-	-	-	-	-	-	-
N	-	-	-	-	-	1	-
O	-	-	1	-	-	-	-
P	-	-	-	-	-	-	-
Q	-	-	2	-	-	-	-

**Table 4.5 - Data on food presentation, Area D**  
Comparison of serving to non-serving vessels over time  
\*Motif category frequencies (see Appendix B for descriptions)

*All Areas*

Table 4.6 showcases combined food presentation data for all areas at Amaluca. These data suggest that, as with previously mentioned areas, there is a shift in the number of serving vessels (as opposed to non-serving) from the Middle to Late Formative. Evidence suggests that serving vessels are most abundant during the Middle Formative (61%) with a decrease to approximately 56% in the transitional period (Middle-Late Formative) and finally, to around 50% in the Late Formative. Decoration on serving vessels also decreases from the Middle to Late Formative. Approximately 37% of serving vessels from the Middle Formative were decorated. During the transitional period, this decreases to 32% and then again decreases to 23% in the Late Formative.

	Early Formative	Middle Formative	Mid-Late Formative	Late Formative	Post-Formative	Cleaning Profile	No Prov
	Levels 11 - 14	Levels 8 - 10	Levels 7 - 6	Levels 5 - 4	Levels 3 - Surface		
<b>Total Sherds</b>	<b>24</b>	<b>393</b>	<b>158</b>	<b>167</b>	<b>110</b>	<b>170</b>	<b>73</b>
Non-serving	7	155	36	87	73	54	25
Serving	17	238	90	84	33	116	45
Decorated Serving*	4	146	52	39	14	85	22
A	1	74	39	20	7	40	12
B	-	17	7	4	2	11	2
C	-	8	-	3	2	1	2
D	-	5	1	1	-	4	-
E	-	1	-	-	-	-	-
F	-	-	-	-	-	-	-
G	1	6	-	5	-	1	-
H	-	21	11	2	2	17	3
I	1	1	1	3	-	2	-
J	1	7	1	-	1	4	2
K	-	3	2	2	-	5	1
L	-	1	1	1	-	-	-
M	-	-	-	-	-	2	1
N	-	1	1	-	-	1	-
O	-	-	1	1	-	-	-
P	-	1	1	-	-	-	-
Q	-	1	2	1	-	1	-

**Table 4.6 - Data on food presentation, all Areas**  
Comparison of serving to non-serving vessels over time  
\*Motif category frequencies (see Appendix B for descriptions)

	<b>Decorated</b>	<b>Undecorated</b>	<b>Row Totals</b>
<b>Middle Formative</b>	224	260	484
<b>Mid-Late Formative</b>	78	106	184
<b>Late Formative</b>	59	134	193
<b>Column Totals</b>	361	500	861

**Table 4.7** – Chi-squared test for food presentation data

A chi-squared test was also done with the food presentation data to demonstrate that these patterns are statistically significant (Table 4.7). The chi-square statistic for this test was 15.2778 with a p-value of 0.000481 and a df of 2. The result of this test is significant at  $p < 0.05$ .

### **Production Step Measure**

Areas A and C yielded the most inclusive sample of types at Amalucan, as well as the greatest number of sherds. Therefore, the data from these areas gives us the clearest picture of ceramic production steps at the site. In Area A there was a slight decrease in the production step measure for serving vessels from the Middle Formative (5.9) to the transitional period (5.8) and then to the Late Formative (5.7) (Table 4.8). Non-serving vessels from Area A show an even greater decrease in average production steps by the Late Formative. The Middle Formative has an average of 5.2 steps, with an increase to 5.8 in the Middle-Late Formative, and then a significant decrease to 4.1 during the Late Formative. In all cases, serving vessels have a higher (or the same) production step measure when compared to non-serving vessels.

Production step measures in Area C are similar to Area A, with both serving and

non-serving vessels having the highest production step measure during the Middle Formative (6.1 and 5.3 respectively) (Table 4.10). In the Middle-Late Formative there was a significant decrease, with serving vessels having an average of 4.9 production steps, and an average of 4.7 for non-serving vessels. During the Late Formative, there was an increase in the average production step measure for both serving vessels (5.4) and non-serving vessels (5.1). As in Area A, serving vessels from Area C have an overall higher production step measure than non-serving vessels.

Areas B and D yielded fewer sherds, but the patterns in these areas are also of interest. In Area B there was a decrease in the average production steps for serving vessels. However, there was an increase in the production step measure for non-serving vessels (Table 4.9). The Middle Formative averages (6 for serving and 4.2 for non-serving) align with the previously mentioned data. The transitional period (Middle-Late Formative) is also similar, with an average of 5.6 for serving vessels and 4.7 for non-serving vessels. Lastly, during the Late Formative, the average production step measure for serving vessels was 5, with an average of 5.4 for non-serving vessels, suggesting less production input for serving vessels. This aligns with the previous discussion of food presentation in Area B and the decrease in this focus during the Late Formative.

Area D had a similar pattern to Area B, with a higher overall production step measure for non-serving vessels (as opposed to serving) in the upper levels (Figure 4.11). During the Middle-Late Formative, the average production step measure for serving vessels was 5.3, and 5.6 for non-serving. By the Late Formative, this decreased to 5.2 for serving vessels but increased to 5.9 for non-serving.

To summarize, there was an overall shift in the number of production steps from

the Middle Formative to the Late Formative. In general, production step measures decreased over time, even for serving vessels. While there are some exceptions to this general pattern, the data suggest that, along with a decreasing emphasis on food presentation, there was also a decrease in the overall production input for many ceramic types at Amalucan.

Production step measure data was also combined for all areas, and has a similar pattern as the previous tables (Table 4.12). Generally, serving vessels have a significantly higher production step measure average than non-serving vessels for all time periods. There is also a steady decrease in the average production steps necessary for all types from the Middle to Late Formative. In order to determine whether this data was significant, a t-test was done. Using the averages from serving and non-serving vessels from all areas (5.8, 5.3, 4.9 and 4.4, 4.3, 4.2 respectively), the results indicated a T-value of 3.875 and a p-value of 0.017917, meaning the result is significant at  $p < 0.05$ .

SERVING				NON-SERVING			
Wares	Mid Form	Mid-Late Form	Late Form	Wares	Mid Form	Mid-Late Form	Late Form
	Levels 8-10	Levels 7-6	Levels 5-4		Levels 8-10	Levels 7-6	Levels 5-4
Bu	5.25	5	6	Bu	-	-	-
BlBrBu	-	-	-	BlBrBu	-	-	-
BrBu	6.5	6.75	7	BrBu	-	-	-
WBu	-	-	-	WBu	-	-	-
BuBrW	-	-	-	BuBrW	5	6	-
GIBl	7.4	-	-	GIBl	7	-	-
MoGIBl	7	-	-	MoGIBl	-	8	-
MaBl	5.7	5.9	5.4	MaBl	6	-	-
GIBr	4.75	6	5.75	GIBr	-	-	-
GIRBr	5.5	5.8	-	GIRBr	-	7	-
GIBu	5.5	-	5	GIBu	-	-	-
GIOrR	6	5.6	5.2	GIOrR	5.5	-	-
R	4.6	4.25	4.2	R	3.9	4.1	4
Or	5.1	5.25	5.5	Or	5	4.8	5.25
OrRBu	6	7	7	OrRBu	-	-	-
OrR	6.75	6	-	OrR	4.3	5.5	5
RW	7	-	-	RW	-	-	-
FGr	6	-	-	FGr	-	-	-
<b>Average</b>	<b>5.9</b>	<b>5.8</b>	<b>5.7</b>	<b>Average</b>	<b>5.2</b>	<b>5.8</b>	<b>4.1</b>

**Table 4.8** - Production step measure averages for all types in Area A

SERVING				NON-SERVING			
Wares	Mid Form	Mid-Late Form	Late Form	Wares	Mid Form	Mid-Late Form	Late Form
	Levels 8-10	Levels 7-6	Levels 5-4		Levels 8-10	Levels 7-6	Levels 5-4
Bu	-	-	5	Bu	-	-	-
BlBrBu	-	-	-	BlBrBu	-	-	-
BrBu	7	7	-	BrBu	-	-	-
WBu	-	-	-	WBu	-	-	-
BuBrW	6	-	6	BuBrW	-	-	-
GIBl	-	-	-	GIBl	-	-	-
MoGIBl	-	-	-	MoGIBl	-	-	6
MaBl	5	-	5	MaBl	-	-	-
GIBr	7	-	-	GIBr	-	-	-
GIRBr	-	-	-	GIRBr	-	-	-
GIBu	-	-	-	GIBu	-	-	-
GIOrR	-	-	-	GIOrR	-	-	-
R	5	4	4	R	4.3	3.3	4
Or	5	5	5	Or	-	4.4	5.6
OrRBu	7	6.5	6	OrRBu	-	-	-
OrR	-	-	5.5	OrR	4	6.5	6
RW	-	-	-	RW	-	-	-
FGr	-	-	3	FGr	-	-	-
<b>Average</b>	<b>6</b>	<b>5.6</b>	<b>5</b>	<b>Average</b>	<b>4.2</b>	<b>4.7</b>	<b>5.4</b>

**Table 4.9** - Production step measure averages for all types in Area B

SERVING				NON-SERVING			
Wares	Mid Form	Mid-Late Form	Late Form	Wares	Mid Form	Mid-Late Form	Late Form
	Levels 8-10	Levels 7-6	Levels 5-4		Levels 8-10	Levels 7-6	Levels 5-4
Bu	5.8	5	4.25	Bu	4.9	3.1	-
BlBrBu	5.9	4	3	BlBrBu	-	-	-
BrBu	6.6	5.8	6.5	BrBu	-	-	-
WBu	7	5	-	WBu	5	-	-
BuBrW	6	6	6	BuBrW	5.9	6	6
GIBl	-	-	-	GIBl	7	-	-
MoGIBl	7.75	-	-	MoGIBl	5	-	6
MaBl	5.3	5	6	MaBl	6	-	-
GIBr	5.5	5	5	GIBr	-	-	-
GIRBr	-	4	-	GIRBr	-	-	-
GIBu	-	-	-	GIBu	-	-	-
GIOrR	7	-	7	GIOrR	-	-	-
R	6	3	4	R	3.3	3.8	3.9
Or	-	5.3	-	Or	6	6	4.6
OrRBu	6.9	5.7	6	OrRBu	-	-	-
OrR	6.3	-	6	OrR	5	-	5.7
RW	6.2	5	-	RW	-	-	-
FGr	3	-	-	FGr	-	-	-
<b>Average</b>	<b>6.1</b>	<b>4.9</b>	<b>5.4</b>	<b>Average</b>	<b>5.3</b>	<b>4.7</b>	<b>5.1</b>

**Table 4.10 - Production step measure averages for all types in Area C**

SERVING				NON-SERVING			
Wares	Mid Form	Mid-Late Form	Late Form	Wares	Mid Form	Mid-Late Form	Late Form
	Levels 8-10	Levels 7-6	Levels 5-4		Levels 8-10	Levels 7-6	Levels 5-4
Bu	-	3.75	-	Bu	-	-	-
BlBrBu	-	-	-	BlBrBu	-	-	-
BrBu	-	7	4	BrBu	-	-	-
WBu	-	-	-	WBu	-	-	-
BuBrW	-	6	6	BuBrW	-	6	-
GIBl	-	-	-	GIBl	-	-	-
MoGIBl	-	-	-	MoGIBl	-	8	8
MaBl	-	-	-	MaBl	-	-	-
GlBr	-	-	-	GlBr	-	-	-
GlRBr	-	-	-	GlRBr	-	-	-
GlBu	-	-	-	GlBu	-	-	-
GIOrR	-	-	-	GIOrR	-	-	-
R	-	4	5	R	-	3.4	3.6
Or	-	-	-	Or	-	-	6
OrRBu	-	-	7	OrRBu	-	-	-
OrR	-	5.7	-	OrR	-	5	6
RW	-	-	-	RW	-	-	-
FGr	-	-	4	FGr	-	-	-
<b>Average</b>	-	<b>5.3</b>	<b>5.2</b>	<b>Average</b>	-	<b>5.6</b>	<b>5.9</b>

**Table 4.11** - Production step measure averages for all types in Area D

SERVING				NON-SERVING			
Wares	Mid Form	Mid-Late Form	Late Form	Wares	Mid Form	Mid-Late Form	Late Form
	Levels 8-10	Levels 7-6	Levels 5-4		Levels 8-10	Levels 7-6	Levels 5-4
Bu	5.7	4.5	5.4	Bu	4.9	3.1	5
BlBrBu	5.9	4	3	BlBrBu	-	-	-
BrBu	6.6	6.4	6	BrBu	-	-	-
WBu	7	5	-	WBu	5	-	-
BuBrW	6	6	6	BuBrW	5.8	6	6
GIBl	7.4	-	-	GIBl	7		
MoGIBl	7	-	-	MoGIBl	7.7	8	7
MaBl	5.6	5.6	5.5	MaBl	6		
GIBr	5.1	5.8	5.6	GIBr			
GIRBr	5.6	5.3	-	GIRBr			
GIBu	5.5	-	5	GIBu			
GIOrR	6	5.6	5.2	GIOrR	5.5		
R	4.7	3.9	4	R	3.5	3.7	3.9
Or	5.1	5.2	5.3	Or	5	4.9	5.2
OrRBu	6.6	6.2	6.3	OrRBu			
OrR	6.4	5.7	5.8	OrR	4.3	5.5	5
RW	6.3	5	-	RW			
FGr	5.25	-	3.5	FGr			
<b>Average</b>	<b>5.8</b>	<b>5.3</b>	<b>4.9</b>	<b>Average</b>	<b>4.4</b>	<b>4.3</b>	<b>4.2</b>

**Table 4.12** - Production step measure averages for all types in all Areas

## **Ceramic Motifs**

In order to understand how motifs on ceramic vessels functioned at Amalucan, it is important to analyze how they changed over time. The data I collected indicate dramatic shifts in the number of decorated sherds as well as what motifs were most common during each time period. In addition to noting temporal trends, it is also helpful to consider what kinds of vessels motifs appear on. Most decoration occurs on serving vessels. Some non-serving vessels also have motifs, although these are limited to two different designs: double horizontal parallel lines and single horizontal parallel lines. In the following sections I discuss in detail the motifs present on pottery from the different areas at Amalucan.

### *Motif Frequencies*

As Table 4.13 illustrates, there is an overall decrease in the frequency of decorated sherds from the Middle Formative (50%) to the Late Formative (33%). In addition, the variety of decorated types also decreases from the Middle to Late Formative. Decoration was observed on all 18 types from Middle Formative levels, but decreased to 13 types in the Middle-Late Formative and then to 12 in the Late Formative.

Although there was an overall decrease in the frequency of decorated pottery, the data indicate that decoration on a few individual types (Buff, Red, and Orange) increased from the Middle to Late Formative (Table 4.13). This trend mirrors the general increase in these types from the Middle to Late Formative (Table 4.1).

The two most decorated types during the Middle Formative are Orange Red (11%) and Black/Brown Buff (10%) (Table 4.13). Orange Red remains the most decorated in

the Middle-Late Formative (8%) with Brown Buff and Buff Brown and White both at 7%. By the Late Formative, Orange Red (8%) is still the most decorated type, with the second highest being Buff (7%).

Types	Early Formative	Middle Formative	Mid-Late Formative	Late Formative
	Levels 11 - 14 n = 26	Levels 8 - 10 n = 484	Levels 7 - 6 n = 184	Levels 5 - 4 n = 193
Bu	-	4%	5%	7%
BlBrBu	-	10%	5%	1%
BrBu	-	5%	7%	2%
WBU	-	<1%	-	-
BuBrW	4%	4%	7%	3%
GIBl	4%	2%	1%	-
MoGIBl	4%	1%	2%	1%
MaBl	-	2%	1%	1%
GIBr	-	1%	1%	-
GIRBr	-	<1%	2%	-
GIBu	-	<1%	-	-
GIOrR	4%	1%	-	1%
R	4%	2%	1%	3%
Or	-	1%	2%	2%
OrRBU	-	3%	3%	3%
OrR	8%	11%	8%	8%
RW	-	1%	-	-
FGr	4%	1%	-	1%
<b>Total</b>	32%	50%	45%	33%

**Table 4.13** – Temporal frequencies of decoration for all types

### *Area A Decoration*

Approximately 72% of sherds recovered in Area A were undecorated, while the remaining 28% were decorated through various means (i.e., incising, grooving, punctating, notching, modeling, tooling, excising, and fluted grooving) (see Table 4.14). Most decorated sherds date to the Middle Formative (Levels 8-9), and the most common motif was double parallel incised lines on vessel rims. These sherds also included a wide variety of motifs (#2, 8, 4, 6, 11, 12, 14, 30, 33, 37, 46, 49, 58, 62, 65, 69, 91; see Appendix B for motif number and illustrations). Sherds from the Middle-Late Formative levels (Levels 6-7) exhibit fewer motifs (#1, 2, 3, 8, 58, 83), and the frequency of decorated sherds is also less (Table 4.10). By the Late Formative (Levels 4-5), there was an even a greater decrease in the amount of decoration and motifs utilized. Only four motifs (#1, 15, 58, 80) appear on sherds from this time period in Area A.

As previously mentioned, most decorated sherds are fragments of serving vessels.

In Area A, these vessels include:

- Simple bowls
- Bowls with downcurving everted rims
- Bowls with horizontal-flat rims
- Bowls with interior fold at rims
- Bowls with pinched-in walls
- Bowls with vertical wall and horizontal-everted rims
- Bowls with slightly incurving walls
- Bowls with outcurving rims and bands of interior thickening along their rims
- Composite-silhouette dishes with outcurving upper walls

- Composite-silhouette vases
- Jars with vertical necks and rims
- Heavy tecomates
- Fine tecomates

There do not appear to be significant changes over time in terms of which vessel forms featured particular motifs. Each decorated vessel form listed above spanned from the Middle to the Late Formative in Area A.

#### *Area B Decoration*

Of the sherds collected in Area B, approximately 71% were undecorated, and the remaining 29% were decorated. Decoration was present on only a small sample of Middle Formative sherds, and included just three different motifs (#1, 3, 8). The Middle-Late Formative levels also yielded a small number of decorated sherds and only two motifs (#1, 9). However, by the Late Formative, there was not only an increase in the number of decorated sherds, but also an increase in the variety of motifs utilized (#1, 2, 3, 5, 7, 8, 16, 41).

The vessels from Area B that display motifs include:

- Plates
- Simple bowls
- Bowls with downcurving-everted rims
- Bowls with horizontal-flat rims
- Bowls with pinched-in walls
- Bowls with slightly incurving walls

- Bowls with vertical wall and horizontal-everted rim
- Composite-silhouette dishes with outcurving upper walls
- Jars with vertical necks and rims
- Heavy tecomates
- Fine tecomates

Similar to Area A, there does not appear to have been a change over time in which vessel forms displayed different motifs. Most decorated vessel forms were not temporally specific, and were found in Levels 10-4.

#### *Area C Decoration*

The sample of sherds from Area C was large (555 total sherds), and approximately 57% were decorated. As was true for sherds from Area A, the most common motif in Area C was the double horizontal-parallel lines along the rim. Motif trends were also similar to Area A in that, during the Middle Formative, there is a greater number of decorated sherds and a wider variety of motifs utilized (#1, 2, 3, 4, 7, 8, 9, 12, 13, 14, 15, 18, 24, 26, 27, 31, 32, 50, 58, 92; see Appendix B for motif catalog). A single horizontal incised line was also a common motif in the Middle Formative. During the transitional period (Middle-Late Formative), there was a decrease in the number of decorated vessels as well as the number of motifs (#1, 2, 3, 8, 14, 15, 40, 74). By Late Formative, there were (again similar to Area A) even fewer decorated sherds as well as motif designs (#1, 2, 8, 11, 30, 75, 76).

Decorated vessel forms from Area C include:

- Plates

- Simple bowls
- Bowls with downcurving-everted rims
- Bowls with outcurving rims
- Bowls with outcurving rims and bands of interior thickening along their rims
- Bowls with pinched-in walls
- Bowls with slightly incurving walls
- Bowls with outleaning walls
- Bowls with vertical walls
- Bowls with vertical walls and horizontal-everted rims
- Composite-silhouette dishes with outcurving upper walls
- Jars with vertical necks and rims
- Heavy tecomates
- Fine tecomates

Again, like in Areas A and B, decorated vessel forms do not appear to be restricted temporally.

#### *Area D Decoration*

Approximately 52% of the total sherds recovered in Area D are decorated. The overall patterns in Area D vary slightly from those in the previous three areas because there were fewer stratigraphic levels and the excavations were not as deep. The lowest level is Level 6, which dates to the transitional period (Middle-Late Formative). While about half of the sherds are decorated, most are from the cleaning profile and therefore cannot be used in an analysis of change over time. Among the sherds for which we do have stratigraphic

context, there seems to be a similar pattern with fewer decorated sherds towards the end of the Formative. The most common motifs in Level 6 (Middle-Late Formative) are, once again, the double horizontal-parallel lines (#1), as well as a single horizontal line (#8) and a motif with vertical and horizontal lines (#18). Other motifs include #2, 5, 7, 8, 13, 18, 34, 87. During the Late Formative (Levels 5-4) there was a significant decrease in the number of decorated vessels. However, there are only slightly fewer motifs present in Levels 5-4 (#1, 3, 8, 13, 30, 61, 90, 97) compared to Level 6.

Vessel forms with decoration in Area D include:

- Simple bowls
- Bowls with downcurving-everted rims
- Bowls with slightly incurving walls
- Bowls with outleaning walls
- Bowls with vertical walls
- Bowls with vertical wall and horizontal-everted rims
- Jars with vertical necks and rims
- Heavy tecomates
- Fine tecomates

As in the previous three areas, decorated vessels were found in all levels in Area D rather than being restricted to specific time periods.

#### *Motifs in a Broader Perspective*

The motifs utilized on pottery from Amalucan appear to fit within a broader iconographic scheme present across Central Mexico. Most motifs found at Amalucan are also

represented at the two sites that Carballo (2011) discusses at length. Although she documents many more motifs and motif categories as a result of the breadth of her doctoral research in the Tlaxcala Valley, it does appear that pottery at Amalucan shares iconographic themes. Various design elements that are pan-Mesoamerican -- such as the double-line break, horizontal-parallel lines, scalloping, up- and downcurving lines -- are also found at Amalucan.

There are subtle differences between motifs used at Amalucan and those found in the Tlaxcala Valley, which could indicate local variation. Numerous Orange-Red rim and body sherds from Area A exhibit specific designs (#15-17, 19-22, 27, 31, 98), which do not seem to reflect any motifs discussed in Carballo's research. While these motifs do have similar elements (e.g., double line breaks, zig-zag patterns, scalloping), particular aspects of these motifs differ from those found in the Tlaxcala Valley. Based on the comparative motif data that Carballo (2011:212-228) provides for other regions in Central Mexico, these motifs at Amalucan do not seem to be the same as any motifs listed from the Basin of Mexico, Oaxaca Valley, Tehuacan Valley, or Tlaxcala Valley. While these motifs could have been influenced by other designs, they appear to be local variations used at Amalucan specifically on Orange-Red type pottery. Furthermore, there are three motifs (#34, 85, 86) used strictly on various Black type tecomates that are not documented by Carballo (2011). These designs include vertical and horizontal incised lines with curved grooves (see Appendix B). These, too, might be local motif variants used only on food service vessels.

Table 4.14 – Motif count by time period

Motif #	Early Formative	Middle Formative	Mid-Late Formative	Late Formative	Post-Formative	Cleaning Profile	No Prov
	Levels 14 - 11	Levels 10 - 8	Levels 7 - 6	Levels 5 - 4	Levels 3 - SF		
1	2	64	31	13	9	29	11
2	-	17	11	3	1	13	5
3	-	17	5	3	1	9	1
4	-	4	1	1	1	2	3
5	-	-	1	2	-	1	1
6	-	-	-	-	-	2	-
7	-	4	1	1	-	-	-
8	-	35	13	9	6	16	7
9	-	2	1	-	-	2	1
10	-	-	-	-	-	1	-
11	-	3	-	1	2	-	2
12	-	3	-	-	-	2	-
13	-	1	3	-	-	1	-
14	-	2	1	-	-	3	2
15	-	2	1	1	-	-	-
16	-	-	-	1	-	-	-
17	-	-	1	-	-	-	-
18	-	2	2	-	-	1	-
19	-	-	-	-	-	1	-
20	-	-	-	-	-	-	1
21	-	-	-	-	-	1	1
22	-	1	-	-	-	1	-
23	-	-	-	-	-	1	-
24	-	2	-	-	1	1	-
25	-	-	-	1	-	-	-
26	-	1	-	1	-	1	-
27	-	4	-	-	-	-	-
28	-	-	-	1	-	-	-
29	1	2	-	-	-	-	-
30	-	3	-	4	-	1	-
31	-	1	-	-	-	-	-
32	1	5	-	-	-	4	-
33	-	1	-	-	-	-	-
34	-	1	-	-	-	-	-
35	-	1	-	-	-	-	1
36	1	-	-	-	-	1	-
37	-	2	-	-	-	-	-
38	-	-	-	-	-	-	1
39	-	3	-	-	-	1	-
40	-	-	1	-	-	-	-
41	-	-	-	1	-	-	-
42	-	-	-	-	1	-	-
43	-	1	-	-	-	-	-
44	-	-	-	-	-	-	1
45	-	-	-	-	-	-	1
46	-	1	-	-	-	-	1

47	-	2	-	-	-	1	-
48	-	-	-	1	-	-	-
49	-	1	-	-	-	-	-
50	-	1	-	-	-	-	-
51	1	-	-	-	-	-	-
52	-	-	-	-	-	1	-
53	-	-	-	-	-	1	-
54	-	1	-	-	-	-	-
55	-	-	-	-	1	-	-
56	-	-	-	-	-	-	1
57	-	1	-	-	-	-	-
58	-	3	1	1	-	2	2
59	-	-	-	-	1	-	-
60	-	-	-	-	-	-	1
61	-	-	-	1	-	-	-
62	-	1	-	-	-	-	-
63	-	1	-	-	1	-	-
64	-	1	-	-	-	-	-
65	-	1	-	-	-	-	-
66	-	-	-	-	1	-	-
67	-	-	-	-	1	-	-
68	-	-	-	-	-	1	-
69	-	2	-	-	-	-	-
70	-	1	-	-	-	-	-
71	-	-	-	-	-	-	1
72	-	-	-	1	-	-	-
73	-	-	1	-	-	-	-
74	-	-	1	-	-	1	-
75	-	-	-	1	-	-	-
76	-	-	-	1	-	-	-
77	-	1	-	-	-	-	-
78	-	-	-	-	-	1	-
79	1	-	-	-	-	-	-
80	-	-	-	1	-	-	-
81	-	-	1	-	-	-	-
82	-	-	-	-	-	1	-
83	-	-	1	-	-	-	-
84	-	-	-	-	-	1	-
85	-	1	-	-	-	-	-
86	-	-	-	-	-	1	-
87	-	-	-	-	1	-	-
88	-	1	-	-	-	-	-
89	-	-	-	1	-	-	-
90	-	-	-	1	-	-	-
91	-	1	-	-	-	-	-
92	-	1	-	-	-	-	-
93	-	-	-	-	1	-	-
<b>Total</b>	<b>7</b>	<b>205</b>	<b>78</b>	<b>52</b>	<b>29</b>	<b>106</b>	<b>45</b>

In order to determine whether these patterns were significant, a chi-squared test was utilized on decorated (as opposed to undecorated) sherds from the Middle to Late Formative (Table 4.15). The chi-square statistic for this test was 14.0086 with a p-value of 0.000908 and a df of 2. The result of this test is significant at  $p < 0.05$ .

	<b>Decorated</b>	<b>Undecorated</b>	<b>Row Totals</b>
<b>Middle Formative</b>	224	260	484
<b>Mid-Late Formative</b>	78	106	184
<b>Late Formative</b>	59	134	193
<b>Column Totals</b>	361	500	861

**Table 4.15** – Chi-squared test for decoration patterns from the Middle to Late Formative

## **CHAPTER 5**

### *Discussion and Conclusions*

#### **Research Goals**

To restate, the three primary goals of this thesis were: (1) to inventory and describe the Amalucan ceramic collection housed at UWM; (2) to investigate whether increasing sociopolitical complexity is reflected in the ceramics by examining evidence of feasting, decoration, and production step measures; and (3) to put Amalucan within a larger context, specifically focusing on comparison to the neighboring Tlaxcala Valley. This chapter will discuss the larger implications of the patterns seen during my analysis (Chapter 4) and possible future research avenues.

#### **Inventory of Ceramics**

A total of 18 analytical types in the Amalucan collection were catalogued (for detailed descriptions, see Chapter 4). The names of these ceramic categories were taken from the boxes and bags in which the sherds were stored. After coding almost 1400 sherds (primarily rim sherds), it is apparent that the majority of the ceramics came from the Middle Formative levels (8-9). Overall, most ceramic types were found to some degree in all levels. The frequency of each analytical type changed over time, tending to taper towards the end of the Formative (Levels 4-5).

This thesis has also provided detailed information for the different vessel forms present at Amalucan, including examples of rim profiles and color photographs of the different ceramic types. I have also compiled a full catalog of motifs found on the vessels at Amalucan. These data are important for cross-valley comparison, in addition to the

overall variants of decoration. As mentioned in Chapter 1, many studies do not include color photographs or motif inventories that include all different types of variability. Color photographs are essential when trying to understand different types or types, especially when each region has its own specific terminology. The motif catalog is also of importance because it can demonstrate decoration variability at this site. Studies that do not include this variability hinder a greater understanding of how motifs were used and manipulated, as well as local variation in pan-Mesoamerican motifs.

Furthermore, while Gerald Cone and other UWM students initially coded these ceramics, Cone's paper spoke in very general language, which made it difficult to distinguish all the different types present at Amalucan. Additionally, as discussed in Chapter 2, the vessel forms Cone used do not adhere to any terminology in use today, thus making it difficult to view Amalucan within a larger cultural context.

### **Sociopolitical Complexity in a Broader Perspective**

As was discussed in Chapter 1, feasting is an important factor when considering an increase in sociopolitical complexity among pre-state societies. Thus, this thesis attempted to determine where feasting might have occurred at Amalucan. At the onset of this thesis, it appeared that spatial analysis might prove difficult since the location of excavations was based (at least in part) on modern-day milpa fields and the water management system rather than possible pre-Hispanic residential zones. There was also the issue of the depositional environment that could affect some of these conclusions. These sherds were most likely redeposited, making inferences about specific activities somewhat troublesome. Additionally, the nature of the colluvial sediments means this

area had higher depositional activity, meaning sherds had been moved a lot. However, it is important to remember that these sherds were sealed from later depositional activity, meaning that they still represent the Formative period. Moreover, there are still statistically significant patterns that do emerge from the data analyzed.

Based on the data I collected, Area A and Area C had the best data to discuss the possibility of food presentation at Amalucan. In these areas, there are greater frequencies of serving to non-serving vessels from the Middle Formative to the Late Formative (Tables 4.2, 4.4). While the overall quantity of sherds decreased over time, there is still evidence of an emphasis on food presentation. Area B had a smaller sample than Area A and C, but regardless, it does not appear that this was an area utilized for food presentation (Table 4.3). This is also supported by the fact that this area was located within the water management system and would not have been an ideal location for feasts. Area D had an even smaller sample size (Table 4.5), although the data indicate there was a higher percentage of serving vessels during the Middle-Late Formative. This does seem correct because Area D was located directly next to Area C. Therefore, possible activities that occurred in Area C and D should be relatively similar due to their close proximity.

Decorated serving vessels were most abundant during the Middle Formative, indicating that during this time period, Amalucan may have participated in the pan-Mesoamerican motif tradition. Variability of motifs was also greatest during the Middle Formative, possibly indicating local variation in the use of pan-Mesoamerican motifs (e.g., double-line break, circumferential double lines on the rim). The highly visible nature of these serving vessels could indicate that residents were active within a larger

Central Highland network during the Middle Formative, as has been evident at other sites in the Tlaxcala Valley (Carballo 2011). As at Amomoloc and Tetel, there is a high degree of variability in motifs at Amalucan that could signify local variation in addition to participation in a larger iconographic system (Carballo 2011:234).

Furthermore, these motifs were most commonly found on serving vessels, which have greater visibility than non-serving vessels. Because of this, an increase in the importance of food service and display may also be related to variability in motifs. Carballo (2011:235) argues that over time, decoration became less important as sites become more established in trade networks and the regional sociopolitical landscape of Central Mexico. Through comparison of motifs at Amomoloc and Tetel with those in the Basin of Mexico, Morelos, Tehuacan Valley, Valley of Oaxaca, and Xochitécatl in Tlaxcala, Carballo (2011:231) posits that these smaller sites had ties to other highland regions. However, there is little evidence for traded ceramic types, suggesting that instead ideas and cultural influences were shared along long-distance networks (Carballo 2011:233; Carballo and Pluckhahn 2007:607). As previously discussed, the Puebla-Tlaxcala Valley is situated amidst a major trade route, making it an ideal location for the blending of multiple styles as well as local variation (Carballo 2011:234). Once these networks were solidified, ceramic motifs became more standardized, less variable, and less important overall (Carballo 2011:233). Amalucan seems to fit within this pattern, as decoration decreased over time across all areas at the site in concordance with an overall decrease in the variability of motifs.

If we look at the data spatially, the production steps necessary to manufacture different ceramic vessels (both serving and non-serving) were also greatest during the

Middle Formative and decreased over time. While this could be the result of a smaller sample size from the Late Formative, or a decrease in variability of vessel forms within the Late Formative sample, these data do allow us to characterize/quantify the amount of time and effort invested in the production of serving and non-serving vessels. For the majority of analytical types, there also appears to be a difference in the amount of labor input for serving vessels compared to non-serving vessels. This overall pattern is also true for all combined production step measure data. Serving vessels require more production steps than non-serving for all time periods at Amalucan.

From a broader perspective, it was during the Middle Formative that there was increasing sociopolitical competition and social differentiation in the Central Highlands. It appears that Amalucan likewise experienced an increase in sociopolitical complexity, as is evidenced by the increased emphasis on food service and variability of motifs. Overall, it appears that groups at Amalucan were vying for different forms of sociopolitical power via various means, including food presentation and public feasts. However, as large, urban centers began to appear in Central Mexico during the Late-Terminal Formative (e.g., Teotihuacan, Cholula, Cuicuilco), peripheral sites like Amalucan became less involved in the larger scale, regional competition for power. By the Late Formative, there was already an established settlement hierarchy in the Puebla-Tlaxcala Valley, lessening the need for a continuous competition at sites such as Amalucan. This is reflected in the decrease in food service vessels as well as an average decrease in production steps utilized for serving vessels and variability of decoration on these serving vessels.

## Future Research

Due to the current urban expansion of the city of Puebla, it is almost impossible to return to the site of Amalucan for field investigations. Urban expansion has essentially covered the archaeological zone of this site (Figure 5.1). However, there are additional analyses that could be conducted on the current collection at UWM, the first being a continuation of refining the ceramic typology. There is always room for improvement and future studies could utilize comparative collections in Mexico to create a more rigorous typology. The second possible research avenue is the sourcing of material, both the



**Figure 5.1** – Satellite image of Amalucan as seen today (maps.google.com). Red lines indicate the archaeological zone and features of the site (e.g., mounds and the water management system) (Compiled image courtesy of Dr. John Richards)

ceramics and lithics collected at Amalucan. The sourcing of the clays used for the ceramics via XRF analysis could enhance our understanding of how Amalucan

functioned within a larger sociopolitical network. This includes testing for different trade types from neighboring valleys as well as examining the local clays utilized for ceramic production. Comparisons can then be done with neighboring valleys to determine if other sites used the same sources as those at Amalucan.

The same is true for the sourcing of the lithic material, which has proven fruitful in the Tlaxcala Valley (Carballo 2011; Carballo et al. 2007). As the sites of Amomoloc and Tetel became more entwined in exchange networks with the Basin of Mexico, they imported greater quantities of obsidian compared to local supplies (Carballo 2011:232-233; Carballo et al. 2007:37). This influence from the Basin of Mexico was also observed in the motifs used on serving vessels, which were important for feasts and increasing social power (Carballo 2011:233). Once these sites were established within the larger social networks of the Central Highlands, there was a decrease in the emphasis on food presentation and decoration (Carballo 2011:234-235). In effect, data on obsidian procurement aided the investigation of different motifs and ceramic vessels; comparable studies of the lithics from Amalucan likewise could assist in the understanding of how motifs and serving vessels functioned at that site.

Using ArcGIS for the analysis of transportation corridors could also benefit the sourcing of material. Current data suggests that the Puebla-Tlaxcala Valley was an area that had high amounts of foot traffic by pre-Hispanic peoples (Carballo and Pluckhahn 2007; García Cook 1981; Hirth 1978; Plunket and Uruñuela 2005; 2011). Least cost path analyses indicate that trade routes connected the Basin of Mexico with regions to the south via the Puebla-Tlaxcala Valley (Carballo and Pluckhahn 2007:614). Thus, it would be fruitful to explore whether Amalucan was related to these transportation corridors and

determine the distances between core trade centers and Amaluca. This could further add to our understanding of the roles that the inhabitants of Amaluca may have played in larger Central Highland interaction networks.

**REFERENCES CITED**

Adams, Ron L.

2004 An Ethnoarchaeological Study of Feasting in Sulawesi, Indonesia. *Journal of Anthropological Archaeology* 23:56-78.

Avilés, Maria

2000 *The Archaeology of Early Formative Chalcatzingo, Morelos, Mexico, 1995.*

<http://www.famsi.org/reports/94047/index.html> ed. Foundation for the Advancement of Mesoamerican Studies, Inc., Crystal River, FL.

Blanton, Richard E., Gary M. Feinman, Stephen A. Kowalewski, and Peter N. Peregrine

1996 A Dual-Processual Theory for the Evolution of Mesoamerican Civilization. *Current Anthropology* 37(1):1-14.

Blitz, John H.

1993 Big Pots for Big Shots: Feasting and Storage in a Mississippian Community. *American Antiquity* 58(1):80-96.

Blomster, Jeffrey P., Hector Neff, and Michael D. Glascock

2005 Olmec Pottery Production and Export in Ancient Mexico Determined Through Elemental Analysis. *Science* 307:1068-1072.

Bourdieu, Pierre

1977 *Outline of a Theory of Practice*. Cambridge University Press, Cambridge.

Bray, Tamara (editor)

2003 *The Archaeology and Politics of Food and Feasting in Early States and Empires*.

Kluwer, New York.

Brumfiel, Elizabeth M., and John W. Fox (editors)

1994 *Factional Competition and Political Development in the New World*. Cambridge

University Press, Cambridge.

Carballo, David M., and Thomas Pluckhahn

2007 Transportation Corridors and Political Evolution in Highland Mesoamerica:

Settlement Analyses Incorporating GIS for Northern Tlaxcala. *Journal of*

*Anthropological Archaeology* 26:607-629.

Carballo, Jennifer L.

2011 *Social Interaction and Variation in Middle Formative Tlaxcala, Mexico: An*

*Analysis of Ceramics From Two Village Societies*. Unpublished PhD dissertation,

Department of Anthropology, The University of Michigan, Ann Arbor.

Carr, Christopher

1995 A Unified Middle Range Theory of Artifact Design. In *Style, Society, and Person: Archaeological and Ethnological Perspectives*, edited by Christopher Carr and Jill E. Neitzel, pp. 172-258. Plenum Press, New York.

Castanzo, Ronald A.

2002 *The Development of Socioeconomic Complexity in the Formative Period Central Puebla-Tlaxcala Basin, Mexico*. Doctor of Philosophy ed. The Pennsylvania State University.

Castanzo, Ronald A., and J. H. Anderson

2004 Formative Period Lime Kilns in Puebla, Mexico. *Mexicon* XXVI:86-90.

Clark, John E., and Michael Blake

1994 The Power of Prestige: Competitive Generosity and the Emergence of Rank Societies in Lowland Mesoamerica. In *Factional Competition and Political Development in the New World*, edited by Elizabeth M. Brumfiel and John W. Fox, pp. 17-30. Cambridge University Press, Cambridge.

Coe, Michael D.

1961 *La Victoria: An Early Site on the Pacific Coast of Guatemala*. Papers of the Peabody Museum of Archaeology and Ethnology, Harvard University, vol. 53. Cambridge, Massachusetts.

Cone, Gerald

U.d. *Ceramics at Amalucan*. MA Thesis. University of Wisconsin-Milwaukee, Milwaukee.

DeBoer, Warren

2003 Ceramic Assemblages Variability in the Formative of Ecuador and Peru. In *Archaeology of Formative Ecuador*, edited by J. S. Raymond and R. L. Burger, pp. 289-336. Dumbarton Oaks Research Library and Collections, Washington D.C.

DeBoer, Warren, and Donald Lathrap

1979 The Making and Breaking of Shipibo-Conibo Ceramics. In *Ethnoarchaeology: Implications of Ethnography for Archaeology*, edited by C. Kramer, pp. 102-138. Columbia University Press, New York.

Dietler, Michael

1990 Driven by Drink: The Role of Drinking in the Political Economy and the Case of Early Iron Age France. *Journal of Anthropological Archaeology* 9:352-406.

1996 Feasts and Commensal Politics in the Political Economy: Food, Power, and Status in Prehistoric Europe. In *Food and the Status Quest: An Interdisciplinary Perspective*, edited by P. Wiessern and W. Schiefenhövel, pp. 87-125. Berghahn, Oxford.

Dietler, Michael, and Ingrid Herbich

1989 Tich Matek: The Technology of Luo Pottery Production and the Definition of Ceramic Style. *World Archaeology* 21(1):148-164.

Drennan, Robert D.

1976 *Fábrica de San José and Middle Formative society in the Valley of Oaxaca.*

Prehistory and Human Ecology of the Valley of Oaxaca, vol. 4, edited by Kent V. Flannery. Memoirs no. 8, Museum of Anthropology. University of Michigan, Ann Arbor.

Earle, Timothy

1990 Style and Iconography as Legitimation in Complex Chiefdoms. In *The Uses of Style in Archaeology*, edited by Margaret Conkey and Christine Hastorf, pp. 73-81. Cambridge University Press, Cambridge.

Evans, Susan T.

2008 *Ancient Mexico & Central Mexico: Archaeology and Culture History*. 2nd ed. Thames and Hudson, London.

Evans, Susan T., and David L. Webster

2001 *Archaeology of Ancient Mexico and Central America: An Encyclopedia*. Garland Publishing, Inc., New York.

Feinman, Gary M., Steadman Upham, and Kent G. Lightfoot

1981 The Production Step Measure: An Ordinal Index of Labor Input in Ceramic Manufacture. *American Antiquity* 46(4):871-884.

Flannery, Kent V. (editor)

1976 *The Early Mesoamerican Village*. Academic Press, New York.

Flannery, Kent V., and Joyce Marcus

2000 Formative Mexican Chiefdoms and the Myth of the "Mother Culture". *Journal of Anthropological Archaeology* 19(1):1-37.

Fowler, Melvin L.

1969 A Preclassic Water Distribution System in Amalucan, Mexico. *Archaeology* 22:208-215.

1978 The Temple Town Community: Cahokia and Amalucan Compared. In *Urbanization in the Americas from its Beginning to the Present*, edited by Richard P. Schaedel, Jorge E. Hardoy and Nora Scott-Kinzer, pp. 175-184. Mouton Publishers, Cambridge.

1987 Early Water Management at Amalucan, State of Puebla, Mexico. *National Geographic Research* 3(1):52-68.

Fowler, Melvin L., Prudence Precourt, Gerald Cone, Gregory James, and William Woods

1980 *Archaeological Investigations in the Valley of Puebla, Mexico: The Puebla Preclassic Project of the University of Wisconsin-Milwaukee*. Report of Investigations, No. 35, Archaeological Research Laboratory Department of Anthropology, University of Wisconsin-Milwaukee.

Friedman, Jonathan, and M.J. Rowlands

1978 Notes towards an Epigenetic Model of the Evolution of 'Civilisation'. In *The Evolution of Social Systems*, edited by J. Friedman and M. Rowlands, pp. 210-276. Duckworth, London.

García Cook, Ángel

1981 The Historical Importance of Tlaxcala in the Cultural Development of the Central Highlands. In *Supplement to the Handbook of Middle American Indians, Vol. 1, Archaeology*, edited by Jeremy A. Sabloff, pp. 244-276. University of Texas Press, Austin.

García Cook, Ángel, and B. L. Merino Carrion

1988 Notas sobre la ceramica prehispanica en Tlaxcala. In *Ensayos de alfareria prehispanica e historica de Mesoamerica*, edited by Mari Carmen Serra Puche and Carlos Navarrete Careres, pp. 275-342. Universidad Nacional Autonoma de Mexico, Mexico.

1989 El Formativo en la region Tlaxcala-Puebla. In *El Preclasico o Formativo, Avances y Perspectivas, Seminario de Arqueologia "Dr. Roman Pina Chan"*, edited by M. Carmona Macias, pp. 161-193. Instituto Nacional de Antropologia e Historia, Mexico City.

Grove, David C.

1994 La Isla, Veracruz, 1991: A Preliminary Report with Comments on the Olmec.

*Ancient Mesoamerica* 5(2):223-230.

Grove, David C., and Susan D. Gillespie

1992 Ideology and Evolution at the Pre-Sate Level: Formative Period Mesoamerica. In

*Ideology and Pre-Columbian Civilizations*, edited by Arthur A. Demarest and

Geoffrey W. Conrad, pp. 15-36. School of American Research Press, Santa Fe, NM.

Haines, Helen R., Gary M. Feinman, and Linda M. Nicholas

2004 Household Economic Specialization and Social Differentiation: The Stone-tool

Assemblage at El Palmillo, Oaxaca. *Ancient Mesoamerica* 15(2):251-266.

Hayden, Brian, and Robert Gargett

1990 Big Man, Big Heart? A Mesoamerican View of the Emergence of Complex Society.

*Ancient Mesoamerica* 1(1):3-20.

Hayden, Brian

1995 Pathways to Power: Principles for Creating Socioeconomic Inequalities. In

*Foundations of Social Inequality*, edited by T. D. Price and Gary M. Feinman, pp.

15-86. Plenum Press, New York.

1996 Feasting in Prehistoric and Traditional Societies. In *Food and the Status Quest: An Interdisciplinary Perspective*, edited by P. Wiessner and W. Schiefenhövel, pp. 127-147. Berghahn Books, Providence.

Hegmon, Michelle

1992 Archaeological Research on Style. *Annual Review of Anthropology* 21:517-536.

Hirth, Kenneth G.

1978 Interregional Trade and the Formation of Prehistoric Gateway Communities.

*American Antiquity* 43(1):35-45.

1984 Catchment Analysis and Formative Settlement in the Valley of Mexico. *American*

*Anthropologist* 86(1):136-143.

1985 Formative Period Settlement Patterns in the Rio Azmatzinac Valley. In *Ancient*

*Chalcatzingo: The People of the Cerros*, edited by David Grove, pp. 343-367.

University of Texas Press, Austin.

1996 Political Economy and Archaeology: Perspectives on Exchange and Production.

*Journal of Archaeological Research* 4(3):203-239.

Hirth, Kenneth G. (editor)

1984 *Trade and Exchange in Early Mesoamerica*. University of New Mexico Press,

Albuquerque.

Ingold, Tim

2010 The Temporality of the Landscape. In *Contemporary Archaeology in Theory: The New Pragmatism*, Vol. 2, edited by Robert W. Preucel and Stephen A. Mrozowski, pp. 59-76. Wiley-Blackwell,

Johnson, Allen, and Timothy Earle

1987 The Corporate Group and the Big Man Collectivity. In *The Evolution of Human Societies*, pp. 160-193. Stanford University Press, Standford.

Johnson, Frederick

1972 *Prehistory of the Tehuacan Valley, Volume Four: Chronology and Irrigation*. University of Texas Press, Austin.

Junker, Laura L.

2001 The Evolution of Ritual Feasting Systems in Prehispanic Philippine Chiefdom. In *Feasts: Archaeological and Ethnographic Perspectives on Food, Politics, and Power*, edited by Michael Dietler and Brian Hayden, pp. 267-310. Smithsonian Institution Press, Washington.

Krieger, Alex, and William Sanders

1951 *Map of Amalucan*. IV ed. Vol. 8, Anales de INAH, Estados of Nayarit, Nuevo Leon, Oaxaca, Puebla, etc.

Lesure, Richard G.

1998 Vessel Form and Function in an Early Formative Ceramic Assemblage from Coastal Mexico. *Journal of Field Archaeology* 25(1):19-36.

2004 Shared Art Styles and Long-Distance Contact in Early Mesoamerica. In *Mesoamerican Archaeology: Theory and Practice*, edited by Julia A. Hendon and Rosemary A. Joyce, pp. 73-96. Blackwell Publishing, Malden, MA.

2005 Linking Theory and Evidence in an Archaeology of Human Agency: Iconography, Style, and Theories of Embodiment. *Journal of Archaeological Method and Theory* 12(3):237-255.

Lesure, Richard G., Aleksader Borejsza, Jennifer Carballo, Charles Frederick, Virginia Popper, and Thomas A. Wake

2006 Chronology, Subsistence, and the Earliest Formative Central Tlaxcala, Mexico. *Latin American Antiquity* 17(4):474-492.

MacNeish, Richard S., Frederick A. Peterson, and Kent V. Flannery

1970 *The Prehistory of the Tehuacan Valley, Volume Three: Ceramics*. University of Texas Press, Austin.

Marcus, Joyce

2007 Great Art Styles and the Rise of Complex Societies. In *Gordon R. Willey and American Archaeology: Contemporary Perspectives*, edited by Jeremy A. Sabloff and William L. Fash, pp. 72-104. University of Oklahoma Press, Norman.

McCafferty, Geoffrey G.

1996 The Ceramics and Chronology of Cholula, Mexico. *Ancient Mesoamerica* 7(2):299-323.

Miller, George L.

1980 Classifications and Economic Scaling of Nineteenth Century Ceramics. *Historical Archaeology* 14:1-40.

Neitzke, David B.

1988 *Mound Organization In and Around Amalucan, Mexico*. MA Thesis. University of Wisconsin-Milwaukee, Milwaukee.

Nichols, Deborah L.

1987 Risk and Agricultural Intensification During the Formative Period in the Northern Basin of Mexico. *American Anthropologist* 89(3):596-616.

Nichols, Deborah L., Charles D. Frederick, Luis M. Alatorre, and Fernando S. Martinez

2006 Water Management and Political Economy in Formative Period Central Mexico. In *Precolombian Water Management: Ideology, Ritual, and Power*, edited by Lisa J. Lucero and Barbara W. Fash, pp. 51-66. The University of Arizona Press, Tucson.

Niederberger, Christine

2000 Ranked Societies, Iconographic Complexity, and Economic Wealth in the Basin of Mexico Toward 1200 B.C. In *Olmec Art and Archaeology in Mesoamerica*, edited by John E. Clark and Mary E. Pye, pp. 169-191. National Gallery of Art, Washington, DC.

Noguera, Eduardo

1945 *Excavations en el estado de Puebla*. *Anales del INAH* 1:31-75.

O'Brien, Michael J., Dennis E. Lewarch, Roger D. Mason, and James A. Neely

1980 Functional Analysis of Water Control Features at Monte Alban, Oaxaca, Mexico. *World Archaeology* 11(3):342-355.

O'Shea, John M., and Claire M. Milner

2002 Material Indicators of Territory, Identity, and Interaction in a Prehistoric Tribal System. In *The Archaeology of Tribal Societies*, edited by W.A. Parkinson, pp. 200-226.

Plog, Stephen

1976 The Measurement of Prehistoric Interaction Between Communities. In *The Early Mesoamerican Village*, edited by Kent V. Flannery, pp. 255-272. Academic Press, New York.

1990 Sociopolitical Implications of Stylistic Variation in the American Southwest. In *The Uses of Style in Archaeology*, edited by Margaret Conkey and Christine Hastorf, pp. 61-72. Cambridge University Press, Cambridge.

Plunket, Patricia, and Gabriela Uruñuela

1998 Preclassic Household Patterns Preserved Under Volcanic Ash at Tetimpa, Puebla, Mexico. *Latin American Antiquity* 9(4):287-309.

2001 Puebla-Tlaxcala Region. In *The Archaeology of Ancient Mexico and Central America*, edited by Susan T. Evans and David L. Webster, pp. 611-617. Garland Press, New York.

2005 Recent Research in Puebla Prehistory. *Journal of Archaeological Research* 13(2):89-127.

2011 Where East Meets West: The Formative in Mexico's Central Highlands. *Journal of Archaeological Research* 20:1-51.

Potter, James M.

2000 Pots, Parties, and Politics: Communal Feasting in the American Southwest.

*American Antiquity* 65(3):471-492.

Precourt, Prudence S.

1983 Settlements, Systems, and Patterns: an Ecological Systems Analysis of Settlement

Systems Near Amozoc de Mota, Puebla, Mexico. Unpublished Ph.D. dissertation,

University of Wisconsin-Milwaukee, Milwaukee.

Pyne, Nanette

1976 The Fire-Serpent and Were-Jaguar in Formative Oaxaca: A Contingency Table

Analysis. In *The Early Mesoamerican Village*, edited by Kent V. Flannery, pp. 272-

280. Academic Press, New York.

Redman, Charles L.

1978 *The Rise of Civilization: From Early Farmers to Urban Society in the Ancient Near*

*East*. W.H. Freeman and Company, San Francisco.

Redmond, Elsa M., and Charles S. Spencer

2012 Chiefdoms at the Threshold: The Competitive Origins of the Primary State. *Journal of Anthropological Archaeology* 31:22-37.

Rice, Prudence M.

1987 *Pottery Analysis: A Sourcebook*. University of Chicago Press, Chicago.

Roseberry, W.

1989 *Anthropologies and Histories: Essays in Culture, History, and Political Economy*. Rutgers University Press, New Brunswick, NJ.

Rosenzweig, Robert M.

2007 Beyond Identifying Elites: Feasting as a Means to Understand Early Middle Formative Society on the Pacific Coast of Mexico. *Journal of Anthropological Archaeology* 26:1-27.

2010 *The Beginnings of Mesoamerican Civilization: Inter-Regional Interaction and the Olmec*. Cambridge University Press, Cambridge.

Sackett, James R.

1977 The Meaning of Style in Archaeology: A General Model. *American Antiquity* 43:369-380.

1990 Style and Ethnicity in Archaeology: The Case for Isochrestism. In *The Uses of Style in Archaeology*, edited by Margaret Conkey and Christine Hastorf, pp. 32-43.

Cambridge University Press, Cambridge.

Sanders, William T., and Barbara J. Price

1968 *Mesoamerica: The Evolution of a Civilization*. Random House, New York.

Sanders, William T., Jeffrey R. Parsons, and Robert S. Santley

1979 *The Basin of Mexico: Ecological Processes in the Evolution of a Civilization*.

Academic Press, The University of Michigan.

Snow, Dean R.

1969 Ceramic Sequence and Settlement Location in Pre-Hispanic Tlaxcala. *American Antiquity* 34(2):131-145.

Spencer, Charles S.

1979 Irrigation, Administration, and Society in Formative Tehuacan. In *Prehistoric*

*Social, Political, and Economic Development in the Area of the Tehuacan Valley:*

*Some Results of the Palo Blanco Project*, Vol. Technical Reports 11, edited by

Robert D. Drennan, pp. 13-110. University of Michigan Museum of Anthropology,

Ann Arbor.

1993 Human Agency, Biased Transmission, and the Cultural Evolution of Chiefly Authority. *Journal of Anthropological Archaeology* 12(1):41-74.

2000 Prehispanic Water Management and Agricultural Intensification in Mexico and Venezuela: Implications for Contemporary Ecological Planning. In edited by David L. Lentz, pp. 147-178. Columbia University Press, New York.

Stark, Barbara L.

2007 Out of Olmec. In *The Political Economy of Ancient Mesoamerica: Transformations during the Formative and Classic Periods*, edited by Vernon L. Scarborough and John E. Clark, pp. 47-63. University of New Mexico Press, Albuquerque.

Tolstoy, Paul

1989 Coapexco and Tlatilco: Sites with Olmec Materials in the Basin of Mexico. In *Regional Perspectives on the Olmec*, edited by R. J. Sharer and D. C. Grove, pp. 85-121. Cambridge University Press, Cambridge.

Turkon, P.

2004 Food and Status in the Prehispanic Malpaso Valley, Zacatecas, Mexico. *Journal of Anthropological Archaeology* 23:225-251.

Upham, Steadman, Kent G. Lightfoot, and Gary M. Feinman

1981 Explaining Socially Determined Ceramic Distribution in the Prehistoric Plateau Southwest. *American Antiquity* 46(4):822-833.

Welch, Paul D., and C. M. Scarry

1995 Status-Related Variation in Foodways in the Moundville Chiefdom. *American Antiquity* 60(3):397-419.

Wiessner, Polly

1985 Style or Isochrestic Variation? A Reply to Sackett. *American Antiquity* 50:160-166.

1990 Is There Unity to Style. In *Uses of Style in Archaeology*, edited by Margaret Conkey and Christine Hastorf, pp. 105-112. Cambridge University Press, Cambridge.

Wittfogel, Karl A.

1972 The Hydraulic Approach to Pre-Spanish Mesoamerica. In *The Prehistory of the Tehuacan Valley, Volume 4: Chronology and Irrigation*, edited by Frederick Johnson, pp. 59-80. University of Texas Press, Austin.

Wobst, Martin

1977 Stylistic Behavior and Information Exchange. In *For the Director: Research Essays in Honor of James B. Griffin*, edited by C. Cleland, pp. 317-342. University of Michigan Museum of Anthropology, Ann Arbor.

1999 Style in Archaeology or Archaeologists in Style. In *Material Meanings: Critical Approaches to the Interpretation of Material Culture*, edited by E. S. Chilton, pp. 118-132. University of Utah Press, Salt Lake City.

Woodbury, Robert B., and James A. Neely

1972 Water Control Systems of the Tehuacan Valley, Chronology and Irrigation. In *The Prehistory of the Tehuacan Valley, Volume 4: Chronology and Irrigation*, edited by Frederick Johnson, pp. 81-153. University of Texas Press, Austin.

Wright, Henry T.

1977 Recent Research on the Origin of the State. *Annual Review of Anthropology* 6:379-397.

Young, Biloine W., and Melvin L. Fowler

2000 *Cahokia: The Great Native American Metropolis*. University of Illinois Press, Urbana.

## APPENDIX A

Coding Scheme for Sherds

(Coding abbreviations in parentheses)

### **Vessel Form (VT): (Borrowed from Carballo 2011)**

- a. plate
- b. simple bowl
- c. bowl with beveled rim
- d. bowl with horizontal-flat rim
- e. bowl with downcurving-everted rim
- f. bowl with outcurving rim
- g. bowl with outcurving rim and band of interior thickening along the rim
- h. bowl with exterior fold at rim
- i. bowl with interior fold at rim
- j. bowl with pinched-in walls
- k. bowl with slightly incurving wall
- l. bowl with outleaning wall
- m. bowl with vertical wall
- n. cylinder with vertical wall
- o. closed bowl with incurving wall and direct rim (no change from wall)
- p. closed bowl with incurving wall and vertical rim
- q. composite-silhouette dish with outcurving upper wall (variety of rims)
- r. composite-silhouette vase
- s. jar with vertical neck and rim
- t. jar with outcurving neck and direct rim (no change from neck)
- u. jar with outcurving or vertical neck and horizontal-everted rim
- v. jar with outcurving neck and downcurving rim, usually with exterior thickening
- w. jar with incurving neck and direct rim (no change from rim)
- x. heavy tecomate
- y. fine tecomate

z. bowl with vertical/slightly outcurving wall and horizontal-everted rim

**Sherd Type (ST):**

1. Rim
2. Base
3. Body
4. Annular Base
5. Pedestal Base
6. Support (foot)

**Open/Restricted (O/R)**

1. open vessel
2. restricted vessel

**Rim Form (RF):**

1. Downcurving-everted
2. Direct rim
3. Outcurving (direct)
4. Horizontal-flat
5. Beveled
6. Outcurving rim with band of interior thickening
7. Pinched
8. Incurving (direct)
9. Incurving (with exterior bolster)

Vertical rim (found on fancy tecomates)

Horizontal-everted

Exterior fold

Vertical neck and rim

Outcurving neck and direct rim

Sharp angled jar rim

Outcurving-everted

Direct with exterior bolstering

Scalloped

Composite-silhouette form with flat lip

Composite-silhouette form with rounded lip

**Ware (W):**

Buff (Bu)

Brown Buff (BrBu)

Red (R)

Orange-Red (OrR)

Black/Brown Buff (BlBrBu)

Gloss Black (GlBl)

Modeled Black (MoBl)

Matte Black (MaBl)

Gloss Brown (GlBr)

White Buff (WBU)

Brown-and-white Buff (BuBrW)

Orange (Or)

Red-on-white (RW)

Fine Gray (FGr)

Gloss Orange Red (GlOrR)

Gloss Red Brown (GlRBr)

Orange/Red Buff (OrRBu)

**Exterior/Interior Burnish (EB/IB):**

1. no

2. yes

3. zoned

4. scraped

**Exterior/Interior Slip (ES/IS):**

1. no
2. yes
3. rim only

**Exterior/Interior Paint (EP/IP):**

1. no
2. yes

**Vessel Color (VC):**

1. Black
2. Brown
3. Red
4. Red-orange
5. Buff
6. White
7. Light brown/tan
8. Red rim with tan or buff body
9. Gray
10. Dark Red
11. Red-on-white
12. White-on-buff
13. Orange
14. Striped orange
15. Red-on-brown
16. Striped red
17. Red-brown

**Decoration (D):**

1. incised
2. grooved
3. punctated
4. notched
5. modeled
6. tooling
7. excised
8. fluted grooves

**Motif (M):**

see motif catalog for codes

**Paste Color (PC):**

1. Black
2. Brown (med-dark)
3. Beige/light brown/buff
4. Gray
5. Pink-red
6. Orange-gray

**Paste Texture (PT):**

1. Very fine
2. Fine
3. Medium
4. Coarse
5. Very coarse

**Fire Clouding (FC):**

1. no
2. yes

**Quantity (Q):**

Number of sherds grouped together

**Cut Number (CN):**

Number written on the sherd

**Area (A):**

Letter written on the sherd

**Level (L):**

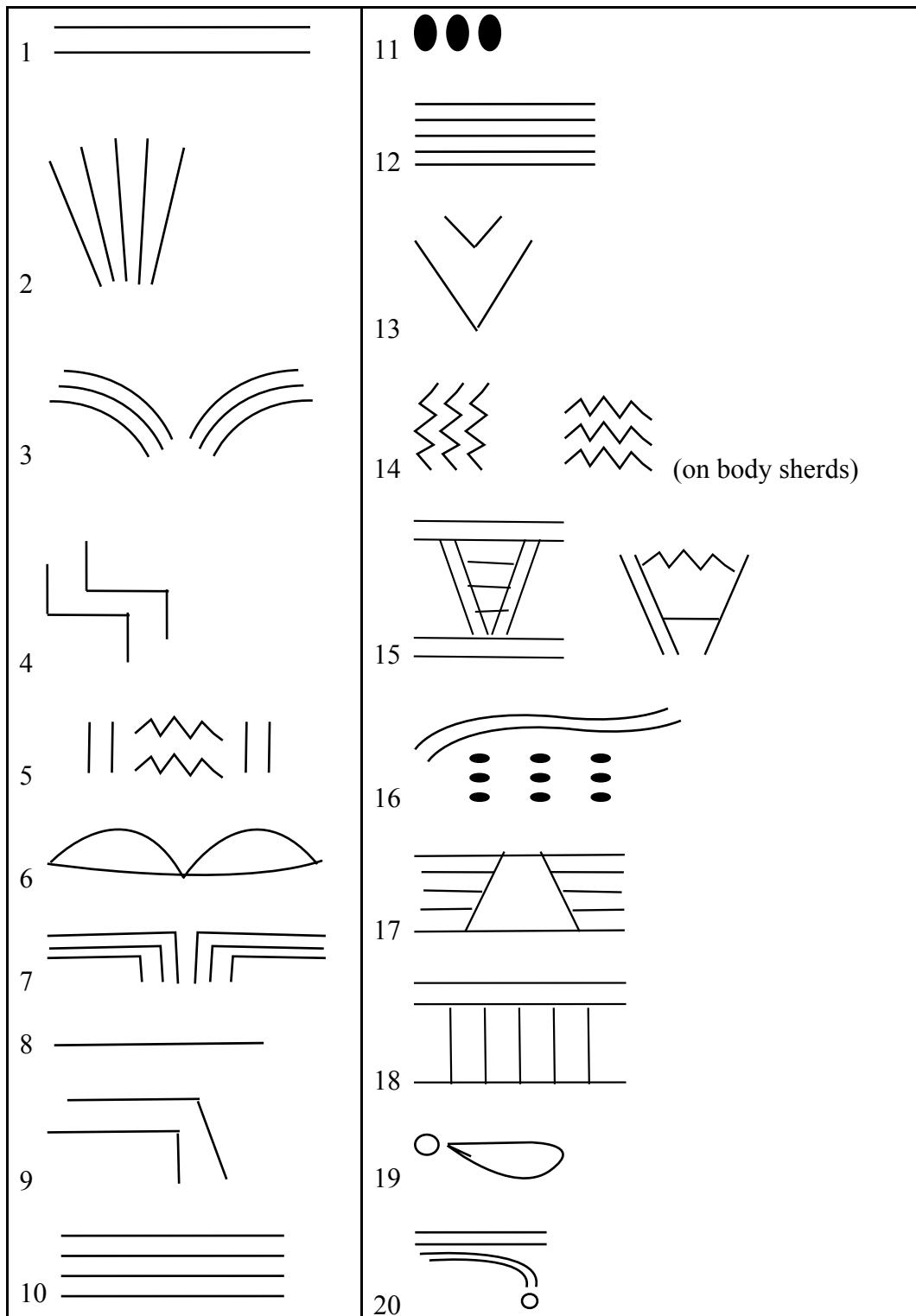
What stratigraphic layer the sherd came from

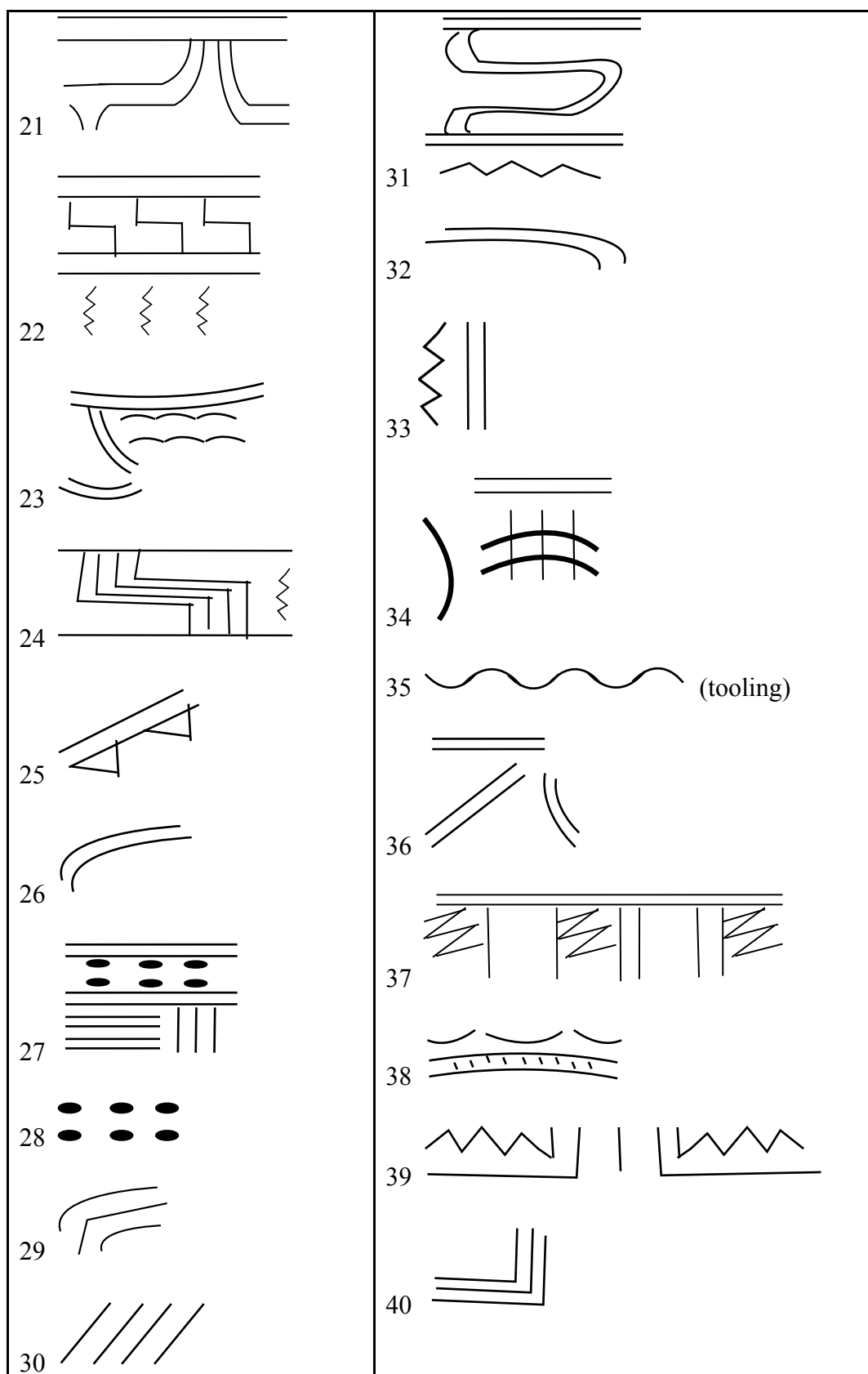
**Bag Label:**

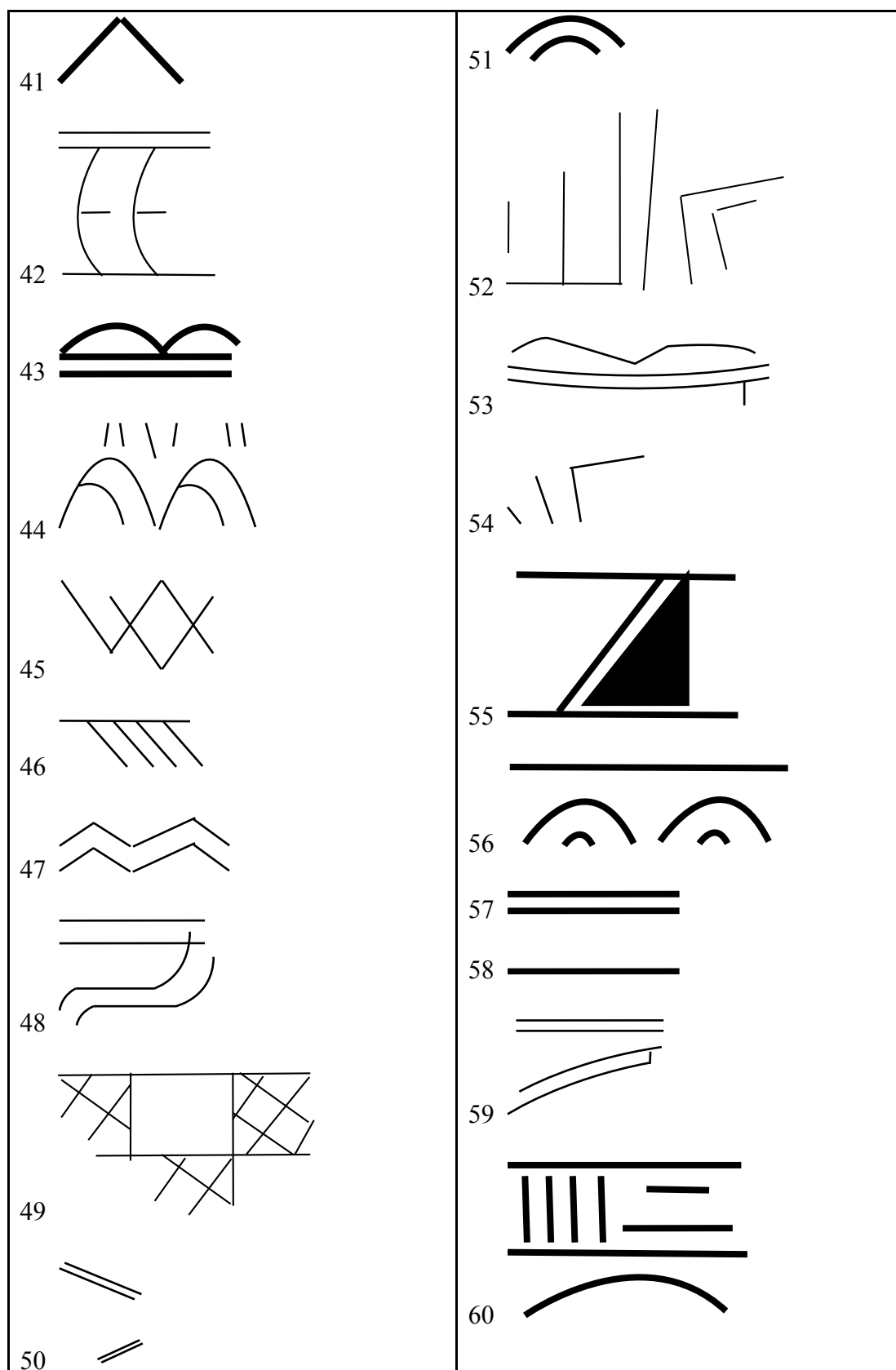
What was written on the bag verbatim

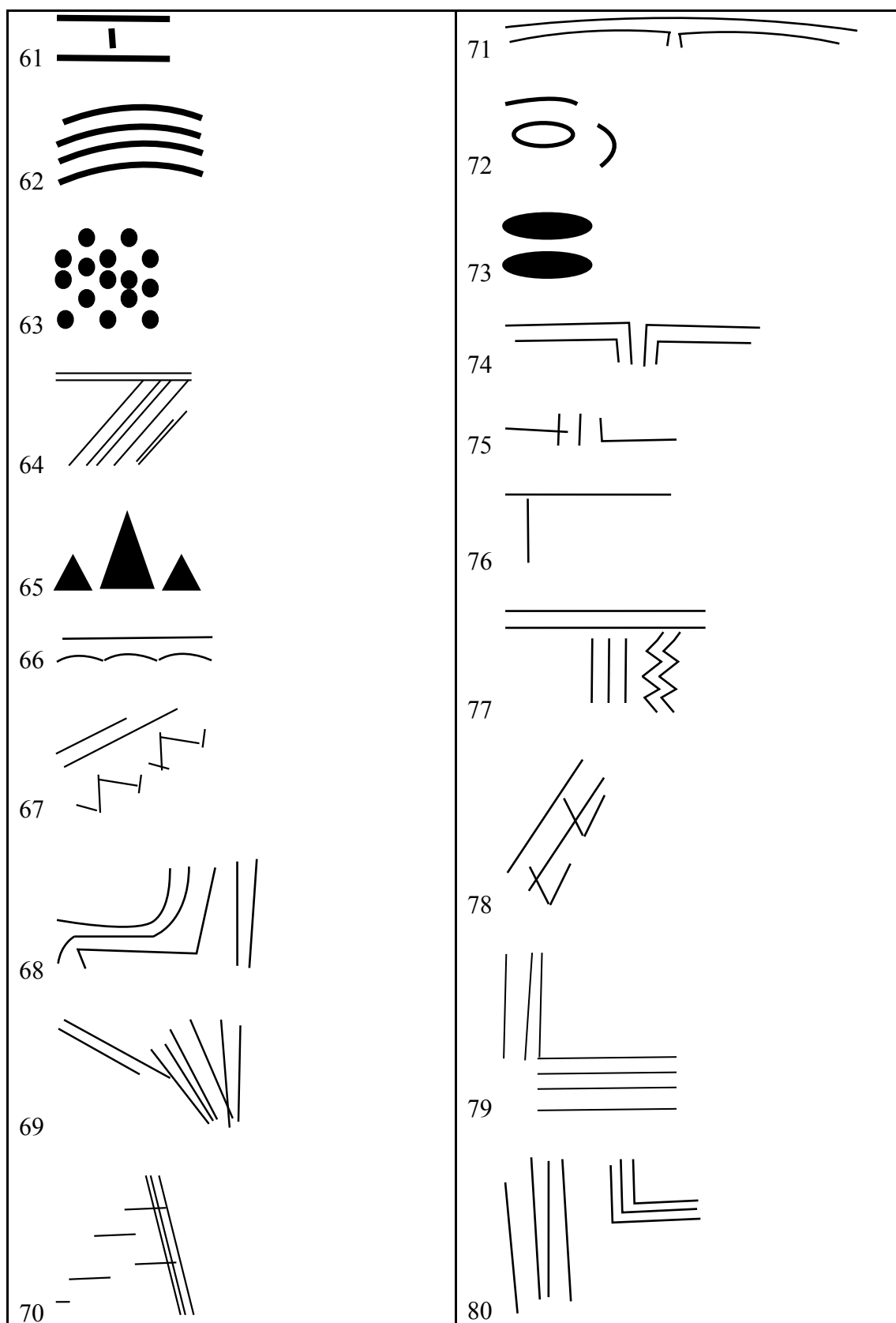
## APPENDIX B

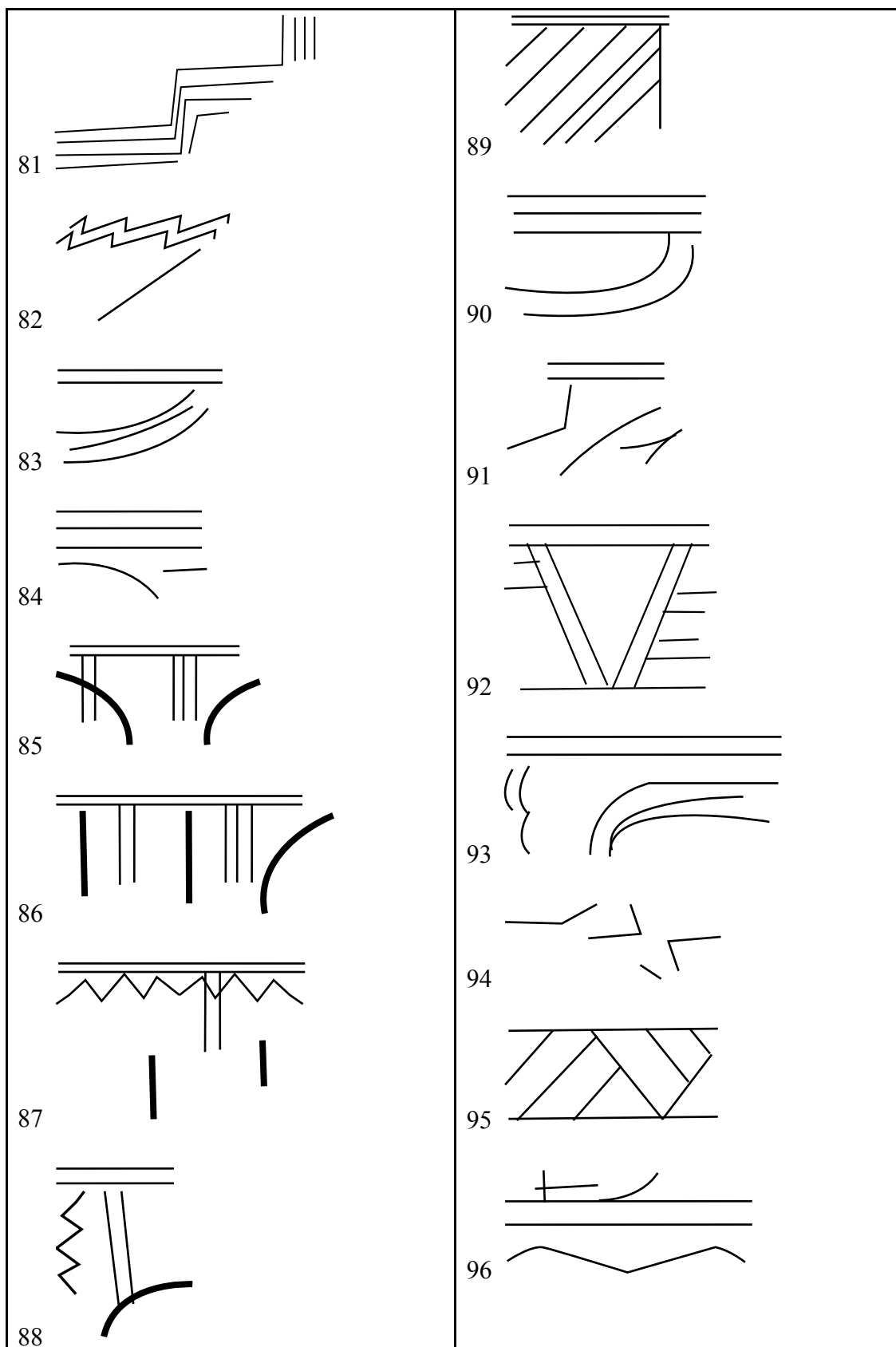
## Motif Catalog and Category Descriptions

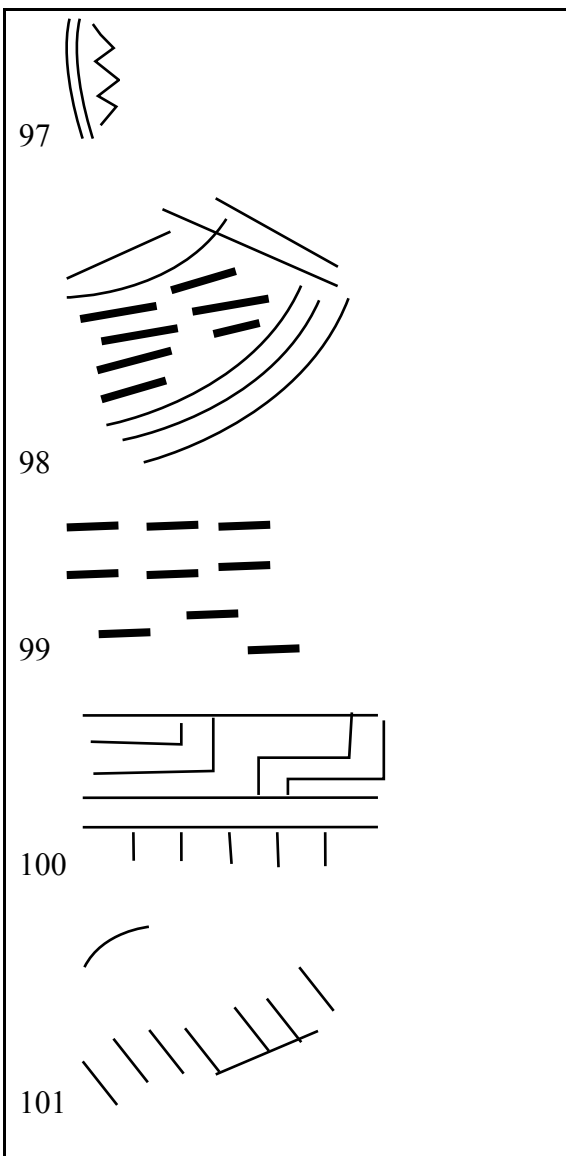












<b>Motif Category</b>	<b>Description</b>	<b>Motif #</b>
A	Parallel, continuous horizontal lines	1, 8, 10, 12, 57-58, 61-62
B	Scalloping	3, 6, 23, 38, 42-44, 51, 53, 56, 66
C	Circles	11, 16, 19, 27-28, 63, 73
D	Stepped/line breaks	4, 22, 24, 48, 68, 81
E	Cross-hatching	45, 49
F	Non-continuous, parallel lines	70
G	Diagonal lines	30, 36, 46, 50, 55, 59, 64, 89
H	Vertical lines	2, 18, 33-34, 52, 54, 60, 69, 76-77, 85-88
I	Upcurving	26, 31, 75, 79-80, 83, 90
J	Downcurving	9, 20, 29, 32, 84, 91, 93
K	Lightning bolt/zig-zags	5, 14, 37, 47, 82
L	Wedge shaped	15, 17, 92
M	Double upcurving	21, 39
N	Double downcurving	74
O	Triple downcurving	7
P	triple upcurving	40
Q	“V”-shaped	13, 25, 41, 65, 67, 78
R	Wave tooling	35
S	Anthropomorphic modeling	72

## APPENDIX D

### Coding Data for all sherds

See Appendix A for abbreviation description

V	S	O/R	R	W	E	I	E	IS	E	I	E	I	D	M	P	P	Q	CN	A	L	Bag Label
F	T		F		B	B	S		C	C	P	P			C	T					
0	3	0	0	BIBrB u	0	0	1	1	7	7	0	0	1	5	3	2	1	22-5-325	C	7	Amalucan Buff Black/Brown type – Bag 3 of 3
0	3	0	0	BIBrB u	1	1	1	1	2	2	0	0	1	4	3	2	1	22-5-328	C	10	Amalucan Buff Black/Brown type – Bag 3 of 3
0	3	0	0	BIBrB u	0	1	0	0	2	2	0	0	1	52	2	2	1	22-5-337	D	CP	Amalucan Rims – Bag 5 of 5 (Formative Bag)
e	1	1	1	BIBrB u	0	0	1	1	1	1	0	0	0	0	1	4	1	22-5-318	C	8	Amalucan Buff Black/Brown type – Bag 1 of 3
e	1	1	1	BIBrB u	0	0	0	0	1	1	0	0	0	0	1	4	1	378	C	8	Amalucan Buff Black/Brown type – Bag 2 of 3
e	1	1	1	BIBrB u	0	0	0	1	5	5	0	0	0	0	3	2	1	22-5-295	C	CP	Amalucan Buff Black/Brown type – Bag 3 of 3
e	1	1	1	BIBrB u	0	1	1	1	1	1	0	0	1	0	2	2	1	22-5-323	C	5	Amalucan Buff Black/Brown type – Bag 3 of 3
e	1	1	1	BIBrB u	0	0	0	0	5	5	0	0	1	1	3	3	1	22-5-301	C	5	Amalucan Buff Black/Brown type – Bag 1 of 3
e	1	1	1	BIBrB u	0	1	1	1	2	2	0	0	1	1	2	3	1	22-5-335	C	6	Amalucan Buff Black/Brown type – Bag 1 of 3
e	1	1	1	BIBrB u	0	0	0	0	5	5	0	0	1	3	3	2	1	22-5-335	C	6	Amalucan Buff Black/Brown type – Bag 1 of 3
e	1	1	1	BIBrB u	0	1	1	1	2	2	0	0	1	1.40. 2	2	2	3	22-5-335	C	6	Amalucan Buff Black/Brown type – Bag 3 of 3
e	1	1	1	BIBrB u	0	0	0	0	2	2	0	0	1	1	3. 1	2	1	22-5-317	C	7	Amalucan Buff Black/Brown type – Bag 2 of 3
e	1	1	1	BIBrB u	0	1	1	1	1	1	0	0	1	3.1	1	2	1	22-5-325	C	7	Amalucan Buff Black/Brown type – Bag 3 of 3
e	1	1	1	BIBrB u	0	1	1	1	7	7	0	0	1	14.1	3. 1	2	1	22-5-325	C	7	Amalucan Buff Black/Brown type – Bag 3 of 3
e	1	1	1	BIBrB u	0	0	1	1	2	2	0	0	1	1	3	2	1	22-5-327	C	8	Amalucan Buff Black/Brown type – Bag 1 of 3
e	1	1	1	BIBrB u	1	1	1	1	1	1	0	0	1	1	1	3	1	22-5-318	C	8	Amalucan Buff Black/Brown type – Bag 1 of 3
e	1	1	1	BIBrB u	0	0	1	1	1	1	0	0	1	1	1	3	1	22-5-318	C	8	Amalucan Buff Black/Brown type – Bag 2 of 3
e	1	1	1	BIBrB	0	1	1	1	2	2	0	0	1	1	2	3	4	22-5-318, 378,	C	8	Amalucan Buff Black/Brown type – Bag 2 of 3

				u											309				3		
e	1	1	1	BIBrB u	0	1	1	1	2	2	0	0	1	1	3	2	1	22-5-326	C	8	Amalucan Buff Black/Brown type – Bag 3 of 3
e	1	1	1	BIBrB u	0	1	1	1	2	2	0	0	1	1	2	3	1	22-5-318	C	8	Amalucan Buff Black/Brown type – Bag 3 of 3
e	1	1	1	BIBrB u	0	1	1	1	2	2	0	0	1	2.1	3	2	1	22-5-318	C	8	Amalucan Buff Black/Brown type – Bag 1 of 3
e	1	1	1	BIBrB u	0	0	1	1	2	2	0	0	1	3.1	2	2	1	22-5-318	C	8	Amalucan Buff Black/Brown type – Bag 2 of 3
e	1	1	1	BIBrB u	0	1	1	1	2	2	0	0	1	3.1	2	3	1	22-5-326	C	8	Amalucan Buff Black/Brown type – Bag 3 of 3
e	1	1	1	BIBrB u	0	0	1	1	2	2	0	0	1	3.1	3	2	1	22-5-309	C	8	Amalucan Buff Black/Brown type – Bag 3 of 3
e	1	1	1	BIBrB u	1	1	1	1	2	2	0	0	1	3.39	2	3	1	22-5-318	C	8	Amalucan Buff Black/Brown type – Bag 1 of 3
e	1	1	1	BIBrB u	0	1	1	1	2	2	0	0	1	7.2	2	2	1	22-5-378	C	8	Amalucan Buff Black/Brown type – Bag 3 of 3
e	1	1	1	BIBrB u	0	1	1	1	1	1	0	0	1	8	1	3	1	22-5-327	C	8	Amalucan Buff Black/Brown type – Bag 1 of 3
e	1	1	1	BIBrB u	0	0	1	1	1	2	0	0	1	39.2	2	2	1	22-5-318	C	8	Amalucan Buff Black/Brown type – Bag 2 of 3
e	1	1	1	BIBrB u	0	0	1	1	2	2	0	0	1	1	2	3	1	22-5-327	C	9	Amalucan Buff Black/Brown type – Bag 2 of 3
e	1	1	1	BIBrB u	0	1	1	1	2	2	0	0	1	1	2	3	5	22-5-327, -310	C	9	Amalucan Buff Black/Brown type – Bag 2 of 3
e	1	1	1	BIBrB u	0	0	1	1	7	7	0	0	1	2.32	2	2	1	22-5-327	C	9	Amalucan Buff Black/Brown type – Bag 3 of 3
e	1	1	1	BIBrB u	1	1	1	1	3	3	0	0	1	3.1	5	3	1	22-5-319	C	9	Amalucan Buff Black/Brown type – Bag 2 of 3
e	1	1	1	BIBrB u	0	1	1	1	2	2	0	0	1	7	3. 2	2	1	22-5-319	C	9	Amalucan Buff Black/Brown type – Bag 1 of 3
e	1	1	1	BIBrB u	0	1	1	1	2	2	0	0	1	14.1	3	2	1	22-5-310	C	9	Amalucan Buff Black/Brown type – Bag 2 of 3
e	3	1	0	BIBrB u	0	0	1	1	2	2	0	0	1	3	3	2	2	22-5-310	C	9	Amalucan Buff Black/Brown type – Bag 3 of 3
e	1	1	1	BIBrB u	0	0	1	1	2	2	0	0	1	1	2	3	1	22-5-328	C	10	Amalucan Buff Black/Brown type – Bag 2 of 3
e	1	1	1	BIBrB u	0	1	1	1	2	2	0	0	1	1	2	3	3	22-5-328	C	10	Amalucan Buff Black/Brown type – Bag 2 of 3
e	1	1	1	BIBrB u	0	0	1	1	7	7	0	0	1	32	2	2	1	22-5-328	C	10	Amalucan Buff Black/Brown type – Bag 3 of 3
e	1	1	1	BIBrB u	1	1	1	1	2	2	0	0	1	1	2	4	1	22-5-295	C	CP	Amalucan Buff Black/Brown type – Bag 1 of 3
e	1	1	1	BIBrB u	0	1	1	1	2	2	0	0	1	1	2	3	8	22-5-295	C	CP	Amalucan Buff Black/Brown type – Bag 2 of 3
e	1	1	1	BIBrB	0	0	1	1	5	5	0	0	1	1	1	3	1	22-5-295	C	CP	Amalucan Buff Black/Brown type – Bag 3 of

e	1	1	1	u BIBrB u	0	0	1	1	7	7	0	0	1	1	2	2	1	22-5-295	C	CP	Amalucan Buff Black/Brown type – Bag 3 of 3
e	1	1	1	BIBrB u	1	1	1	1	2	2	0	0	1	3	1. 3	2	1	22-5-295	C	CP	Amalucan Buff Black/Brown type – Bag 1 of 3
e	1	1	1	BIBrB u	0	0	1	1	5	5	0	0	1	12.1	2. 1	3	1	22-5-295	C	CP	Amalucan Buff Black/Brown type – Bag 2 of 3
e	1	1	1	BIBrB u	0	1	1	1	2	2	0	0	1	13.1	2	3	1	22-5-295	C	CP	Amalucan Buff Black/Brown type – Bag 2 of 3
e	1	1	1	BIBrB u	0	0	0	0	5	5	0	0	1	32	2	2	1	22-5-337	C	CP	Amalucan Buff Black/Brown type – Bag 2 of 3
e	1	1	1	BIBrB u	0	0	0	0	2	3	0	0	1	39.4	2	3	1	22-5-295	C	CP	Amalucan Buff Black/Brown type – Bag 2 of 3
e	1	1	1	BIBrB u	0	0	0	0	2	3	0	0	0	0	2	2	5	22-5-318	C	8	Amalucan Buff Black/Brown type – Bag 3 of 3
z	1	1	16	BIBrB u	0	0	1	1	2	2	0	0	0	0	5	3	1	22-5-308	C	6	Amalucan Buff Black/Brown type – Bag 2 of 3
z	1	1	16	BIBrB u	0	0	1	1	2	2	0	0	0	0	1	3	1	22-5-310	C	9	Amalucan Buff Black/Brown type – Bag 1 of 3
z	1	1	16	BIBrB u	0	0	1	1	2	2	0	0	0	0	2	2	1	22-5-327	C	9	Amalucan Buff Black/Brown type – Bag 3 of 3
z	1	1	16	BIBrB u	0	1	1	1	1	1	0	0	0	0	2	2	1	22-5-310	C	9	Amalucan Buff Black/Brown type – Bag 3 of 3
z	1	1	16	BIBrB u	0	0	1	1	5	5	0	0	0	0	2	3	1	22-5-295	C	CP	Amalucan Buff Black/Brown type – Bag 2 of 3
z	1	1	16	BIBrB u	0	1	1	1	2	2	0	0	0	0	3	3	1	22-5-295	C	CP	Amalucan Buff Black/Brown type – Bag 3 of 3
z	1	1	16	BIBrB u	0	1	1	1	2	1	0	0	1	1	2	3	1	22-5-318	C	8	Amalucan Buff Black/Brown type – Bag 1 of 3
z	1	1	16	BIBrB u	0	0	1	1	2	2	0	0	1	1	2	3	1	22-5-318	C	8	Amalucan Buff Black/Brown type – Bag 2 of 3
z	1	1	16	BIBrB u	0	1	1	1	7	7	0	0	1	1	3	2	1	22-5-318	C	8	Amalucan Buff Black/Brown type – Bag 3 of 3
z	1	1	16	BIBrB u	0	0	1	1	2	2	0	0	1	3.1	3	3	1	22-5-318	C	8	Amalucan Buff Black/Brown type – Bag 3 of 3
z	1	1	16	BIBrB u	0	1	1	1	5	5	0	0	1	32	3. 1	2	1	22-5-318	C	8	Amalucan Buff Black/Brown type – Bag 2 of 3
z	1	1	16	BIBrB u	0	1	1	1	5	5	0	0	1	32.4	2	2	1	22-5-378	C	8	Amalucan Buff Black/Brown type – Bag 3 of 3
z	1	1	16	BIBrB u	1	1	1	1	2	2	0	0	1	2.1	3. 2	2	1	22-5-328	C	9	Amalucan Buff Black/Brown type – Bag 1 of 3
z	1	1	16	BIBrB u	1	1	1	1	2	2	0	0	1	7	3	3	1	22-5-319	C	9	Amalucan Buff Black/Brown type – Bag 1 of 3
z	1	1	16	BIBrB u	0	1	1	1	2	2	0	0	1	1	2	2	1	22-5-328	C	10	Amalucan Buff Black/Brown type – Bag 3 of 3
z	1	1	16	BIBrB	0	1	1	1	7	7	0	0	1	1	3	2	1	22-5-328	C	10	Amalucan Buff Black/Brown type – Bag 3 of



e	3	1	0	BrBu	0	0	0	0	2	2	0	0	1	3	2	2	1	316	C	6	Amalucan Buff – Brown Type Bag 1 of 1
e	3	1	0	BrBu	0	1	1	1	2	2	0	0	1	5	3	2	1	22-5-357	D	6	Amalucan Buff – Brown Type Bag 1 of 1
e	3	1	0	BrBu	0	1	1	1	7	2	0	0	1	9	3	2	1	108	B	6	Amalucan Buff – Brown Type Bag 1 of 1
e	1	1	1	BrBu	0	0	1	1	2	2	0	0	1	8	3	2	1	492x	A	7	Amalucan Buff – Brown Type Bag 1 of 1
e	3	1	0	BrBu	1	1	1	1	2	2	0	0	1	3	2	2	1	22-5-317	C	7	Amalucan Buff – Brown Type Bag 1 of 1
e	1	1	1	BrBu	1	1	1	1	2	2	0	0	1	2.7	3. 2	3	1	22-5-318	C	8	Amalucan Buff – Brown Type Bag 1 of 1
e	1	1	1	BrBu	0	1	1	1	7	2	0	0	1	8	3. 2	2	1	22-5-118	A	8	Amalucan Buff – Brown Type Bag 1 of 1
e	1	1	1	BrBu	0	1	1	1	2	2	0	0	1	9	2	2	1	378	C	8	Amalucan Buff – Brown Type Bag 1 of 1
e	3	1	0	BrBu	0	0	0	0	1	2	0	0	1	2	1	3	1	22-5-318	C	8	Amalucan Buff – Brown Type Bag 1 of 1
e	2	1	0	BrBu	0	1	1	1	7	2	0	0	1	3	3	2	1	22-5-318	C	8	Amalucan Buff – Brown Type Bag 1 of 1
e	3	1	0	BrBu	0	0	1	1	2	2	0	0	1	3	3	3	1	22-5-309	C	8	Amalucan Buff – Brown Type Bag 1 of 1
e	3	1	0	BrBu	0	1	1	1	2	2	0	0	1	3	3	2	1	22-5-326	C	8	Amalucan Buff – Brown Type Bag 1 of 1
e	1	1	1	BrBu	1	1	1	1	2	2	0	0	1	1	2	2	1	22-5-310	C	9	Amalucan Buff – Brown Type Bag 1 of 1
e	1	1	1	BrBu	0	0	1	1	2	2	0	0	1	1	3. 2	2	1	505	A	9	Amalucan Buff – Brown Type Bag 1 of 1
e	1	1	12	BrBu	0	1	1	1	7	2	0	0	1	2	3. 2	2	1	407	A	9	Amalucan Buff – Brown Type Bag 1 of 1
e	3	1	0	BrBu	0	1	1	1	2	2	0	0	1	2	3. 2	2	1	22-5-327	C	9	Amalucan Buff – Brown Type Bag 1 of 1
e	3	1	0	BrBu	0	1	1	1	2	2	0	0	1	2	2	3	1	22-5-319	C	9	Amalucan Buff – Brown Type Bag 1 of 1
e	2	1	0	BrBu	1	1	1	1	2	2	0	0	1	3	2. 1	3	1	22-5-319	C	9	Amalucan Buff – Brown Type Bag 1 of 1
e	3	1	0	BrBu	0	1	1	1	2	2	0	0	1	3	2	2	1	22-5-327	B	9	Amalucan Buff – Brown Type Bag 1 of 1
e	2	1	0	BrBu	1	1	1	1	7	2	0	0	1	13	3	2	1	22-5-319	C	9	Amalucan Buff – Brown Type Bag 1 of 1
e	1	1	1	BrBu	1	1	1	1	5. 2	2	0	0	1	1.3	3	2	1	No Prov.	B	n/a	Amalucan Buff – Brown Type Bag 1 of 1
e	1	1	1	BrBu	1	1	1	1	2	2	0	0	1	4	3. 2	2	1	429	A	n/a	Amalucan Buff – Brown Type Bag 1 of 1
e	1	1	1	BrBu	1	1	1	1	2	2	0	0	1	8	2	3	1	397	A	n/a	Amalucan Buff – Brown Type Bag 1 of 1
e	2	1	0	BrBu	0	1	1	1	2	2	0	0	1	5	2	2	1	n/a	A	n/a	Amalucan Buff – Brown Type Bag 1 of 1
e	1	1	1	BrBu	0	1	1	1	2	2	0	0	1	1.2	2	2	1	22-5-338	D	CP	Amalucan Buff – Brown Type Bag 1 of 1
e	1	1	1	BrBu	1	1	1	1	2	2	0	0	1	2	2	2	1	22-5-338	D	CP	Amalucan Buff – Brown Type Bag 1 of 1
e	1	1	1	BrBu	1	1	1	1	2	2	0	0	1	8	3. 2	2	1	22-5-337	D	CP	Amalucan Buff – Brown Type Bag 1 of 1
e	1. 2	1	1	BrBu	0	0	0	1	7	2	0	0	1	8	3	3	1	22-5-338	D	CP	Amalucan Buff – Brown Type Bag 1 of 1
e	3	1	0	BrBu	1	1	1	1	2	2	0	0	1	2	3	2	1	22-5-295	C	CP	Amalucan Buff – Brown Type Bag 1 of 1
e	3	1	0	BrBu	0	1	1	1	2	2	0	0	1	2	2	2	1	22-5-338	D	CP	Amalucan Buff – Brown Type Bag 1 of 1

e	3	1	0	BrBu	0	1	1	1	2	2	0	0	1	2	2	3	1	22-5-295	C	CP	Amalucan Buff – Brown Type Bag 1 of 1
e	3	1	0	BrBu	0	1	1	1	7	2	0	0	1	2	3	2	1	22-5-295	C	CP	Amalucan Buff – Brown Type Bag 1 of 1
e	2	1	0	BrBu	0	1	1	1	2	2	0	0	1	2	2	3	1	22-5-295	C	CP	Amalucan Buff – Brown Type Bag 1 of 1
e	3	1	0	BrBu	0	1	1	1	2	2	0	0	1	2	2	3	1	22-5-295	C	CP	Amalucan Buff – Brown Type Bag 1 of 1
e	3	1	0	BrBu	0	1	1	1	2	2	0	0	1	2	1	2	1	22-5-295	C	CP	Amalucan Buff – Brown Type Bag 1 of 1
e	2	1	0	BrBu	0	1	1	1	7. 2	2	0	0	1	3	2. 1	2	1	22-5-295	C	CP	Amalucan Buff – Brown Type Bag 1 of 1
e	2	1	0	BrBu	0	1	1	1	2	2	0	0	1	3	3. 2	2	1	22-5-295	C	CP	Amalucan Buff – Brown Type Bag 1 of 1
e	3	1	0	BrBu	0	1	1	1	2	2	0	0	1	3	3	2	1	22-5-295	C	CP	Amalucan Buff – Brown Type Bag 1 of 1
e	3	1	0	BrBu	0	1	1	1	2	2	0	0	1	3	3	2	1	22-5-295	C	CP	Amalucan Buff – Brown Type Bag 1 of 1
e	2	1	0	BrBu	0	1	1	1	2	2	0	0	1	5	2	3	1	22-5-295	C	CP	Amalucan Buff – Brown Type Bag 1 of 1
e	3	1	0	BrBu	1	1	1	1	2	2	0	0	1	9	2	3	1	22-5-295	C	CP	Amalucan Buff – Brown Type Bag 1 of 1
e	2	1	0	BrBu	1	0	1	1	2	2	0	0	1	12	2	2	1	22-5-338	D	CP	Amalucan Buff – Brown Type Bag 1 of 1
e	1	1	1	BrBu	1	1	1	1	2	2	0	0	1	1	2	2	1	22-5-357	D	Feature 1	Amalucan Buff – Brown Type Bag 1 of 1
e	1	1	1	BrBu	0	1	1	1	7	2	0	0	1	1.2	3	2	1	22-5-339	D	feature 1a	Amalucan Buff – Brown Type Bag 1 of 1
e	3	1	0	BrBu	0	1	0	1	2	2	0	0	1	3	3	2	1	22-5-340	D	Feature 1b	Amalucan Buff – Brown Type Bag 1 of 1
e	1	1	1	BrBu	1	1	1	1	7	2	0	0	1	1	3	2	1	22-5-372	G	SF	Amalucan Buff – Brown Type Bag 1 of 1
e	1	1	1	BrBu	1	1	1	1	7	2	0	0	1	1	3	2	1	22-5-372	G	SF	Amalucan Buff – Brown Type Bag 1 of 1
e	1	1	1	BrBu	0	1	1	1	2	2	0	0	1	1.2	2	2	1	382	A	SF	Amalucan Buff – Brown Type Bag 1 of 1
e	1	1	1	BrBu	0	1	1	1	2	2	0	0	1	8	1	2	1	22-5-383	B	SF	Amalucan Buff – Brown Type Bag 1 of 1
e	1	1	1	BrBu	0	1	1	1	2	2	0	0	1	8	3. 2	2	1	22-5-372	G	SF	Amalucan Buff – Brown Type Bag 1 of 1
e	1	1	1	BrBu	0	1	1	1	2	2	0	0	1	1.2	2	3	1	22-5-380	SF	south of road	Amalucan Buff – Brown Type Bag 1 of 1
e	1	1	1	BrBu	0	0	1	1	2	2	0	0	2	11	3	2	1	22-5-314	C	4	Amalucan Buff – Brown Type Bag 1 of 1
e	1	1	1	BrBu	0	0	1	1	2	2	0	0	2	11	3. 2	2	1	419	A	9	Amalucan Buff – Brown Type Bag 1 of 1
e	1	1	1	BrBu	0	1	1	1	2	2	0	0	2	6	3	3	1	22-5-338	D	CP	Amalucan Buff – Brown Type Bag 1 of 1
e	1	1	1	BrBu	0	1	0	1	2	2	0	0	2	6	3	2	1	22-5-338	D	CP	Amalucan Buff – Brown Type Bag 1 of 1
f	1	1	3	BrBu	0	1	1	1	7	2	0	0	1	3	2	2	1	22-5-327	C	8	Amalucan Buff – Brown Type Bag 1 of 1
x	1	2	2	BrBu	1	3	1	1	7	7	0	0	3	11	3	3	1	22-5-108	B	n/a	Amalucan Rims – Bag 5 of 5 (Formative Bag)
0	3	1	0	Bu	0	1	1	1	5	5	0	0	0	0	3	2	1	22-5-364	D	5	Amalucan Buff – Bag 2 of 6
0	2	1	0	Bu	0	0	1	1	5	5	0	0	0	0	3	2	1	336	A	7	Amalucan Buff – Bag 2 of 6
0	2	1	0	Bu	0	0	1	1	5	5	0	0	0	0	3. 1	2	1	22-5-327	C	9	Amalucan Buff – Bag 2 of 6
0	2	1	0	Bu	0	0	1	1	5	5	0	0	0	0	3. 1	2	1	295	C	CP	Amalucan Buff – Bag 2 of 6
0	3	0	0	Bu	0	0	0	0	5	5	0	0	1	67	2	2	1	22-5-249	B	1	Amalucan Rims – Bag 5 of 5 (Formative Bag)

0	3	0	0	Bu	0	0	1	1	5	5	0	0	1	66	3	2	1	22-5-154	B	2	Amalucan Rims – Bag 5 of 5 (Formative Bag)
0	3	0	0	Bu	0	0	0	0	5	5	0	0	1	2	2	3	1	22-5-351	D	4	Amalucan Rims – Bag 5 of 5 (Formative Bag)
0	3	0	0	Bu	0	0	0	0	5	5	0	0	1	4	3	2	1	22-5-333	C	4	Amalucan Rims – Bag 5 of 5 (Formative Bag)
0	3	1	0	Bu	0	1	1	1	5	5	0	0	1	2	3	2	1	22-5-260	B	4	Amalucan Buff – Bag 2 of 6
0	3	1	0	Bu	0	0	1	1	5	5	0	0	1	3	3.	2	1	22-5-370	D	5	Amalucan Buff – Bag 2 of 6
0	3	1	0	Bu	0	0	1	1	5	5	0	0	1	3	2.	2	1	261	B	5	Amalucan Buff – Bag 2 of 6
0	3	1	0	Bu	1	0	1	1	2	5	0	0	1	2	3	2	1	22-5-309	C	8	Amalucan Buff – Bag 2 of 6
0	3	1	0	Bu	0	0	1	1	2	5	0	0	1	2	2	2	1	326	A	8	Amalucan Buff – Bag 2 of 6
0	2	1	0	Bu	0	0	1	1	5	5	0	0	1	4.12	2	3	1	22-5-318	C	8	Amalucan Buff – Bag 2 of 6
0	2	1	0	Bu	0	1	1	1	5	5	0	0	1	9	3	1	1	22-5-378	C	8	Amalucan Buff – Bag 2 of 6
0	2	1	0	Bu	0	1	1	1	5	5	0	0	1	3	3	2	1	22-5-319	C	9	Amalucan Buff – Bag 2 of 6
0	3	0	0	Bu	0	3	0	0	5	5	0	0	1	53	3	2	1	22-5-295	C	CP	Amalucan Rims – Bag 5 of 5 (Formative Bag)
0	3	0	0	Bu	0	0	0	0	5	5	0	0	4	63	3	2	1	22-5-219	B	2	Amalucan Rims – Bag 5 of 5 (Formative Bag)
a	1	1	1	Bu	0	0	1	1	5	5	0	0	0	0	2	2	1	22-5-309	C	8	Amalucan Buff – Bag 6 of 6
a	1	1	2	Bu	0	0	1	1	5	5	0	0	1	1	3.	3	1	No Prov		n/a	Amalucan Buff – Bag 2 of 6
a	2	1	0	Bu	0	1	0	1	5	5	0	0	1	78	3	2	1	22-5-295	C	CP	Amalucan Sherds – Bag 2 of 8
b	1	1	2	Bu	0	0	1	1	5	5	0	0	0	0	2	2	1	22-5-318	C	8	Amalucan Buff – Bag 6 of 6
b	1	1	2	Bu	0	0	1	1	5	5	0	0	0	0	3	2	1	No Prov	A	n/a	Amalucan Buff – Bag 2 of 6
e	1	1	1	Bu	0	0	0	0	5	5	0	0	0	0	3	2	1	22-5-322	C	4	Amalucan Buff – Bag 3 of 6
e	1	1	1	Bu	0	0	1	1	5	5	0	0	0	0	3	2	1	391	A	8	Amalucan Buff – Bag 4 of 6
e	1	1	1	Bu	0	1	1	1	5	5	0	0	0	0	1.	3	1	22-5-319	C	9	Amalucan Buff – Bag 1 of 6
e	1	1	1	Bu	0	0	1	1	5	5	0	0	0	0	2	3	1	22-5-327	C	9	Amalucan Buff – Bag 3 of 6
e	1	1	1	Bu	0	0	1	1	5	5	0	0	0	0	3	2	1	22-5-319	C	9	Amalucan Buff – Bag 3 of 6
e	1	1	1	Bu	0	0	1	1	5	5	0	0	0	0	3	2	1	460	A	9	Amalucan Buff – Bag 4 of 6
e	1	1	1	Bu	0	0	0	0	5	5	0	0	0	0	1	2	1	22-5-295	C	CP	Amalucan Buff – Bag 3 of 6
e	1	1	1	Bu	0	0	0	0	5	5	0	0	0	0	3	3	1	22-5-295	C	CP	Amalucan Buff – Bag 3 of 6
e	1	1	1	Bu	0	0	1	1	5	5	0	0	0	0	2	3	1	22-5-295	C	CP	Amalucan Buff – Bag 3 of 6
e	1	1	1	Bu	0	0	1	1	5	5	0	0	0	0	3	2	1	22-5-295	C	CP	Amalucan Buff – Bag 4 of 6
e	1	1	1	Bu	0	0	0	0	5	2	0	0	1	1	2	3	1	22-5-311	D	1	Amalucan Buff – Bag 1 of 6
e	1	1	1	Bu	0	0	1	1	5	5	0	0	1	41	5	2	1	22-5-247	B	4	Amalucan Buff – Bag 3 of 6
e	1	1	1	Bu	0	0	1	1	5	5	0	0	1	1	3	2	1	22-5-393	A	5	Amalucan Buff – Bag 3 of 6
e	1	1	1	Bu	0	0	1	1	5	5	0	0	1	1	3	2	1	356	A	5	Amalucan Buff – Bag 4 of 6
e	1	1	1	Bu	0	0	0	0	5	5	0	0	1	1	3	2	1	22-5-315	C	5	Amalucan Rims – Bag 5 of 5 (Formative Bag)

e	1	1	1	Bu	0	0	0	0	5	5	0	0	1	7	3	2	1	22-5-257	B	5	Amalucan Buff – Bag 3 of 6
e	1	1	1	Bu	0	0	1	1	5	5	0	0	1	8	2	3	1	315	C	5	Amalucan Buff – Bag 3 of 6
e	1	1	1	Bu	0	0	0	0	5	5	0	0	1	1	2	2	1	22-5-365	D	6	Amalucan Buff – Bag 1 of 6
e	1	1	1	Bu	0	0	0	0	5	5	0	0	1	1	2	3	1	22-5-308	C	6	Amalucan Buff – Bag 3 of 6
e	1	1	1	Bu	0	0	1	1	5	5	0	0	1	1	3	2	1	22-5-335	C	6	Amalucan Buff – Bag 3 of 6
e	1. 2	1	1	Bu	0	0	0	0	5	5	0	0	1	2	3	3	1	22-5-365	D	6	Amalucan Buff – Bag 1 of 6
e	1	1	1	Bu	0	0	1	1	5	5	0	0	1	3.1	2	3	1	22-5-308	C	6	Amalucan Buff – Bag 3 of 6
e	1	1	1	Bu	0	0	1	1	5	5	0	0	1	15.1	3	2	1	22-5-336	C	7	Amalucan Buff – Bag 3 of 6
e	1	1	1	Bu	0	0	1	1	5	5	0	0	1	1	3	2	1	22-5-326	C	8	Amalucan Buff – Bag 3 of 6
e	1	1	1	Bu	0	0	1	1	5	5	0	0	1	8	3	2	1	22-5-318	C	8	Amalucan Buff – Bag 3 of 6
e	1	1	1	Bu	0	0	1	1	5	5	0	0	1	8	3. 1	2	1	378	C	8	Amalucan Buff – Bag 3 of 6
e	1	1	1	Bu	0	0	1	1	5	5	0	0	1	8	2	2	1	22-5-318	C	8	Amalucan Buff – Bag 3 of 6
e	1	1	1	Bu	0	0	1	1	5	5	0	0	1	39	3	2	1	22-5-378	C	8	Amalucan Buff – Bag 3 of 6
e	1	1	1	Bu	0	0	1	1	5	5	0	0	1	8	2	3	1	356	A	9	Amalucan Buff – Bag 3 of 6
e	1	1	1	Bu	0	2	1	1	5	5	0	0	1	8	3	2	1	No Prov		n/a	Amalucan Buff – Bag 2 of 6
e	1	1	1	Bu	0	0	1	1	5	5	0	0	1	1	3. 2	3	1	22-5-338	D	CP	Amalucan Buff – Bag 1 of 6
e	1	1	1	Bu	0	0	1	1	5	5	0	0	1	1	3	3	1	22-5-295	C	CP	Amalucan Buff – Bag 3 of 6
e	1	1	1	Bu	0	0	1	1	5	5	0	0	1	1	2	3	1	22-5-338	D	CP	Amalucan Buff – Bag 3 of 6
e	1	1	1	Bu	0	0	1	1	5	5	0	0	1	1	2. 1	2	1	22-5-297	C	CP	Amalucan Buff – Bag 3 of 6
e	1	1	1	Bu	0	0	1	1	5	5	0	0	1	1	3	2	1	22-5-295	C	CP	Amalucan Buff – Bag 4 of 6
e	1	1	1	Bu	0	0	0	0	5	5	0	0	1	3.8	3. 1	3	1	22-5-295	C	CP	Amalucan Buff – Bag 3 of 6
e	1	1	1	Bu	0	0	1	1	5	5	0	0	1	3.8	2	3	1	22-5-295	C	CP	Amalucan Buff – Bag 3 of 6
e	1	1	1	Bu	0	0	1	1	5	5	0	0	1	4	2	2	1	22-5-295	C	CP	Amalucan Buff – Bag 3 of 6
e	1	1	1	Bu	0	0	1	1	5	5	0	0	1	32	2	3	1	22-5-295	C	CP	Amalucan Buff – Bag 3 of 6
e	1	1	1	Bu	0	0	1	1	5	5	0	0	1	1	3. 2	2	1	22-5-341	D	Feature 2	Amalucan Buff – Bag 1 of 6
e	1	1	1	Bu	0	2	1	1	5	5	0	0	1	8	3. 1	2	1	22-5-341	D	Feature 2	Amalucan Buff – Bag 1 of 6
e	1	1	1	Bu	0	0	0	0	5	5	0	0	1	1	3	3	1	22-5-379	C	SF	Amalucan Buff – Bag 1 of 6
e	1	1	1	Bu	0	0	0	0	5	5	0	0	0	0	3	2	1	22-5-315	C	5	Amalucan Buff – Bag 3 of 6
e	1	1	1	Bu	0	0	0	0	5	5	0	0	0	0	3	2	1	22-5-306	C	5	Amalucan Buff – Bag 3 of 6
e	1	1	1	Bu	0	0	0	0	5	5	0	0	0	0	3	2	1	22-5-316	C	6	Amalucan Buff – Bag 3 of 6
e	1	1	1	Bu	0	0	0	0	5	5	0	0	0	0	3	2	1	376	A	8	Amalucan Buff – Bag 3 of 6
e	1	1	1	Bu	0	0	0	0	5	5	0	0	0	0	3	2	3	22-5-309	C	8	Amalucan Buff – Bag 3 of 6

e	1	1	1	Bu	0	0	0	0	5	5	0	0	0	0	3	2	2	22-5-327	C	9	Amalucan Buff – Bag 3 of 6
e	1	1	1	Bu	0	0	0	0	5	5	0	0	0	0	3	2	2	22-5-295	C	CP	Amalucan Buff – Bag 3 of 6
f	1	1	3	Bu	0	0	1	1	5	5	0	0	0	0	3	2	1	400	C	n/a	Amalucan Buff – Bag 3 of 6
f	1	1	16	Bu	0	0	0	0	5	5	0	0	0	0	3.2	2	1	22-5-372	D	SF	Amalucan Buff – Bag 1 of 6
f	1	1	3	Bu	0	0	1	1	5	5	0	0	1	1	2	3	1	22-5-306	C	4	Amalucan Buff – Bag 3 of 6
f	1	1	3	Bu	0	0	1	1	5	5	0	0	1	1	2	2	1	22-5-295	C	CP	Amalucan Buff – Bag 3 of 6
l	1	1	1	Bu	0	0	1	1	5	5	0	0	0	0	3	2	1	436	A	6	Amalucan Buff – Bag 6 of 6
x	1	2	2	Bu	0	3	0	0	5	5	0	0	0	0	3	3	1	22-5-325	C	7	Amalucan Buff – Bag 5 of 6
x	1	2	2	Bu	0	3	0	0	5	5	0	0	0	0	3	3	1	22-5-325	C	7	Amalucan Buff – Bag 5 of 6
x	1	2	2	Bu	0	0	1	1	5	5	0	0	0	0	3	2	1	22-5-327	C	9	Amalucan Buff – Bag 5 of 6
x	1	2	2	Bu	0	0	1	1	5	5	0	0	0	0	3	2	1	22-5-327	C	9	Amalucan Buff – Bag 5 of 6
x	1	2	2	Bu	1	0	1	1	5	5	0	0	0	0	3	2	1	22-5-338	D	CP	Amalucan Buff – Bag 5 of 6
x	1	2	2	Bu	0	0	1	1	5	5	0	0	0	0	3	2	1	22-5-295	C	CP	Amalucan Buff – Bag 5 of 6
x	1	2	2	Bu	0	0	1	1	5	5	0	0	1	8	2	3	1	22-5-338	D	CP	Amalucan Buff – Bag 6 of 6
y	1	2	2	Bu	0	0	1	1	5	5	0	0	0	0	3	2	1	356	A	5	Amalucan Buff – Bag 5 of 6
y	1	2	2	Bu	0	0	1	1	5	5	0	0	0	0	3	2	1	22-5-335	C	6	Amalucan Buff – Bag 5 of 6
y	1	2	2	Bu	0	0	1	1	5	5	0	0	0	0	3	2	1	22-5-335	C	6	Amalucan Buff – Bag 5 of 6
y	1	2	2	Bu	0	0	1	1	5	5	0	0	0	0	3	2	1	22-5-327	C	9	Amalucan Buff – Bag 5 of 6
y	1	2	2	Bu	0	3	0	0	5	5	0	0	1	4	2	2	1	22-5-308	C	6	Amalucan Rims – Bag 5 of 5 (Formative Bag)
y	1	2	2	Bu	0	0	0	0	5	5	0	0	1	8	3	2	1	22-5-327	C	9	Amalucan Buff – Bag 5 of 6
y	1	2	2	Bu	0	0	1	1	5	5	0	0	1	1	3	2	1	22-5-285	C	CP	Amalucan Buff – Bag 5 of 6
z	1	1	16	Bu	1	1	0	1	1	5	0	0	0	0	3.1	2	1	22-5-356	A	5	Amalucan Buff – Bag 3 of 6
z	1	1	1	Bu	0	0	1	1	5	5	0	0	1	1.7	2	3	1	22-5-357	D	6	Amalucan Buff – Bag 1 of 6
z	1	1	1	Bu	0	0	0	0	5	5	0	0	1	13.1.3	2	3	1	22-5-359	D	6	Amalucan Buff – Bag 1 of 6
z	1	1	16	Bu	1	1	1	1	5	5	0	0	1	1	3	2	1	22-5-318	C	8	Amalucan Buff – Bag 3 of 6
z	1	1	16	Bu	0	0	1	1	5	5	0	0	1	8	3	2	1	22-5-326	C	8	Amalucan Buff – Bag 3 of 6
z	1	1	16	Bu	0	0	1	1	5	5	0	0	1	8	3	3	1	22-5-318	C	8	Amalucan Buff – Bag 3 of 6
z	1	1	16	Bu	0	0	1	1	5	5	0	0	1	1	3	2	1	22-5-327	C	9	Amalucan Buff – Bag 3 of 6
z	1	1	16	Bu	0	0	1	1	5	5	0	0	1	3.1	3	2	1	22-5-319	C	9	Amalucan Buff – Bag 3 of 6
z	1	1	16	Bu	0	0	1	1	5	5	0	0	1	8	3	2	1	22-5-319	C	9	Amalucan Buff – Bag 3 of 6
z	1	1	16	Bu	0	n/a	0	0	5	5	0	0	1	1	2.1	2	1		A	n/a	Amalucan Buff – Bag 2 of 6
z	1	1	16	Bu	0	0	1	1	5	5	0	0	1	1	2	3	1	22-5-295	C	CP	Amalucan Buff – Bag 3 of 6
z	1	1	16	Bu	0	0	1	1	5	5	0	0	1	1	3	2	1	22-5-295	C	CP	Amalucan Buff – Bag 3 of 6

z	1	1	16	Bu	0	0	1	1	5	5	0	0	1	8	3	2	1	22-5-295	C	CP	Amalucan Buff – Bag 3 of 6
z	1	1	16	Bu	1	1	1	1	5	5	0	0	1	14	3. 2	2	1	22-5-338	D	CP	Amalucan Buff – Bag 1 of 6
z	1	1	16	Bu	1	1	1	1	5	5	0	0	1	24	2	2	1	22-5-295	C	CP	Amalucan Buff – Bag 3 of 6
z	1	1	16	Bu	3	2	1	1	5	5	0	0	1	32	3	2	1	22-5-338	D	CP	Amalucan Buff – Bag 1 of 6
a	1	1	3	BuBr W	0	0	1	1	6	6	0	0	0	0	3	2	1	22-5-295	B	CP	Amalucan Buff Brown and White – Bag 2 of 6
b	1	1	3	BuBr W	0	0	1	1	6	6	0	0	0	0	3	2	1	414	A	n/a	Amalucan Buff Brown and White – Bag 2 of 6
b	1	1	2	BuBr W	0	0	1	1	6	6	0	0	0	0	9	3	1	22-5-295	C	CP	Amalucan Buff Brown and White – Bag 2 of 6
b	1	1	3	BuBr W	0	0	1	1	6	6	0	0	0	0	3	2	1	22-5-295	C	CP	Amalucan Buff Brown and White – Bag 2 of 6
b	1	1	3	BuBr W	0	0	1	1	6	6	0	0	0	0	3	2	1	22-5-338	D	CP	Amalucan Buff Brown and White – Bag 2 of 6
b	1	1	3	BuBr W	0	0	1	1	6	6	0	0	0	0	2	2	1	22-5-295	C	CP	Amalucan Buff Brown and White – Bag 2 of 6
f	1	1	3	BuBr W	0	0	1	1	6	6	0	0	1	3.1	3	2	1	339	A	Fe1a	Amalucan Buff Brown and White – Bag 2 of 6
k	1	1	2	BuBr W	0	0	1	1	6	6	0	0	0	0	3	2	1	22-5-295	C	CP	Amalucan Buff Brown and White – Bag 4 of 6
k	1	1	2	BuBr W	0	3	1	1	6	6	0	0	1	1	2	2	1	22-5-331	C	2	Amalucan Buff Brown and White – Bag 4 of 6
k	1	1	2	BuBr W	0	0	1	1	6	6	0	0	1	5.3	3	2	1	22-5-168	B	4	Amalucan Buff Brown and White – Bag 4 of 6
k	1	1	2	BuBr W	0	3	1	1	6	6	0	0	1	8	3. 2	2	1	22-5-132	B	4	Amalucan Buff Brown and White – Bag 4 of 6
k	1	1	2	BuBr W	0	3	1	1	6	6	0	0	1	8	3. 2	2	1	22-5-314	C	4	Amalucan Buff Brown and White – Bag 4 of 6
k	1	1	2	BuBr W	0	0	1	1	6	6	0	0	1	1	3	2	1	22-5-357	D	6	Amalucan Buff Brown and White – Bag 4 of 6
k	1	1	2	BuBr W	0	0	1	1	6	6	0	0	1	2	3	2	1	22-5-308	C	6	Amalucan Buff Brown and White – Bag 4 of 6
k	1	1	2	BuBr W	0	3	1	1	6	6	0	0	1	8	3. 2	2	1	22-5-335	C	6	Amalucan Buff Brown and White – Bag 4 of 6
k	1	1	2	BuBr W	0	3	1	1	6	6	0	0	1	8	2	2	1	22-5-308	C	6	Amalucan Buff Brown and White – Bag 4 of 6
k	1	1	2	BuBr W	0	0	1	1	6	6	0	0	1	8	3	2	1	22-5-347	D	6	Amalucan Buff Brown and White – Bag 4 of 6
k	1	1	2	BuBr W	0	0	1	1	6	6	0	0	1	1	3	2	1	113	B	7	Amalucan Buff Brown and White – Bag 4 of 6
k	1	1	2	BuBr W	0	0	1	1	6	6	0	0	1	1	3	2	1	22-5-325	C	7	Amalucan Buff Brown and White – Bag 4 of 6
k	1	1	2	BuBr W	0	3	1	1	6	6	0	0	1	8	3. 2	2	1	22-5-336	C	7	Amalucan Buff Brown and White – Bag 4 of 6

k	1	1	2	BuBr W	0	3	1	1	6	6	0	0	1	8	3. 2	2	1	22-5-325	C	7	Amalucan Buff Brown and White – Bag 4 of 6
k	1	1	2	BuBr W	0	3	1	1	6	6	0	0	1	1	2	2	1	22-5-326	C	8	Amalucan Buff Brown and White – Bag 4 of 6
k	1	1	2	BuBr W	0	3	1	1	6	6	0	0	1	8	3. 2	2	1	376	B	8	Amalucan Buff Brown and White – Bag 4 of 6
k	1	1	2	BuBr W	0	3	1	1	6	6	0	0	1	8	3. 2	2	1	22-5-327	C	9	Amalucan Buff Brown and White – Bag 4 of 6
k	1	1	2	BuBr W	0	3	1	1	6	6	0	0	1	8	3. 2	2	1	22-5-319	C	9	Amalucan Buff Brown and White – Bag 4 of 6
k	1	1	2	BuBr W	0	3	1	1	6	6	0	0	1	8	3. 2	2	1	22-5-327	C	9	Amalucan Buff Brown and White – Bag 4 of 6
k	1	1	2	BuBr W	0	0	1	1	6	6	0	0	1	1	2	2	1	22-5-108	B	n/a	Amalucan Buff Brown and White – Bag 4 of 6
k	1	1	2	BuBr W	0	0	1	1	6	6	0	0	1	1	3	2	1	22-5-108	B	n/a	Amalucan Buff Brown and White – Bag 4 of 6
k	1	1	2	BuBr W	0	3	1	1	6	6	0	0	1	1	2	2	1	22-5-295	C	CP	Amalucan Buff Brown and White – Bag 4 of 6
k	1	1	2	BuBr W	0	3	1	1	6	6	0	0	1	8	3	2	1	22-5-296	C	CP	Amalucan Buff Brown and White – Bag 4 of 6
k	1	1	2	BuBr W	0	0	1	1	6	6	0	0	1	8	3	2	1	22-5-295	C	CP	Amalucan Buff Brown and White – Bag 4 of 6
k	1	1	2	BuBr W	0	3	1	1	6	6	0	0	1	3	3. 2	2	1	379	A	SF	Amalucan Buff Brown and White – Bag 4 of 6
k	1	1	2	BuBr W	0	0	1	1	6	6	0	0	2	1	3	2	1	22-5-318	C	8	Amalucan Buff Brown and White – Bag 4 of 6
k	1	1	2	BuBr W	0	0	1	1	6	6	0	0	2	1	3	2	1	22-5-378	C	8	Amalucan Buff Brown and White – Bag 4 of 6
k	1	1	2	BuBr W	0	0	1	1	6	6	0	0	2	1	3	2	1	22-5-295	C	CP	Amalucan Buff Brown and White – Bag 4 of 6
k	1	1	2	BuBr W	0	0	1	1	6	6	0	0	2	8	3	2	1	22-5-295	C	CP	Amalucan Buff Brown and White – Bag 4 of 6
l	1	1	2	BuBr W	0	0	1	1	6	6	0	0	1	8.13	3	2	1	22-5-364	D	5	Amalucan Buff Brown and White – Bag 4 of 6
l	1	1	2	BuBr W	0	0	1	1	6	6	0	0	1	1	3	2	1	22-5-372	G	SF	Amalucan Buff Brown and White – Bag 4 of 6
m	1	1	2	BuBr W	0	0	1	1	6	6	0	0	1	8	3	2	1	22-5-315	C	5	Amalucan Buff Brown and White – Bag 4 of 6
m	1	1	2	BuBr W	0	0	1	1	6	6	0	0	1	1	3	2	1	22-5-371	D	6	Amalucan Buff Brown and White – Bag 4 of 6
m	1	1	2	BuBr W	0	0	1	1	6	6	0	0	1	1.3	3	2	1	22-5-327	C	9	Amalucan Buff Brown and White – Bag 4 of 6
m	1	1	2	BuBr W	0	0	1	1	6	6	0	0	1	2	3	2	1	22-5-295	C	CP	Amalucan Buff Brown and White – Bag 4 of 6
o	1	1	3	BuBr W	0	0	1	1	2	6	0	0	1	36	3	2	1	408	A	13	Amalucan Buff Brown and White – Bag 2 of 6

q	1	1	3	BuBr W	0	0	1	1	6	6	0	0	1	26	3	2	1	22-5-309	C	8	Amalucan Buff Brown and White – Bag 2 of 6
q	1	1	3	BuBr W	0	0	1	1			0	0	1	8	2	2	1	453	A	n/a	Amalucan Buff Brown and White – Bag 2 of 6
s	1	2	10	BuBr W	0	0	1	1	6	6	0	0	1	1	3	2	1	22-5-327	C	9	Amalucan Buff Brown and White – Bag 2 of 6
y	1	2	2	BuBr W	0	3	1	1	6	6	0	0	1	8	3. 2	2	1	22-5-302	C	5	Amalucan Buff Brown and White – Bag 4 of 6
y	1	2	2	BuBr W	0	3	1	1	6	6	0	0	1	1	3	2	1	429	A	6	Amalucan Buff Brown and White – Bag 4 of 6
y	1	2	2	BuBr W	0	3	1	1	6	6	0	0	1	8	3	2	1	22-5-357	D	6	Amalucan Buff Brown and White – Bag 4 of 6
y	1	2	2	BuBr W	0	0	1	1	6	6	0	0	1	34	3	2	1	22-5-335	C	6	Amalucan Buff Brown and White – Bag 4 of 6
y	1	2	2	BuBr W	0	3	1	1	6	6	0	0	1	1	3	3	1	22-5-318	C	8	Amalucan Buff Brown and White – Bag 4 of 6
y	1	2	2	BuBr W	0	0	1	1	6	6	0	0	1	8	3	2	1	22-5-378	C	8	Amalucan Buff Brown and White – Bag 4 of 6
y	1	2	2	BuBr W	0	0	1	1	6	6	0	0	1	8	3	2	1	22-5-326	C	8	Amalucan Buff Brown and White – Bag 4 of 6
y	1	2	2	BuBr W	0	0	1	1	6	6	0	0	1	8	3	2	1	22-5-326	C	8	Amalucan Buff Brown and White – Bag 4 of 6
y	1	2	2	BuBr W	0	0	1	1	6	6	0	0	1	8	3	2	1	22-5-327	C	9	Amalucan Buff Brown and White – Bag 4 of 6
y	1	2	2	BuBr W	0	0	1	1	6	6	0	0	1	8	3	2	1	22-5-319	C	9	Amalucan Buff Brown and White – Bag 4 of 6
y	1	2	2	BuBr W	0	3	1	1	6	6	0	0	1	1	3	3	1	449	A	10	Amalucan Buff Brown and White – Bag 4 of 6
y	1	2	2	BuBr W	0	3	1	1	6	6	0	0	1	8	3. 2	2	1	22-5-108	B	n/a	Amalucan Buff Brown and White – Bag 4 of 6
y	1	2	2	BuBr W	0	3	1	1	6	6	0	0	1	8	3	3	1	22-5-108	B	n/a	Amalucan Buff Brown and White – Bag 4 of 6
y	1	2	2	BuBr W	0	0	1	1	6	6	0	0	1	8	3	2	1	22-5-295	C	CP	Amalucan Buff Brown and White – Bag 4 of 6
y	1	2	2	BuBr W	0	3	1	1	6	6	0	0	2	8	3	2	1	22-5-327	C	9	Amalucan Buff Brown and White – Bag 4 of 6
y	1	2	2	BuBr W	0	3	1	1	6	6	0	0	2	8	3	3	1	No Prov	B	n/a	Amalucan Buff Brown and White – Bag 4 of 6
0	3	0	0	FGr	1	1	0	0	9	9	0	0	0	0	4	1	4	497, No Prov, 230	A	9, 8	Amalucan Rare Types – Fine Gray – Bag 3 of 12
0	3	0	0	FGr	0	0	0	0	9	9	0	0	0	0	4	1	3 0				Amalucan Rare Types – Fine Gray – Bag 3 of 12
0	3	0	0	FGr	1	1	0	0	9	9	3	0	1	37	4	1	1	230	A	8	Amalucan Rare Types – Fine Gray – Bag 3 of 12
0	3	0	0	FGr	0	0	0	0	9	9	0	0	2	51	4	1	1	408	A	13	Amalucan Rare Types – Fine Gray – Bag 3 of 12

b	1	1	2	FGr	1	1	0	0	9	9	0	0	0	0	4	1	1	434	A	8	Amalucan Rare Types – Fine Gray – Bag 3 of 12	
e	1	1	1	FGr	0	0	0	0	9	9	0	0	0	0	4	1	1	22-5-328	C	10	Amalucan Rare Types – Fine Gray – Bag 3 of 12	
e	1	1	1	FGr	0	1	0	0	9	9	0	0	1	38	4	1	1	487	A	n/a	Amalucan Rare Types – Fine Gray – Bag 3 of 12	
e	1	1	1	FGr	0	0	0	0	9	9	0	0	2	61	4	1	1	22-5-346	D	5	Amalucan Rare Types – Fine Gray – Bag 3 of 12	
e	1	1	1	FGr	0	0	1	1	9	9	0	0	2	62	4	1	1	421	A	8	Amalucan Rare Types – Fine Gray – Bag 3 of 12	
f	1	1		FGr	1	1	1	1	9	9	0	0	0	0	4	1	1	No Prov	A	n/a	Amalucan Rare Types – Fine Gray – Bag 3 of 12	
r	1	1	3	FGr	1	1	0	0	9	9	3	0	1	37	4	1	1	504	A	8	Amalucan Rare Types – Fine Gray – Bag 3 of 12	
r	1	1	3	FGr	1	1	0	0	9	9	0	0	1	60	4	1		No Prov			Amalucan Rare Types – Fine Gray – Bag 3 of 12	
z	1	1	11	FGr	0	0	0	0	9	9	0	0	0	0	4	1	1	22-5-162	B	4	Amalucan Rare Types – Fine Gray – Bag 3 of 12	
0	3	0	0	GIBI	1	1	1	1	1	1	0	0	1	24	2	3	1	272	B	2	Amalucan Gloss Black – Bag 1 of 15	
0	3	0	0	GIBI	1	1	1	1	2	1	0	0	2	47	2	2	1	22-5-319	C	9	Amalucan Rims – Bag 5 of 5 (Formative Bag)	
0	3	0	0	GIBI	1	3	1	1	1	1	0	0	6	35	3	2	1	429	A	6	Amalucan Gloss Black – Bag 4 of 15	
0	3	0	0	GIBI	1	0	1	1	1	1	0	0	6	35	3	2	1	419	A	9	Amalucan Gloss Black – Bag 4 of 15	
a	1	1	1	GIBI	1	1	1	1	1	1	0	0	1	33	3	1	1	343	A	9	Amalucan Gloss Black – Bag 1 of 15	
a	1	1	1	GIBI	1	1	1	1	1	1	0	0	1	2	3	2	1	414	A	n/a	Amalucan Gloss Black – Bag 1 of 15	
a	1	1	1	GIBI	0	1	1	1	1	1	0	0	1	2.9	1	1	1	no prov	B	n/a	Amalucan Gloss Black – Bag 1 of 15	
e	1	1	1	GIBI	1	1	1	1	1	1	0	0	0	0	1	2	1	397	A	8	Amalucan Gloss Black – Bag 1 of 15	
e	1	1	1	GIBI	1	1	1	1	1	1	0	0	1	1	1.	2	1	397	A	8	Amalucan Gloss Black – Bag 1 of 15	
e	1	1	1	GIBI	1	1	1	1	1	1	0	0	1	2	3	2	1	453	A	n/a	Amalucan Gloss Black – Bag 1 of 15	
e	1	1	11	GIBI	1	1	1	1	1	1	0	0	1	1.2	1	2	1	453	A	n/a	Amalucan Gloss Black – Bag 1 of 15	
l	1	1	2	GIBI	0	1	1	1	1	1	0	0	0	0	3.	1	2	1	no prov		n/a	Amalucan Gloss Black – Bag 4 of 15
m	1	1	7	GIBI	1	1	1	1	1	1	0	0	0	0	1	2	1	451	A	10	Amalucan Gloss Black – Bag 1 of 15	
m	1	1	2	GIBI	1	1	1	1	1	1	0	0	5	32	3.	1	2	1	435	A	10	Amalucan Gloss Black – Bag 1 of 15
q	1	1	3	GIBI	1	1	1	1	1	1	0	0	0	0	1.	3	2	1	no prov	B	n/a	Amalucan Gloss Black – Bag 4 of 15
r	1	1	3	GIBI	1	1	1	1	1	1	0	0	0	0	1.	3	2	1	no prov		n/a	Amalucan Gloss Black – Bag 4 of 15
s	1	2	10	GIBI	1	3	1	1	1	1	0	0	1	30	3	1	1	504	A	8	Amalucan Gloss Black – Bag 4 of 15	
s	1	2	10	GIBI	1	3	1	1	1	9	0	0	1	34	1	2	1	22-5-319	C	9	Amalucan Gloss Black – Bag 1 of 15	
s	1	2	10	GIBI	1	1	1	1	1	1	0	0	2	11	1	2	1	487	A	n/a	Amalucan Gloss Black – Bag 1 of 15	

y	1	2	2	GIBl	1	1	1	1	1	1	0	0	0	0	1	2	1	343	A	9	Amalucan Gloss Black – Bag 1 of 15
y	1	2	2	GIBl	1	3	1	1	1	1	0	0	1	29	3	1	1	415	A	11	Amalucan Gloss Black – Bag 1 of 15
z	1	1	11	GIBl	1	1	1	1	1	1	0	0	2	46	3	2	1	343	A	9	Amalucan Rims – Bag 5 of 5 (Formative Bag)
0	6	0	0	GIBr	0	1	1	1	2	2	0	0	0	0	3	2	1	453	A		Amalucan Rims – Bag 5 of 5 (Formative Bag)
0	3	0	0	GIBr	0	1	1	1	6.7	2	6	0	8	0	3	1	1	493	A	8	Amalucan Rare Type Rims – Fluted and Grooved 4 of 12
0	3	0	0	GIBr	0	0	1	1	6.7	2	6	0	8	0	3	2	1	22-5-375	D	8	Amalucan Rare Type Rims – Fluted and Grooved 4 of 12
b	1	1	5	GIBr	1	1	1	1	7	7	0	0	1	49	3	1	1	22-5-118	A	8	Amalucan Rims – Bag 5 of 5 (Formative Bag)
f	1	1	3	GIBr	0	0	1	1	2	2	0	0	0	0	3	2	1	383	A	6	Amalucan Gloss Brown – Bag 14 of 15
f	1	1	3	GIBr	0	0	1	1	2	6	0	0	0	0	3	2	1	448	A	8	Amalucan Gloss Brown – Bag 14 of 15
f	1	1	2	GIBr	3	1	1	1	2	2	0	0	0	0	2	3	1	22-5-295	C	CP	Amalucan Gloss Brown – Bag 13 of 15
g	1	1	3	GIBr	0	0	1	1	2	2	0	0	4	11	3	2	1	490	A	1	Amalucan Gloss Brown – Bag 14 of 15
g	1	1	3	GIBr	0	0	1	1	5	5	0	0	4	11	3	2	1	430	A	1	Amalucan Gloss Brown – Bag 14 of 15
g	1	1	3	GIBr	0	0	1	1	2	2	0	0	4	11	3	2	1	448	A	8	Amalucan Gloss Brown – Bag 14 of 15
g	1	1	3	GIBr	0	0	1	1	2	2	0	0	4	11	3	2	1	380	A	south of road	Amalucan Gloss Brown – Bag 14 of 15
k	1	1	2	GIBr	0	0	1	1	3	3	0	0	0	0	3	2	1	22-5-325	C	6	Amalucan Gloss Brown – Bag 13 of 15
k	1	1	2	GIBr	1	1	1	1	2	2	0	0	0	0	3	2	1	22-5-327	C	8	Amalucan Gloss Brown – Bag 13 of 15
k	1	1	2	GIBr	0	3	1	1	2	2	0	0	0	0	1	3	1	22-5-328	C	9	Amalucan Gloss Brown – Bag 13 of 15
k	1	1	2	GIBr	3	3	1	1	2	2	0	0	0	0	3.1	3	1	22-5-328	C	9	Amalucan Gloss Brown – Bag 13 of 15
l	1	1	2	GIBr	0	1	0	1	1	2	0	0	0	0	1	3	1	22-5-295	C	CP	Amalucan Gloss Brown – Bag 13 of 15
q	1	1	19	GIBr	3	1	0	1	5	2	0	0	0	0	3	2	1	447	A	3	Amalucan Gloss Brown – Bag 12 of 15
q	1	1	19	GIBr	0	1	1	1	5	2	0	0	0	0	3	1	1	345	A	4	Amalucan Gloss Brown – Bag 14 of 15
q	1	1	19	GIBr	0	0	1	1	5	2	0	0	0	0	3	2	1	345	A	4	Amalucan Gloss Brown – Bag 14 of 15
q	1	1	19	GIBr	0	0	1	1	5	2	0	0	0	0	3	2	1	345	A	4	Amalucan Gloss Brown – Bag 14 of 15
q	1	1	19	GIBr	0	0	1	1	5	6	0	0	0	0	3	1	1	306	C	4	Amalucan Gloss Brown – Bag 14 of 15
q	1	1	19	GIBr	1	1	1	1	2	2	0	0	0	0	3	2	1	356	A	5	Amalucan Gloss Brown – Bag 14 of 15
q	1	1	19	GIBr	0	0	1	1	5	2	0	0	0	0	3	1	1	491	A	7	Amalucan Gloss Brown – Bag 14 of 15
q	1	1	19	GIBr	3	1	0	1	5	2	0	0	0	0	3	2	1	396	A	8	Amalucan Gloss Brown – Bag 12 of 15
q	1	1	19	GIBr	3	1	0	1	5	2	0	0	0	0	2	2	1	397	A	8	Amalucan Gloss Brown – Bag 12 of 15
q	1	1	19	GIBr	0	0	1	1	5	2	0	0	0	0	3	1	1	375	A	8	Amalucan Gloss Brown – Bag 14 of 15
q	1	1	19	GIBr	0	0	0	0	5	1	0	0	0	0	3	2	1	370	A	9	Amalucan Gloss Brown – Bag 12 of 15
q	1	1	19	GIBr	0	0	0	0	5	1	0	0	0	0	3	2	1	362	A	9	Amalucan Gloss Brown – Bag 12 of 15
q	1	1	19	GIBr	0	1	1	1	5	2	0	0	0	0	3	2	1	503	A	n/a	Amalucan Gloss Brown – Bag 14 of 15
q	1	1	19	GIBr	3	1	0	1	5	2	0	0	1	1	3	2	1	336	A	6	Amalucan Gloss Brown – Bag 12 of 15

q	1	1	19	GIBr	3	1	0	1	5	2	0	0	1	1	3	2	1	429	A	6	Amalucan Gloss Brown – Bag 12 of 15
q	1	1	20	GIBr	1	1	1	1	2	2	0	0	8	0	3	1	1	22-5-238	B	8	Amalucan Rare Type Rims – Fluted and Grooved 4 of 12
r	1	1	2	GIBr	1	1	1	1	2	2	0	0	0	0	2	2	1	22-5-310	C	9	Amalucan Gloss Brown – Bag 13 of 15
e	1	1	1	GIBu	1	1	1	1	13	$\frac{1}{3}$	0	0	1	1	3	3	3	496	A	9	Amalucan Rims Gloss Buff – Bag 1 of 4
f	1	1	2	GIBu	3	1	1	1	5	5	0	0	0	0	3	2	1	338	A	9	Amalucan Rims Gloss Buff – Bag 1 of 4
l	1	1	2	GIBu	3	1	0	1	5	4	0	0	0	0	3	3	1	434	A	8	Amalucan Rims Gloss Buff – Bag 1 of 4
q	1	1	20	GIBu	0	1	1	1	5	$\frac{1}{3}$	0	0	0	0	3	3	1	421	A	8	Amalucan Rims Gloss Buff – Bag 1 of 4
q	1	1	20	GIBu	1	1	1	1	13	$\frac{1}{3}$	0	0	0	0	3	3	1	397	A	8	Amalucan Rims Gloss Buff – Bag 1 of 4
y	1	2	2	GIBu	1	3	1	1	4	5	0	0	0	0	2	3	1	481	A	9	Amalucan Rims Gloss Buff – Bag 1 of 4
y	1	2	2	GIBu	1	3	1	1	4	5	0	0	0	0	2	3	1	22-5-108	B	n/a	Amalucan Rims Gloss Buff – Bag 1 of 4
z	1	1	11	GIBu	0	1	0	1	5	$\frac{1}{3}$	0	0	0	0	3	2	1	393	A	5	Amalucan Rims Gloss Buff – Bag 1 of 4
b	1	1	2	GIRBr	1	1	1	1	17	$\frac{1}{7}$	0	0	0	0	2	2	1	335	A	6	Amalucan Gloss Red Brown – Bag 3 of 4
b	1	1	2	GIRBr	0	0	1	1	17	$\frac{1}{7}$	0	0	0	0	1	2	1	481	A	9	Amalucan Gloss Red Brown – Bag 3 of 4
b	1	1	2	GIRBr	1	1	1	1	2	2	0	0	0	0	3	2	1		A	n/a	Amalucan Gloss Red Brown – Bag 3 of 4
e	1	1	1	GIRBr	0	1	1	1	17	$\frac{1}{7}$	0	0	0	0	3	1	1	362	A	n/a	Amalucan Gloss Red Brown – Bag 3 of 4
e	1	1	1	GIRBr	0	1	0	1	5	4	0	0	1	8	3	2	1	429	A	6	Amalucan Gloss Red Brown – Bag 3 of 4
e	1	1	1	GIRBr	0	1	0	1	5	4	0	0	1	8	3	2	1	429	A	6	Amalucan Gloss Red Brown – Bag 3 of 4
e	1	1	1	GIRBr	3	1	1	1	2	$\frac{1}{7}$	0	0	1	1	3	3	1	448	A	8	Amalucan Gloss Red Brown – Bag 3 of 4
e	1	1	1	GIRBr	0	1	0	1	5	4	0	0	1	8	3	2	1	407	A	9	Amalucan Gloss Red Brown – Bag 3 of 4
e	1	1	1	GIRBr	3	1	1	1	2	$\frac{1}{7}$	0	0	2.1	58.8	2	2	1	22-5-295	C	CP	Amalucan Gloss Red Brown – Bag 3 of 4
f	1	1	2	GIRBr	3	1	1	1	2	3	0	0	0	0	2	4	1	22-5-372	D	SF	Amalucan Gloss Red Brown – Bag 3 of 4
l	1	1	2	GIRBr	1	1	1	1	17	$\frac{1}{7}$	0	0	0	0	3	2	1	230	A	8	Amalucan Gloss Red Brown – Bag 3 of 4
l	1	1	2	GIRBr	1	1	1	1	17	$\frac{1}{7}$	0	0	0	0	3	2	1	362	A	9	Amalucan Gloss Red Brown – Bag 3 of 4
q	1	1	20	GIRBr	0	0	1	1	17	$\frac{1}{7}$	0	0	0	0	2	3	1	22-5-336	C	6	Amalucan Gloss Red Brown – Bag 3 of 4
q	1	1	20	GIRBr	0	0	1	1	2	2	0	0	0	0	2	4	4	22-5-308	C	6	Amalucan Gloss Red Brown – Bag 3 of 4
q	1	1	20	GIRBr	0	0	1	1	17	1	0	0	0	0	3	2	1	335	A	6	Amalucan Gloss Red Brown – Bag 3 of 4
q	1	1	20	GIRBr	0	0	1	1	17	$\frac{1}{7}$	0	0	0	0	2	2	1	356	A	7	Amalucan Gloss Red Brown – Bag 3 of 4
q	1	1	20	GIRBr	3	1	0	1	2	3	0	0	0	0	2	4	1	370	A	9	Amalucan Gloss Red Brown – Bag 3 of 4

q	1	1	20	GIRBr	0	1	0	1	6	4	0	0	0	0	2	3	1	505	A	9	Amalucan Gloss Red Brown – Bag 3 of 4
q	1	1	20	GIRBr	3	1	0	1	5	3	0	0	0	0	6	2	1	458	A	13	Amalucan Gloss Red Brown – Bag 3 of 4
q	1	1	20	GIRBr	1	1	1	1	3	3	0	0	0	0	3	2	1	409	A	n/a	Amalucan Gloss Red Brown – Bag 3 of 4
q	1	1	20	GIRBr	3	1	1	1	5	$\frac{1}{7}$	0	0	0	0	2	2	1	409	A	n/a	Amalucan Gloss Red Brown – Bag 3 of 4
q	1	1	20	GIRBr	0	1	0	1	2	2	0	0	0	0	2	2	1	503	A	n/a	Amalucan Gloss Red Brown – Bag 3 of 4
q	1	1	20	GIRBr	3	1	1	1	17	3	0	0	0	0	$\frac{3}{1}$	3	1	503	A	n/a	Amalucan Gloss Red Brown – Bag 3 of 4
y	1	2	2	GIRBr	1	3	1	1	7	5	0	0	1	1	3	2	1	228	A	6	Amalucan Gloss Red Brown – Bag 3 of 4
b	1	1	2	GIOr R	3	1	0	1	4	4	0	0	0	0	2	3	2	383	A	6	Amalucan Rims – Gloss Orange Red Bag 4 of 8
b	1	1	2	GIOr R	1	1	1	1	3	2	0	0	0	0	2	3	1	371	A	6	Amalucan Rims – Gloss Orange Red Bag 4 of 8
b	1	1	2	GIOr R	3	1	0	1	5	3	0	0	0	0	2	2	1	347	A	7	Amalucan Rims – Gloss Orange Red Bag 4 of 8
b	1	1	2	GIOr R	3	1	0	1	2	3	0	0	0	0	2	2	1	397	A	8	Amalucan Rims – Gloss Orange Red Bag 4 of 8
b	1	1	2	GIOr R	3	1	0	1	2	4	0	0	0	0	2	4	1	421	A	8	Amalucan Rims – Gloss Orange Red Bag 4 of 8
b	1	1	6	GIOr R	1	1	1	1	3	3	0	0	0	0	3	2	1	391	A	8	Amalucan Rims – Gloss Orange Red Bag 4 of 8
b	1	1	2	GIOr R	3	1	0	1	5	3	0	0	0	0	2	2	1	407	A	9	Amalucan Rims – Gloss Orange Red Bag 4 of 8
b	1	1	2	GIOr R	3	1	0	1	5	3	0	0	0	0	2	2	1	460	A	9	Amalucan Rims – Gloss Orange Red Bag 4 of 8
b	1	1	2	GIOr R	1	1	1	1	4	4	0	0	0	0	2	2	1	407	A	9	Amalucan Rims – Gloss Orange Red Bag 4 of 8
b	1	1	2	GIOr R	3	1	0	1	4	4	0	0	0	0	2	2	1	460	A	9	Amalucan Rims – Gloss Orange Red Bag 4 of 8
b	1	1	2	GIOr R	1	1	1	1	2	3	0	0	0	0	3	3	1	481	A	9	Amalucan Rims – Gloss Orange Red Bag 4 of 8
b	1	1	6	GIOr R	1	1	1	1	3	3	0	0	0	0	3	2	1	233	A	11	Amalucan Rims – Gloss Orange Red Bag 4 of 8
b	1	1	2	GIOr R	3	1	0	1	2	3	0	0	0	0	2	2	1	414	A	n/a	Amalucan Rims – Gloss Orange Red Bag 4 of 8
b	1	1	2	GIOr R	3	1	0	1	5	3	0	0	0	0	2	2	1	414	A	n/a	Amalucan Rims – Gloss Orange Red Bag 4 of 8
e	1	1	1	GIOr R	0	0	1	1	5	4	0	0	0	0	2	3	1	256	A	4	Amalucan Rims – Gloss Orange Red Bag 4 of 8
e	1	1	1	GIOr R	1	1	1	1	4	4	0	0	0	0	3	3	1	383	A	6	Amalucan Rims – Gloss Orange Red Bag 4 of 8
e	1	1	1	GIOr R	1	1	1	1	3	3	0	0	0	0	3	2	1	338	A	9	Amalucan Rims – Gloss Orange Red Bag 4 of 8
e	1	1	1	GIOr R	0	0	1	1	4	4	0	0	0	0	3	2	1	338	A	9	Amalucan Rims – Gloss Orange Red Bag 4 of 8

f	1	1	2	GIOr R	0	0	1	1	7	4	0	0	0	0	3	2	1	473	A	5	Amalucan Rims – Gloss Orange Red Bag 4 of 8
f	1	1	2	GIOr R	1	1	1	1	4	4	0	0	0	0	3	2	1	397	A	8	Amalucan Rims – Gloss Orange Red Bag 4 of 8
f	1	1	2	GIOr R	1	1	1	1	3	3	0	0	0	0	3	2	1	505	A	9	Amalucan Rims – Gloss Orange Red Bag 4 of 8
h	1	1	12	GIOr R	3	1	0	1	2	3	0	0	0	0	2	3	1	429	A	6	Amalucan Rims – Gloss Orange Red Bag 4 of 8
l	1	1	2	GIOr R	1	1	1	1	4	4	0	0	0	0	3	4	1	427	A	6	Amalucan Rims – Gloss Orange Red Bag 4 of 8
q	1	1	20	GIOr R	3	1	1	1	7	3	0	0	0	0	3	2	1	393	A	5	Amalucan Rims – Gloss Orange Red Bag 4 of 8
q	1	1	20	GIOr R	0	1	0	1	5	4	0	0	0	0	2	4	1	393	A	5	Amalucan Rims – Gloss Orange Red Bag 4 of 8
q	1	1	20	GIOr R	3	1	0	1	3	3	0	0	0	0	2	4	1	429	A	6	Amalucan Rims – Gloss Orange Red Bag 4 of 8
q	1	1	20	GIOr R	1	1	1	1	3	3	0	0	0	0	3	2	1	335	A	6	Amalucan Rims – Gloss Orange Red Bag 4 of 8
q	1	1	20	GIOr R	1	1	1	1	3	3	0	0	0	0	3	2	1	228	A	6	Amalucan Rims – Gloss Orange Red Bag 4 of 8
q	1	1	20	GIOr R	1	1	1	1	4	4	0	0	0	0	3	2	1	383	A	6	Amalucan Rims – Gloss Orange Red Bag 4 of 8
q	1	1	20	GIOr R	0	1	1	1	5	4	0	0	0	0	3	2	1	448	A	8	Amalucan Rims – Gloss Orange Red Bag 4 of 8
q	1	1	20	GIOr R	3	1	1	1	7	3	0	0	0	0	3	2	1	397	A	8	Amalucan Rims – Gloss Orange Red Bag 4 of 8
q	1	1	20	GIOr R	1	1	1	1	3	3	0	0	0	0	5	2	1	22-5-375	A	8	Amalucan Rims – Gloss Orange Red Bag 4 of 8
q	1	1	20	GIOr R	3	0	1	1	5	4	0	0	0	0	2	3	1	22-5-375	A	8	Amalucan Rims – Gloss Orange Red Bag 4 of 8
q	1	1	20	GIOr R	0	0	1	1	4	4	0	0	0	0	2	2	1	505	A	9	Amalucan Rims – Gloss Orange Red Bag 4 of 8
q	1	1	20	GIOr R	3	1	0	1	5	4	0	0	0	0	3	2	1	505	A	9	Amalucan Rims – Gloss Orange Red Bag 4 of 8
q	1	1	20	GIOr R	3	1	1	1	2	4	0	0	0	0	2	2	1	460	A	9	Amalucan Rims – Gloss Orange Red Bag 4 of 8
q	1	1	20	GIOr R	1	1	1	1	3	3	0	0	0	0	3	2	2	384	A	n/a	Amalucan Rims – Gloss Orange Red Bag 4 of 8
q	1	1	20	GIOr R	1	1	1	1	3	3	0	0	0	0	3	2	1	397	A	n/a	Amalucan Rims – Gloss Orange Red Bag 4 of 8
q	1	1	20	GIOr R	1	1	1	1	3	3	0	0	0	0	3	2	1	429	A	n/a	Amalucan Rims – Gloss Orange Red Bag 4 of 8
q	1	1	20	GIOr R	1	1	1	1	3	3	0	0	0	0	3	2	1	425	A	n/a	Amalucan Rims – Gloss Orange Red Bag 4 of 8
q	1	1	20	GIOr R	1	1	1	1	4	4	0	0	0	0	3	2	1	503	A	n/a	Amalucan Rims – Gloss Orange Red Bag 4 of 8

q	1	1	20	GIOr R	3	1	1	1	2	3	0	0	0	0	2	4	1	506	A	n/a	Amalucan Rims – Gloss Orange Red Bag 4 of 8
q	1	1	20	GIOr R	1	1	1	1	2	3	0	0	4	0	3	2	1	493	A	8	Amalucan Rims – Gloss Orange Red Bag 4 of 8
q	1	1	20	GIOr R	3	1	1	1	2	3	0	0	4	0	3	1	1	485	A	n/a	Amalucan Rims – Gloss Orange Red Bag 4 of 8
q	1	1	20	GIOr R	1	1	1	1	2	4	0	0	4	0	3	1	1	487	A	n/a	Amalucan Rims – Gloss Orange Red Bag 4 of 8
t	1	2	2	GIOr R	1	1	1	1	3	3	0	0	0	0	3	2	1	390	A	8	Amalucan Rims – Gloss Orange Red Bag 4 of 8
t	1	2	2	GIOr R	3	1	0	8	5	8	0	0	0	0	3	2	1	343	A	9	Amalucan Rims – Gloss Orange Red Bag 4 of 8
t	1	2	2	GIOr R	1	1	1	1	3	3	0	0	0	0	3	2	1	362	A	9	Amalucan Rims – Gloss Orange Red Bag 4 of 8
t	1	2	2	GIOr R	0	0	1	1	4	4	0	0	0	0	3	3	1	505	A	9	Amalucan Rims – Gloss Orange Red Bag 4 of 8
t	1	2	2	GIOr R	0	0	1	1	4	4	0	0	0	0	3	3	1	496	A	9	Amalucan Rims – Gloss Orange Red Bag 4 of 8
t	1	2	2	GIOr R	1	1	1	1	3	3	0	0	0	0	3	3	1	833	A	n/a	Amalucan Rims – Gloss Orange Red Bag 4 of 8
v	1	2	2	GIOr R	1	1	1	1	4	4	0	0	0	0	3	2	1	376	A	8	Amalucan Rims – Gloss Orange Red Bag 4 of 8
y	1	1	2	GIOr R	1	1	1	1	3	3	0	0	0	0	3	2	1	471	A	2	Amalucan Rims – Gloss Orange Red Bag 4 of 8
y	1	1	2	GIOr R	1	3	1	1	3	2	0	0	0	0	3	2	1	397	A	8	Amalucan Rims – Gloss Orange Red Bag 4 of 8
y	1	1	2	GIOr R	1	1	1	1	3	3	0	0	0	0	3	2	1	22-5-378	C	8	Amalucan Rims – Gloss Orange Red Bag 4 of 8
y	1	1	2	GIOr R	1	3	1	1	3	2	0	0	0	0	3	2	1	497	A	9	Amalucan Rims – Gloss Orange Red Bag 4 of 8
z	1	1	11	GIOr R	0	0	1	1	4	4	0	0	0	0	3	2	1	448	A	8	Amalucan Rims – Gloss Orange Red Bag 4 of 8
z	1	1	6	GIOr R	1	1	1	1	3	3	0	0	1	1	3	3	1	400	A	9	Amalucan Rims – Gloss Orange Red Bag 4 of 8
z	1	1	11	GIOr R	3	1	0	1	2	4	0	0	1	1	3	2	1	419	A	9	Amalucan Rims – Gloss Orange Red Bag 4 of 8
z	1	1	11	GIOr R	3	1	1	1	2	4	0	0	1	1	3	3	1	217	A	11	Amalucan Rims – Gloss Orange Red Bag 4 of 8
z	1	1	11	GIOr R	0	1	1	1	4	4	0	0	4	0	3	2	1	22-5-315	C	5	Amalucan Rims – Gloss Orange Red Bag 4 of 8
0	5	0	0	MaBl	0	0	0	0	0	0	0	0	0	0	3	2	1	476	A	6	Amalucan Gloss Black – Bag 10 of 15
0	4	0	0	MaBl	0	0	0	0	0	0	0	0	0	0	3	2	1	493	A	8	Amalucan Gloss Black – Bag 10 of 15
a	1	1	2	MaBl	0	1	0	0	1	1	0	0	0	0	2	2	1	376	A	8	Amalucan Gloss Black – Bag 7 of 15
a	1	1	12	MaBl	0	0	1	1	1	1	0	0	1	8	2	3	1	483	A	6	Amalucan Gloss Black – Bag 5 of 15
b	1	1	2	MaBl	3	3	0	0	1	1	0	0	0	0	1	2	1	22-5-327	C	9	Amalucan Gloss Black – Bag 7 of 15

b	1	1	2	MaBl	1	1	1	1	1	1	0	0	0	0	1	1	1	22-5-295	B	CP	Amalucan Gloss Black – Bag 7 of 15
d	1	1	2	MaBl	0	1	1	1	1	1	0	0	0	0	1	2	1	22-5-378	C	7	Amalucan Gloss Black – Bag 7 of 15
e	1	1	1	MaBl	1	1	1	1	1	1	0	0	0	0	2	2	1	356	A	5	Amalucan Gloss Black – Bag 5 of 15
e	1	1	18	MaBl	0	1	1	1	1	1	0	0	0	0	2	2	1	497	A	9	Amalucan Gloss Black – Bag 5 of 15
e	1	1	1	MaBl	0	1	1	1	1	1	0	0	0	0	3	2	1	338	A	CP	Amalucan Gloss Black – Bag 5 of 15
e	1	1	1	MaBl	1	1	1	1	1	1	0	0	3		2	1	1	232	A	10	Amalucan Gloss Black – Bag 11 of 15
g	1	1	3	MaBl	1	1	1	1	1	1	0	0	4	11	3	1	1	448	A	8	Amalucan Gloss Black – Bag 11 of 15
k	1	1	2	MaBl	0	3	1	1	1	1	0	0	0	0	2	3	1	316	C	6	Amalucan Gloss Black – Bag 8 of 15
k	1	1	2	MaBl	1	1	1	1	1	1	0	0	0	0	2	3	1	295	C	CP	Amalucan Gloss Black – Bag 8 of 15
k	1	1	2	MaBl	1	1	1	1	1	1	0	0	1	1	2	2	1	318	C	8	Amalucan Gloss Black – Bag 8 of 15
k	1	1	2	MaBl	0	0	1	1	1	1	0	0	1	8.4	3. 2	2	1	375	A	8	Amalucan Gloss Black – Bag 8 of 15
l	1	1	2	MaBl	1	1	0	0	1	1	0	0	0	0	1	2	1	111	B	6	Amalucan Gloss Black – Bag 7 of 15
l	1	1	2	MaBl	1	1	1	1	1	1	0	0	0	0	3	2	1	502	A	7	Amalucan Gloss Black – Bag 7 of 15
l	1	1	2	MaBl	1	1	0	0	1	1	0	0	0	0	1	2	1	502	A	7	Amalucan Gloss Black – Bag 7 of 15
l	1	1	2	MaBl	0	1	1	1	3	2	0	0	0	0	3	3	1	448	A	8	Amalucan Gloss Black – Bag 10 of 15
l	1	1	2	MaBl	1	0	1	1	1	1	0	0	0	0	2	3	1	460	A	9	Amalucan Gloss Black – Bag 8 of 15
l	1	1	2	MaBl	3	1	1	1	3	1	0	0	0	0	3. 2	3	1	362	A	9	Amalucan Gloss Black – Bag 10 of 15
l	1	1	2	MaBl	3	1	1	1	1	1	0	0	0	0	2	2	1	483	A	9	Amalucan Gloss Black – Bag 10 of 15
l	1	1	2	MaBl	n/ a	n/ a	1	n/ a	1	1	0	0	0	0	3	1	1	460	A	9	Amalucan Gloss Black – Bag 7 of 15
l	1	1	2	MaBl	0	1	0	1	5	1	0	0	0	0	4	2	1	22-5-327	C	9	Amalucan Gloss Black – Bag 7 of 15
l	1	1	2	MaBl	3	1	1	1	1	1	0	0	0	0	2	2	1	392	A	n/a	Amalucan Gloss Black – Bag 10 of 15
l	1	1	2	MaBl	0	0	1	1	1	1	0	0	1	8	3	2	1	307	C	5	Amalucan Gloss Black – Bag 8 of 15
o	1	2	2	MaBl	0	0	0	0	1	1	0	0	2	46	1	3	1	397	A	n/a	Amalucan Rims – Bag 5 of 5 (Formative Bag)
q	1	1	19	MaBl	0	0	1	1	2	2	0	0	0	0	3	1	1	498	A	1	Amalucan Gloss Black – Bag 11 of 15
q	1	1	19	MaBl	0	1	1	1	5	1	0	0	0	0	1. 3	2	1	343	A	2	Amalucan Gloss Black – Bag 11 of 15
q	1	1	19	MaBl	0	2	1	1	1	1	0	0	0	0	2	3	1	345	A	4	Amalucan Gloss Black – Bag 11 of 15
q	1	1	19	MaBl	1	1	1	1	2	2	0	0	0	0	2	2	1	307	A	5	Amalucan Gloss Black – Bag 11 of 15
q	1	1	19	MaBl	0	0	1	1	5	1	0	0	0	0	2	3	1	370	A	5	Amalucan Gloss Black – Bag 11 of 15
q	1	1	19	MaBl	0	0	1	1	5	1	0	0	0	0	1	2	1	356	A	5	Amalucan Gloss Black – Bag 11 of 15
q	1	1	19	MaBl	0	1	1	1	1	1	0	0	0	0	1	2	1	325	A	6	Amalucan Gloss Black – Bag 11 of 15
q	1	1	19	MaBl	0	1	1	1	5	1	0	0	0	0	2	2	1	371	A	6	Amalucan Gloss Black – Bag 11 of 15
q	1	1	19	MaBl	0	1	1	1	1	1	0	0	0	0	1	3	1	502	A	7	Amalucan Gloss Black – Bag 11 of 15
q	1	1	19	MaBl	0	0	1	1	5	1	0	0	0	0	2. 3	2	1	483	A	9	Amalucan Gloss Black – Bag 11 of 15

q	1	1	19	MaBl	0	1	1	1	1	1	0	0	0	0	2	3	1	211	B	12	Amalucan Gloss Black – Bag 11 of 15
q	1	1	19	MaBl	0	1	1	1	1	1	0	0	0	0	1	2	1	base clay		14	Amalucan Gloss Black – Bag 11 of 15
q	1	1	19	MaBl	3	1	1	1	5	1	0	0	0	0	1. 3	3	1	338	A	CP	Amalucan Gloss Black – Bag 11 of 15
q	1	1	19	MaBl	0	1	1	1	5	1	0	0	0	0	1	2	1	106	A	CP	Amalucan Gloss Black – Bag 11 of 15
q	1	1	19	MaBl	3	1	1	1	5	1	0	0	1	1	3	1	1	378	A	7	Amalucan Gloss Black – Bag 11 of 15
y	1	2	2	MaBl	0	0	1	1	1	1	0	0	0	0	2	1	1	145	B	2	Amalucan Gloss Black – Bag 8 of 15
y	1	2	2	MaBl	1	3	1	1	1	1	0	0	0	0	3	1	1	378	C	8	Amalucan Gloss Black – Bag 8 of 15
y	1	2	2	MaBl	1	0	1	1	1	1	0	0	0	0	3. 2	2	1	396	A	8	Amalucan Gloss Black – Bag 8 of 15
y	1	2	2	MaBl	0	0	1	1	1	1	0	0	0	0	2	3	1	295	C	CP	Amalucan Gloss Black – Bag 8 of 15
y	1	2	2	MaBl	0	0	1	1	1	1	0	0	0	0	1	2	1	380	A	south of road	Amalucan Gloss Black – Bag 8 of 15
y	1	2	2	MaBl	0	3	1	1	1	1	0	0	1	8	2	2	1	327	C	8	Amalucan Gloss Black – Bag 8 of 15
y	1	2	2	MaBl	0	0	1	1	1	1	0	0	1	30	3	2	1	319	A	8	Amalucan Gloss Black – Bag 8 of 15
y	1	2	2	MaBl	0	0	1	1	1	1	0	0	1	1	2	1	1	356	A	9	Amalucan Gloss Black – Bag 8 of 15
y	1	2	2	MaBl	0	3	1	1	1	1	0	0	1	8	1	2	1	319	C	9	Amalucan Gloss Black – Bag 8 of 15
y	1	2	2	MaBl	0	3	1	1	1	2	0	0	2	8	1	1	1	295	C	CP	Amalucan Gloss Black – Bag 8 of 15
	4	0	0	MaBl	0	1	1	1	1	1	0	0	0	0	1	2	1	502	A	7	Amalucan Gloss Black – Bag 10 of 15
0	3	0	0	MoGl Bl	0	0	1	1	1	1	0	0	1	34	2	2	1	308	C	6	Amalucan Gloss Black – Bag 2 of 15
0	3	0	0	MoGl Bl	1	0	1	1	1	1	0	0	1	34	2	2	1	359	D	6	Amalucan Gloss Black – Bag 2 of 15
0	3	0	0	MoGl Bl	1	1	1	1	1	1	0	0	5	32	2	3	1	233	A	11	Amalucan Gloss Black – Bag 3 of 15
0	3	0	0	MoGl Bl	1	1	1	1	1	1	0	0	6	35	9	2	1	392	A	n/a	Amalucan Gloss Black – Bag 3 of 15
d	1	1	2	MoGl Bl	1	3	1	1	2	2	0	0	1	1	2	2	1	397	A	8	Amalucan Gloss Black – Bag 2 of 15
k	1	2	17	MoGl Bl	1	1	1	1	1	1	0	0	1	30	2	1	1	395	D	4	Amalucan Gloss Black – Bag 2 of 15
k	1	2	2	MoGl Bl	1	1	1	1	1	1	0	0	1	83	3	1	2	335	A	6	Amalucan Gloss Black – Bag 2 of 15
k	1	2	2	MoGl Bl	0	1	1	1	1	1	0	0	1	8	2	2	1	22-5-327	C	9	Amalucan Gloss Black – Bag 2 of 15
k	1	2	1	MoGl Bl	1	1	1	1	2	2	0	0	1	84	2	2	1	22-5-295	C	CP	Amalucan Gloss Black – Bag 2 of 15
s	1	2	10	MoGl Bl	1	3	1	1	1	1	0	0	1	87	3	1	1	22-5-371	D	6	Amalucan Gloss Black – Bag 2 of 15
s	1	2	10	MoGl Bl	1	3	1	1	1	1	0	0	1	85	3. 1	2	1	22-5-326	C	8	Amalucan Gloss Black – Bag 2 of 15
s	1	2	10	MoGl Bl	1	3	1	1	1	1	0	0	1	88	3	2	1	22-5-318	C	8	Amalucan Gloss Black – Bag 2 of 15

s	1	2	10	MoGl Bl	1	3	1	1	1	1	0	0	1	87	1	1	1	22-5-265	B	SF	Amalucan Gloss Black – Bag 2 of 15
y	1	2	2	MoGl Bl	0	0	1	1	2	2	0	0	1	1	3	1	1	22-5-175	B	4	Amalucan Gloss Black – Bag 2 of 15
y	1	2	2	MoGl Bl	0	0	0	0	1	1	0	0	1	3	1	3	1	22-5-318	C	8	Amalucan Gloss Black – Bag 2 of 15
y	1	2	2	MoGl Bl	1	3	1	1	1	1	0	0	1	34	1	2	1	378	C	8	Amalucan Gloss Black – Bag 2 of 15
y	1	2	2	MoGl Bl	1	0	1	1	1	1	0	0	1	30.1	2	2	1	22-5-327	C	9	Amalucan Gloss Black – Bag 2 of 15
y	1	2	2	MoGl Bl	0	3	1	1	1	1	0	0	1	86	2	2	1	338	A	CP	Amalucan Gloss Black – Bag 2 of 15
0	2	0	0	Or	3	3	0	0	14	5	0	0	0	0	2	2	1	446	A	10	Amalucan Rare Type Rims – Red-on-Bluff Bag 2 of 12
0	3	0	0	Or	0	3	1	1	5	$\frac{1}{3}$	0	0	8	0	3	2	1	465	A	10	Amalucan Sherds – Gloss Orange-Red Bag 2 of 8
b	1	1	2	Or	0	0	1	1	4	4	0	0	0	0	2	2	1	502	A	7	Amalucan Rims Orange – Bag 3 of 4
b	1	1	2	Or	0	1	1	1	3	3	0	0	0	0	3	2	1	376	A	8	Amalucan Rims Orange – Bag 3 of 4
b	1	1	2	Or	0	0	1	1	4	4	0	0	0	0	3	3	1	22-5-118	A	8	Amalucan Rims Orange – Bag 3 of 4
b	1	1	2	Or	0	1	1	1	4	4	0	0	0	0	3	3	1	483	A	9	Amalucan Rims Orange – Bag 3 of 4
e	1	1	1	Or	0	0	1	1	5	4	0	0	0	0	5	2	1	22-5-100	B	6	Amalucan Rims Orange – Bag 1 of 8
e	1	1	1	Or	0	1	0	1	7	4	0	0	1	1	2	3	1	383	A	6	Amalucan Rims Orange – Bag 1 of 8
e	1	1	1	Or	3	0	1	1	5	4	0	0	1	58	3	2	1	436	A	6	Amalucan Rims Orange – Bag 1 of 8
e	1	1	1	Or	3	0	0	1	5	$\frac{1}{3}$	0	0	1	81.2	2	2	1	22-5-335	C	6	Amalucan Rims Orange – Bag 1 of 8
e	1	1	1	Or	0	1	1	1	4	4	0	0	1	68	3	2	1	22-5-295	C	CP	Amalucan Sherds – Gloss Orange-Red Bag 3 of 8
e	1	1	1	Or	0	0	1	1	5	5	0	0	2	58	2	2	1	395	A	4	Amalucan Rims Orange – Bag 1 of 8
e	1	1	1	Or	3	1	1	1	2	4	0	0	2	58	3	3	1	343	A	9	Amalucan Rims Orange – Bag 1 of 8
e	1	1	1	Or	0	0	1	1	2	4	0	0	2	58	2	2	1	22-5-108	B	n/a	Amalucan Rims Orange – Bag 1 of 8
k	1	1	2	Or	0	0	1	1	4	4	0	0	0	0	2	2	1	22-5-307	C	6	Amalucan Rims Orange – Bag 3 of 4
k	1	1	2	Or	0	0	1	1	4	4	0	0	0	0	3	3	1	338	A	9	Amalucan Rims Orange – Bag 3 of 4
l	1	1	2	Or	2	0	1	1	5	4	0	0	0	0	3	1	1	22-5-204	B	2	Amalucan Rims Orange – Bag 1 of 4
l	1	1	2	Or	2	0	1	1	5	4	0	0	0	0	3	4	1	22-5-132	B	4	Amalucan Rims Orange – Bag 1 of 4
l	1	1	2	Or	0	0	1	1	4	4	0	0	0	0	3	2	1	345	A	4	Amalucan Rims Orange – Bag 3 of 4
l	1	1	2	Or	2	0	1	1	5	4	0	0	0	0	3	4	2	22-5-147	B	6	Amalucan Rims Orange – Bag 1 of 4
l	1	1	2	Or	0	0	1	1	4	4	0	0	0	0	3	2	1	383	A	6	Amalucan Rims Orange – Bag 3 of 4
l	1	1	2	Or	1	1	1	1	3	3	0	0	0	0	1	3	1	22-5-308	C	6	Amalucan Rims Orange – Bag 3 of 4
l	1	1	2	Or	2	0	1	1	5	4	0	0	0	0	3	4	3	22-5-278	B	8	Amalucan Rims Orange – Bag 1 of 4
l	1	1	2	Or	2	0	1	1	5	4	0	0	0	0	3	4	7	22-5-291	B	8	Amalucan Rims Orange – Bag 1 of 4

l	1	1	2	Or	1	1	1	1	3	3	0	0	0	0	2	3	1	407	A	9	Amalucan Rims Orange – Bag 3 of 4
l	1	1	2	Or	2	0	1	1	5	4	0	0	0	0	3	4	4	22-5-117	B	11	Amalucan Rims Orange – Bag 1 of 4
l	1	1	2	Or	1	1	1	1	3	3	0	0	0	0	2	2	1	414	A	n/a	Amalucan Rims Orange – Bag 3 of 4
l	2	1	0	Or	0	3	1	1	13	5	0	0	2	43	3	1	1	435	A	10	Amalucan Rims – Bag 5 of 5 (Formative Bag)
q	1	1	20	Or	1	3	1	1	5	<sup>1</sup> / <sub>3</sub>	0	0	0	0	3	3	1	391	A	8	Amalucan Rims Orange – Bag 3 of 4
q	1	1	20	Or	0	0	1	1	4	4	0	0	0	0	3	3	1	507x	A	n/a	Amalucan Rims Orange – Bag 3 of 4
x	1	2	2	Or	1	3	1	1	4	5	0	0	0	0	3	2	1	22-5-325	C	2	Amalucan Rims Orange – Bag 7 of 8
x	1	2	6	Or	0	3	1	1	4	5	0	0	0	0	2	2	1	22-5-272	B	2	Amalucan Rims Orange – Bag 7 of 8
x	1	2	2	Or	0	3	1	1	4	5	0	0	0	0	3	2	1	22-5-175	B	4	Amalucan Rims Orange – Bag 7 of 8
x	1	2	2	Or	1	0	1	1	5	4	0	0	0	0	3	2	1	237	A	5	Amalucan Rims Orange – Bag 7 of 8
x	1	2	2	Or	1	3	1	1	4	5	0	0	0	0	2	2	1	22-5-356	D	5	Amalucan Rims Orange – Bag 7 of 8
x	1	2	2	Or	0	3	1	1	4	4	0	0	0	0	3	2	1	22-5-315	C	5	Amalucan Rims Orange – Bag 7 of 8
x	1	2	2	Or	0	3	1	1	4	5	0	0	0	0	2	3	1	22-5-302	C	5	Amalucan Rims Orange – Bag 7 of 8
x	1	2	2	Or	0	3	1	1	4	5	0	0	0	0	3	2	1	22-5-307	C	5	Amalucan Rims Orange – Bag 7 of 8
x	1	2	2	Or	1	3	1	0	4	5	0	0	0	0	3	2	1	22-5-315	C	5	Amalucan Rims Orange – Bag 7 of 8
x	1	2	2	Or	0	3	1	1	4	5	0	0	0	0	3	2	1	22-5-315	A	5	Amalucan Rims Orange – Bag 7 of 8
x	1	2	2	Or	0	3	1	1	4	5	0	0	0	0	3	2	1	22-5-315	A	5	Amalucan Rims Orange – Bag 7 of 8
x	1	2	2	Or	1	0	1	1	5	5	0	0	0	0	3	2	1	383	A	6	Amalucan Rims Orange – Bag 7 of 8
x	1	2	2	Or	1	3	1	8	4	5	0	0	0	0	3	2	1	22-5-383	B	6	Amalucan Rims Orange – Bag 7 of 8
x	1	2	2	Or	1	3	1	0	4	5	0	0	0	0	3	3	1	22-5-100	B	6	Amalucan Rims Orange – Bag 7 of 8
x	1	2	2	Or	1	3	1	0	4	5	0	0	0	0	2	3	1	383	B	6	Amalucan Rims Orange – Bag 7 of 8
x	1	2	2	Or	1	3	1	1	4	5	0	0	0	0	2	2	1	22-5-335	C	6	Amalucan Rims Orange – Bag 7 of 8
x	1	2	2	Or	0	3	1	1	4	5	0	0	0	0	2	2	1	383	A	6	Amalucan Rims Orange – Bag 7 of 8
x	1	2	2	Or	1	3	1	1	4	5	0	0	0	0	3	2	1	335	C	6	Amalucan Rims Orange – Bag 7 of 8
x	1	2	2	Or	1	0	1	1	5	5	0	0	0	0	3	2	1	491	A	7	Amalucan Rims Orange – Bag 7 of 8
x	1	2	2	Or	1	3	1	1	4	5	0	0	0	0	3	2	1	22-5-317	C	7	Amalucan Rims Orange – Bag 7 of 8
x	1	2	2	Or	0	3	1	8	4	5	0	0	0	0	3	2	1	492x	A	7	Amalucan Rims Orange – Bag 7 of 8
x	1	2	2	Or	0	3	1	1	4	5	0	0	0	0	3	2	1	491	A	7	Amalucan Rims Orange – Bag 7 of 8
x	1	2	2	Or	0	3	1	1	4	5	0	0	0	0	3	2	1	502	A	7	Amalucan Rims Orange – Bag 7 of 8
x	1	2	2	Or	0	3	1	1	4	4	0	0	0	0	2	3	1	502	A	7	Amalucan Rims Orange – Bag 7 of 8
x	1	2	2	Or	0	3	1	1	4	5	0	0	0	0	3	2	1	22-5-279	B	7	Amalucan Rims Orange – Bag 7 of 8
x	1	2	2	Or	1	3	1	0	4	5	0	0	0	0	3	3	1	396	A	8	Amalucan Rims Orange – Bag 7 of 8
x	1	2	2	Or	1	3	1	8	4	5	0	0	0	0	2	2	1	397	A	8	Amalucan Rims Orange – Bag 7 of 8
x	1	2	2	Or	1	3	1	1	4	5	0	0	0	0	3	2	1	386	A	8	Amalucan Rims Orange – Bag 7 of 8
x	1	2	2	Or	1	3	1	1	4	5	0	0	0	0	3	2	1	22-5-326	C	8	Amalucan Rims Orange – Bag 7 of 8

x	1	2	2	Or	0	3	1	1	4	5	0	0	0	0	3	3	1	22-5-375	A	8	Amalucan Rims Orange – Bag 7 of 8
x	1	2	2	Or	0	3	1	1	4	5	0	0	0	0	2	2	1	391	A	8	Amalucan Rims Orange – Bag 7 of 8
x	1	2	2	Or	0	3	1	0	4	5	0	0	0	0	2	3	1	375	A	8	Amalucan Rims Orange – Bag 7 of 8
x	1	2	2	Or	0	3	1	1	4	4	0	0	0	0	3	2	1	434	A	8	Amalucan Rims Orange – Bag 7 of 8
x	1	2	2	Or	1	0	1	1	5	5	0	0	0	0	3	2	1	370	A	9	Amalucan Rims Orange – Bag 7 of 8
x	1	2	2	Or	1	0	1	1	5	4	0	0	0	0	3	2	1	338	A	9	Amalucan Rims Orange – Bag 7 of 8
x	1	2	2	Or	1	0	1	1	5	1	0	0	0	0	2	2	1	356	A	9	Amalucan Rims Orange – Bag 7 of 8
x	1	2	2	Or	1	3	1	8	4	5	0	0	0	0	3	3	1	362	A	9	Amalucan Rims Orange – Bag 7 of 8
x	1	2	2	Or	1	3	1	1	4	5	0	0	0	0	3	2	1	370	A	9	Amalucan Rims Orange – Bag 7 of 8
x	1	2	2	Or	1	3	1	0	4	5	0	0	0	0	2	3	1	407	A	9	Amalucan Rims Orange – Bag 7 of 8
x	1	2	2	Or	1	3	1	0	4	5	0	0	0	0	3	2	1	407	A	9	Amalucan Rims Orange – Bag 7 of 8
x	1	2	2	Or	1	3	1	1	4	5	0	0	0	0	3	2	1	481	A	9	Amalucan Rims Orange – Bag 7 of 8
x	1	2	2	Or	1	3	1	0	4	5	0	0	0	0	3	4	1	338	A	9	Amalucan Rims Orange – Bag 7 of 8
x	1	2	2	Or	0	3	1	1	4	5	0	0	0	0	3	3	1	505	A	9	Amalucan Rims Orange – Bag 7 of 8
x	1	2	2	Or	0	3	1	1	4	5	0	0	0	0	3	2	1	338	A	9	Amalucan Rims Orange – Bag 7 of 8
x	1	2	2	Or	1	3	1	1	4	5	0	0	0	0	3	2	1	400	A	9	Amalucan Rims Orange – Bag 7 of 8
x	1	2	2	Or	1	3	1	1	4	5	0	0	0	0	2	3	1	481	A	9	Amalucan Rims Orange – Bag 7 of 8
x	1	2	2	Or	1	3	1	1	4	5	0	0	0	0	3	2	1	22-5-327	C	9	Amalucan Rims Orange – Bag 7 of 8
x	1	2	2	Or	1	3	1	1	4	4	0	0	0	0	3	2	1	400	A	9	Amalucan Rims Orange – Bag 7 of 8
x	1	2	2	Or	0	3	1	1	4	5	0	0	0	0	2	4	1	217	A	11	Amalucan Rims Orange – Bag 7 of 8
x	1	2	2	Or	1	3	1	0	4	5	0	0	0	0	3	2	1		A	n/a	Amalucan Rims Orange – Bag 7 of 8
x	1	2	2	Or	1	3	1	1	4	5	0	0	0	0	3	2	1	399	A	n/a	Amalucan Rims Orange – Bag 7 of 8
x	1	2	2	Or	1	3	1	1	4	5	0	0	0	0	3	3	1	507x	A	n/a	Amalucan Rims Orange – Bag 7 of 8
x	1	2	6	Or	1	3	1	1	4	2	0	0	0	0	3	4	1	507x	A	n/a	Amalucan Rims Orange – Bag 7 of 8
x	1	2	2	Or	0	3	1	1	4	5	0	0	0	0	3	2	1	22-5-270	B	SF	Amalucan Rims Orange – Bag 7 of 8
x	1	2	2	Or	0	3	1	1	5	5	0	0	1	1	3	2	1	22-5-240	B	4	Amalucan Rims Orange – Bag 7 of 8
x	1	2	2	Or	1	3	1	1	4	5	0	0	1	26	2	2	1	22-5-340	D	Fe1B	Amalucan Rims Orange – Bag 7 of 8
y	1	2	2	Or	0	3	1	1	4	2	0	0	0	0	2	2	1	362	A	3	Amalucan Rims Orange – Bag 7 of 8
y	1	2	2	Or	1	3	1	8	4	5	0	0	0	0	3	3	1	22-5-315	C	5	Amalucan Rims Orange – Bag 7 of 8
y	1	2	2	Or	1	3	1	1	4	5	0	0	0	0	3	2	1	22-5-172	B	5	Amalucan Rims Orange – Bag 7 of 8
y	1	2	2	Or	0	3	1	1	4	5	0	0	0	0	3	2	1	22-5-140	B	5	Amalucan Rims Orange – Bag 7 of 8
y	1	2	2	Or	1	3	1	8	4	5	0	0	0	0	3	3	1	22-5-180	B	6	Amalucan Rims Orange – Bag 7 of 8
y	1	2	2	Or	1	3	1	8	4	5	0	0	0	0	3	3	1	492x	A	7	Amalucan Rims Orange – Bag 7 of 8
y	1	2	2	Or	1	3	1	1	4	2	0	0	0	0	3	2	1	396	A	8	Amalucan Rims Orange – Bag 7 of 8
y	1	2	2	Or	1	3	1	8	4	2	0	0	0	0	1	4	1	22-5-118	A	8	Amalucan Rims Orange – Bag 7 of 8
y	1	2	2	Or	1	3	1	8	4	5	0	0	0	0	3	3	1	498	A	9	Amalucan Rims Orange – Bag 7 of 8

y	1	2	2	Or	1	3	1	8	4	5	0	0	0	0	3	3	1	505	A	9	Amalucan Rims Orange – Bag 7 of 8
y	1	2	2	Or	1	0	1	1	4	4	0	0	0	0	2	3	1	338	A	9	Amalucan Rims Orange – Bag 7 of 8
y	1	2	2	Or	1	3	1	8	4	5	0	0	0	0	3	3	1	507	A	n/a	Amalucan Rims Orange – Bag 7 of 8
y	1	2	2	Or	1	3	1	0	4	2	0	0	0	0	2	2	1	22-5-337	D	CP	Amalucan Rims Orange – Bag 7 of 8
y	1	2	2	Or	1	3	1	1	4	5	0	0	0	0	3	2	1	22-5-377	B	CP	Amalucan Rims Orange – Bag 7 of 8
y	1	2	2	Or	0	3	1	1	4	5	0	0	0	0	3	2	1	22-5-337	D	CP	Amalucan Rims Orange – Bag 7 of 8
y	1	2	2	Or	1	3	1	8	4	5	0	0	1	26	3	3	1	22-5-176	B	5	Amalucan Rims Orange – Bag 7 of 8
0	3	0	0	OrR	1	3	1	1	3	1	0	0	1	98	2	2	1	22-5-145	B	2	
0	3	0	0	OrR	1	3	1	1	3	1	0	0	1	2	2	2	1	22-5-307	C	5	
0	3	0	0	OrR	1	3	1	1	3	1	0	0	1	97	2	2	1	22-5-237	C	5	
0	3	0	0	OrR	1	3	1	1	3	1	0	0	1	97	2	2	1	22-5-364	D	5	
0	3	0	0	OrR	1	3	1	1	3	1	0	0	1	101	2	2	1	22-5-334	C	5	
0	3	0	0	OrR	1	3	1	1	3	1	0	0	1	15	2	2	1	22-5-308	C	6	
0	3	0	0	OrR	1	3	1	1	3	1	0	0	1	17	2	2	1	22-5-357	D	6	
0	3	0	0	OrR	1	3	1	1	3	1	0	0	1	25	2	2	1	317	C	7	
0	3	0	0	OrR	1	3	1	1	3	1	0	0	1	25	2	2	1	22-5-325	C	7	
0	3	0	0	OrR	1	3	1	0	4	5	0	0	1	15	3	2	1	396	A	8	Amalucan Sherds – Gloss Orange-Red Bag 2 of 8
0	3	0	0	OrR	0	1	0	1	5	4	0	0	1	69	3	2	1	421	A	8	Amalucan Sherds – Gloss Orange-Red Bag 2 of 8
0	3	0	0	OrR	1	3	1	1	3	1	0	0	1	13	2	2	1	22-5-318	C	8	
0	3	0	0	OrR	1	3	1	1	3	1	0	0	1	13	2	2	1	22-5-318	C	8	
0	3	0	0	OrR	1	3	1	1	3	1	0	0	1	13	2	2	1	22-5-378	C	8	
0	3	0	0	OrR	1	3	1	1	3	1	0	0	1	13	2	2	1	22-5-378	C	8	
0	3	0	0	OrR	1	3	1	1	3	1	0	0	1	14	2	2	1	22-5-378	C	8	
0	3	0	0	OrR	1	3	1	1	3	1	0	0	1	15	2	2	1	22-5-378	C	8	
0	3	0	0	OrR	1	3	1	1	3	1	0	0	1	15	2	2	1	22-5-318	C	8	
0	3	0	0	OrR	1	3	1	1	3	1	0	0	1	51	2	2	1	22-5-318	C	8	
0	3	0	0	OrR	1	3	1	1	3	1	0	0	1	94	2	2	1	22-5-318	C	8	
0	3	0	0	OrR	1	3	1	1	3	1	0	0	1	97	2	2	1	493	A	8	
0	3	0	0	OrR	1	3	1	1	3	1	0	0	1	99	2	2	1	22-5-326	C	8	
0	3	2	0	OrR	0	1	1	1	3	3	0	0	1	2	2	4	1	362	A	9	Amalucan Sherds – Gloss Orange-Red Bag 3 of 8
0	3	2	0	OrR	0	1	1	1	4	4	0	0	1	2	2	4	1	22-5-327	C	9	Amalucan Sherds – Gloss Orange-Red Bag 3 of 8
0	3	2	0	OrR	0	1	1	1	4	4	0	0	1	2	2	3	1	22-5-319	C	9	Amalucan Sherds – Gloss Orange-Red Bag 3 of 8
0	3	0	0	OrR	1	3	1	1	3	1	0	0	1	2	2	2	1	22-5-310	C	9	

0	3	0	0	OrR	1	3	1	1	3	1	0	0	1	2	2	2	1	310	C	9	
0	3	0	0	OrR	1	3	1	1	3	1	0	0	1	25	2	2	1	22-5-319	C	9	
0	3	0	0	OrR	1	3	1	1	3	1	0	0	1	95	2	2	1	22-5-327	C	9	Amalucan Rim – Orange/Red – Bag 1 of 8
0	3	0	0	OrR	1	3	1	1	3	1	0	0	1	97	2	2	1	22-5-319	C	9	
0	3	0	0	OrR	1	3	1	1	3	1	0	0	1	99	2	2	1	310	C	9	
0	3	2	0	OrR	0	1	0	1	7	4	0	0	1	70	3	2	1	449	A	10	Amalucan Sherds – Gloss Orange-Red Bag 3 of 8
0	3	0	0	OrR	1	3	1	1	3	1	0	0	1	15	2	2	1	22-5-328	C	10	
0	3	0	0	OrR	1	3	1	1	3	1	0	0	1	96	2	2	1	22-5-108	B	n/a	
0	3	0	0	OrR	1	3	1	1	3	1	0	0	1	14	2	2	1	22-5-295	C	CP	
0	3	0	0	OrR	1	3	1	1	3	1	0	0	1	14	2	2	1	22-5-295	C	CP	
0	3	0	0	OrR	1	3	1	1	3	1	0	0	1	14	2	2	1	22-5-295	C	CP	
0	3	0	0	OrR	1	3	1	1	3	1	0	0	1	14	2	2	1	22-5-295	C	CP	
0	3	0	0	OrR	1	3	1	1	3	1	0	0	1	15	2	2	1	22-5-295	C	CP	
0	3	0	0	OrR	1	3	1	1	3	1	0	0	1	25	2	2	1	22-5-295	C	CP	
0	3	0	0	OrR	1	3	1	1	3	1	0	0	1	51	2	2	1	22-5-338	D	CP	
0	3	0	0	OrR	1	3	1	1	3	1	0	0	1	100	2	2	2	22-5-295	C	CP	
0	3	0	0	OrR	1	3	1	1	3	1	0	0	1	2	2	2	1	22-5-340	C	Fe1b	
0	3	0	0	OrR	1	3	1	1	3	1	0	0	1	97	2	2	1	22-5-340	D	Fe1b	
0	3	0	0	OrR	1	3	1	1	3	1	0	0	1	97	2	2	1	22-5-341	D	Fe2	
0	3	0	0	OrR	0	3	1	1	4	6	0	0	3	73	2	4	1	436	A	6	Amalucan Sherds – Gloss Orange-Red Bag 2 of 8
0	3	0	0	OrR	0	1	1	1	4	4	0	0	5	72	3	3	1	442	A	5	Amalucan Sherds – Gloss Orange-Red Bag 2 of 8
0	3	0	0	OrR	1	0	1	0	14	9	0	0	5	0	4	2	1	415	A	11	Amalucan Sherds – Gloss Orange-Red Bag 2 of 8
b	1	1	2	OrR	1	3	1	1	3	1	0	0	1	92	3	2	1	22-5-327	C	9	Amalucan Rim – Orange/Red – Bag 2 of 8
b	1	1	2	OrR	1	1	1	1	3	3	0	0	1	1	3	1	1	503	A	n/a	Amalucan Rim – Orange/Red – Bag 2 of 8
b	1	1	2	OrR	1	1	1	1	3	2	0	0	1	36	3	1	1	22-5-337	D	CP	Amalucan Rim – Orange/Red – Bag 2 of 8
j	1	1	7	OrR	1	1	1	0	3	3	0	0	0	0	2	2	1	22-5-375	A	8	Amalucan Rim – Orange/Red – Bag 5 of 8
j	1	1	7	OrR	1	1	1	0	3	3	0	0	1	16	2	2	1	22-5-261	B	5	Amalucan Rim – Orange/Red – Bag 3 of 8
j	1	1	7	OrR	1	1	1	0	3	5	0	0	1	15	2	2	1	22-5-327	C	9	Amalucan Rim – Orange/Red – Bag 3 of 8
j	1	1	7	OrR	1	1	1	0	3	5	0	0	1	27	2	2	1	310	C	9	Amalucan Rim – Orange/Red – Bag 3 of 8
j	1	1	7	OrR	1	1	1	0	3	5	0	0	1	27	2	2	1	310	C	9	Amalucan Rim – Orange/Red – Bag 3 of 8
j	1	1	7	OrR	1	1	1	0	3	5	0	0	1	27	2	2	1	310	C	9	Amalucan Rim – Orange/Red – Bag 5 of 8
j	1	1	7	OrR	1	1	1	0	3	5	0	0	1	27	2	2	1	310	C	9	Amalucan Rim – Orange/Red – Bag 5 of 8
j	1	1	7	OrR	1	1	1	0	3	3	0	0	1	24	2	2	1	409	A	10	Amalucan Rim – Orange/Red – Bag 5 of 8

j	1	1	7	OrR	1	1	1	0	3	3	0	0	1	21	2	2	1	A	n/a	Amalucan Rim – Orange/Red – Bag 5 of 8	
j	1	1	7	OrR	1	1	1	0	3	2	0	0	1	23	2	2	1	22-5-295	C	CP	Amalucan Rim – Orange/Red – Bag 3 of 8
k	1	1	8	OrR	1	3	1	0	3	5	0	0	1	93	2	2	1	22-5-300	C	3	Amalucan Rim – Orange/Red – Bag 4 of 8
k	1	1	8	OrR	1	3	1	0	3	5	0	0	1	30	2	2	1	22-5-333	C	4	Amalucan Rim – Orange/Red – Bag 4 of 8
k	1	1	8	OrR	1	3	1	0	3	5	0	0	1	30	2	2	1	22-5-314	C	4	Amalucan Rim – Orange/Red – Bag 4 of 8
k	1	1	8	OrR	1	3	1	0	3	5	0	0	1	30	2	2	1	22-5-315	C	5	Amalucan Rim – Orange/Red – Bag 4 of 8
k	1	1	2	OrR	0	3	1	1	3	5	0	0	1	1	1	2	1	429	A	6	Amalucan Rim – Orange/Red – Bag 2 of 8
k	1	1	2	OrR	0	3	1	0	3	5	0	0	1	18	3	2	1	22-5-365	D	6	Amalucan Rim – Orange/Red – Bag 2 of 8
k	1	1	8	OrR	1	3	1	0	3	5	0	0	1	18	2	2	1	22-5-371	D	6	Amalucan Rim – Orange/Red – Bag 4 of 8
k	1	1	8	OrR	1	3	1	0	3	5	0	0	1	1	2	2	1	22-5-326	C	8	Amalucan Rim – Orange/Red – Bag 4 of 8
k	1	1	8	OrR	1	3	1	0	3	5	0	0	1	24	2	2	1	22-5-318	C	8	Amalucan Rim – Orange/Red – Bag 4 of 8
k	1	1	8	OrR	1	3	1	0	3	5	0	0	1	31	2	2	1	22-5-378	C	8	Amalucan Rim – Orange/Red – Bag 4 of 8
k	1	1	8	OrR	1	3	1	0	3	5	0	0	1	77	2	2	1	22-5-318	C	8	Amalucan Rim – Orange/Red – Bag 4 of 8
k	1	1	8	OrR	1	3	1	0	3	5	0	0	1	1	2	2	1	22-5-310	C	9	Amalucan Rim – Orange/Red – Bag 4 of 8
k	1	1	8	OrR	1	3	1	0	3	5	0	0	1	1	2	2	1	22-5-327	C	9	Amalucan Rim – Orange/Red – Bag 4 of 8
k	1	1	8	OrR	1	3	1	0	3	5	0	0	1	12	2	2	1	22-5-310	C	9	Amalucan Rim – Orange/Red – Bag 4 of 8
k	1	1	8	OrR	1	3	1	0	3	5	0	0	1	18	2	2	1	22-5-327	C	9	Amalucan Rim – Orange/Red – Bag 4 of 8
k	1	1	8	OrR	1	3	1	0	3	5	0	0	1	1	2	2	1	22-5-328	C	10	Amalucan Rim – Orange/Red – Bag 4 of 8
k	1	1	8	OrR	1	3	1	0	3	1	0	0	1	1	2	2	1	22-5-295	C	CP	Amalucan Rim – Orange/Red – Bag 4 of 8
k	1	1	8	OrR	1	3	1	0	3	5	0	0	1	14	2	2	1	22-5-295	C	CP	Amalucan Rim – Orange/Red – Bag 4 of 8
k	1	1	8	OrR	1	3	1	0	3	5	0	0	1	19	2	2	1	22-5-295	C	CP	Amalucan Rim – Orange/Red – Bag 4 of 8
k	1	1	8	OrR	1	3	1	0	3	5	0	0	1	21	2	2	1	22-5-295	C	CP	Amalucan Rim – Orange/Red – Bag 4 of 8
k	1	1	8	OrR	1	3	1	0	3	5	0	0	1	30	2	2	1	22-5-295	C	CP	Amalucan Rim – Orange/Red – Bag 4 of 8
k	1	1	2	OrR	1	1	1	1	2	3	0	0	1	8.14	3	2	1	22-5-108		n/a	Amalucan Rim – Orange/Red – Bag 2 of 8
q	1	1	20	OrR	3	0	0	1	5	4	0	0	0	0	3	2	1	22-5-119	B	5	Amalucan Rims – Bag 5 of 5 (Formative Bag)
q	1	1	20	OrR	3	1	0	1	5	4	0	0	0	0	3	2	1	22-5-116	B	9	Amalucan Rims – Bag 5 of 5 (Formative Bag)
s	1	2	13	OrR	0	3	1	1	4	5	0	0	0	0	3	2	1	22-5-295	C	CP	Amalucan Rims – Bag 5 of 5 (Formative Bag)
t	1	2	14	OrR	3	3	2	0	8	5	0	0	0	0	2	4	1	343	A	2	Amalucan Rim – Orange/Red – Bay 7 of 8
t	1	2	14	OrR	3	3	2	0	8	5	0	0	0	0	2	4	1	212	A	2	Amalucan Rim – Orange/Red – Bay 8 of 8
t	1	2	14	OrR	3	3	2	0	8	5	0	0	0	0	2	4	1	362	A	3	Amalucan Rim – Orange/Red – Bay 7 of 8
t	1	2	14	OrR	3	3	2	0	8	5	0	0	0	0	2	4	1	345	A	4	Amalucan Rim – Orange/Red – Bay 7 of 8
t	1	2	14	OrR	3	3	2	0	8	5	0	0	0	0	2	4	1	22-5-306	C	4	Amalucan Rim – Orange/Red – Bay 7 of 8
t	1	2	14	OrR	3	3	2	0	8	5	0	0	0	0	2	4	1	393	A	5	Amalucan Rim – Orange/Red – Bay 7 of 8
t	1	2	14	OrR	3	3	2	0	8	5	0	0	0	0	2	4	1	336	A	6	Amalucan Rim – Orange/Red – Bay 7 of 8
t	1	2	14	OrR	3	3	2	0	8	5	0	0	0	0	2	4	1	22-5-238	B	8	Amalucan Rim – Orange/Red – Bay 7 of 8
t	1	2	14	OrR	3	3	2	0	8	5	0	0	0	0	2	4	1	391	A	8	Amalucan Rim – Orange/Red – Bay 7 of 8

t	1	2	14	OrR	3	3	2	0	8	5	0	0	0	0	2	4	1	22-5-118	A	8	Amalucan Rim – Orange/Red – Bay 7 of 8
t	1	2	14	OrR	3	3	2	0	8	5	0	0	0	0	2	4	1	434	A	8	Amalucan Rim – Orange/Red – Bay 7 of 8
t	1	2	14	OrR	3	3	2	0	8	5	0	0	0	0	2	4	1	421	A	8	Amalucan Rim – Orange/Red – Bay 7 of 8
t	1	2	14	OrR	3	3	2	0	8	5	0	0	0	0	2	4	1	22-5-375	A	8	Amalucan Rim – Orange/Red – Bay 7 of 8
t	1	2	14	OrR	3	3	2	0	8	5	0	0	0	0	2	4	1	421	A	8	Amalucan Rim – Orange/Red – Bay 7 of 8
t	1	2	14	OrR	3	3	2	0	8	5	0	0	0	0	2	4	1	22-5-309	C	8	Amalucan Rim – Orange/Red – Bay 7 of 8
t	1	2	14	OrR	3	3	2	0	8	5	0	0	0	0	2	4	1	421	A	8	Amalucan Rim – Orange/Red – Bay 8 of 8
t	1	2	14	OrR	3	3	2	0	8	5	0	0	0	0	2	4	1	345	A	8	Amalucan Rim – Orange/Red – Bay 8 of 8
t	1	2	14	OrR	3	3	2	0	8	5	0	0	0	0	2	4	1	22-5-118	A	8	Amalucan Rim – Orange/Red – Bay 8 of 8
t	1	2	14	OrR	3	3	2	0	8	5	0	0	0	0	2	4	1	434	A	8	Amalucan Rim – Orange/Red – Bay 8 of 8
t	1	2	14	OrR	3	3	2	0	8	5	0	0	0	0	2	4	1	505	A	9	Amalucan Rim – Orange/Red – Bay 7 of 8
t	1	2	14	OrR	3	3	2	0	8	5	0	0	0	0	2	4	1	483	A	9	Amalucan Rim – Orange/Red – Bay 7 of 8
t	1	2	14	OrR	3	3	2	0	8	5	0	0	0	0	2	4	1	22-5-327	C	9	Amalucan Rim – Orange/Red – Bay 7 of 8
t	1	2	14	OrR	3	3	2	0	8	5	0	0	0	0	2	4	1	421	A	9	Amalucan Rim – Orange/Red – Bay 7 of 8
t	1	2	14	OrR	3	3	2	0	8	5	0	0	0	0	2	4	1	505	A	9	Amalucan Rim – Orange/Red – Bay 8 of 8
t	1	2	14	OrR	3	3	2	0	8	5	0	0	0	0	2	4	1	22-5-232	B	11	Amalucan Rim – Orange/Red – Bay 8 of 8
t	1	2	14	OrR	3	3	2	0	8	5	0	0	0	0	2	4	1	400	A	n/a	Amalucan Rim – Orange/Red – Bay 7 of 8
t	1	2	14	OrR	3	3	2	0	8	5	0	0	0	0	2	4	1	495	A	n/a	Amalucan Rim – Orange/Red – Bay 7 of 8
t	1	2	14	OrR	3	3	2	0	8	5	0	0	0	0	2	4	1	338	A	CP	Amalucan Rim – Orange/Red – Bay 7 of 8
t	1	2	14	OrR	3	3	2	0	8	5	0	0	0	0	2	4	1	22-5-338	D	CP	Amalucan Rim – Orange/Red – Bay 8 of 8
t	1	2	14	OrR	3	3	2	0	8	5	0	0	0	0	2	4	1	22-5-295	C	CP	Amalucan Rim – Orange/Red – Bay 8 of 8
t	1	2	14	OrR	3	3	2	0	8	5	0	0	0	0	2	4	1	22-5-372	D	SF	Amalucan Rim – Orange/Red – Bay 7 of 8
t	1	2	14	OrR	3	3	2	0	8	5	0	0	0	0	2	4	1	22-5-372	G (SF)	SF	Amalucan Rim – Orange/Red – Bay 7 of 8
t	1	2	14	OrR	3	3	2	0	8	5	0	0	0	0	2	4	1	383	A	SF	Amalucan Rim – Orange/Red – Bay 8 of 8
t	1	2	14	OrR	3	3	2	0	8	5	0	0	0	0	2	4	1	22-5-380	SF	south of road	Amalucan Rim – Orange/Red – Bay 7 of 8
u	1	2	11	OrR	3	3	2	0	8	5	0	0	0	0	2	4	1	22-2-212	A	2	Amalucan Rim – Orange/Red – Bay 8 of 8
u	1	2	11	OrR	3	3	2	0	8	5	0	0	0	0	2	4	1	217	A	11	Amalucan Rim – Orange/Red – Bay 8 of 8
u	1	2	11	OrR	3	3	2	0	8	5	0	0	0	0	2	4	1	22-5-295	C	SF	Amalucan Rim – Orange/Red – Bay 8 of 8
x	1	2	2	OrR	0	3	0	0	4	5	0	0	1	44	6	4	1	No Prov		n/a	Amalucan Rims – Bag 5 of 5 (Formative Bag)
y	1	2	2	OrR	1	3	1	1	3	2	0	0	0	0	2	3	1	22-5-372	G	SF	Amalucan Rim – Orange/Red – Bag 2 of 8
y	1	2	2	OrR	0	0	1	1	3	5	0	0	1	42	3	2	1	22-5-138	B	3	Amalucan Rim – Orange/Red – Bag 2 of 8
y	1	2	2	OrR	0	3	1	1	3	5	0	0	1	1	3	1	1	22-5-345	D	4	Amalucan Rim – Orange/Red – Bag 2 of 8
y	1	2	2	OrR	0	3	1	1	3	5	0	0	1	15	3	2	1	22-5-282	B	4	Amalucan Rim – Orange/Red – Bag 2 of 8
y	1	2	2	OrR	0	3	1	1	3	5	0	0	1	89	3	2	1	22-5-137	B	4	Amalucan Rim – Orange/Red – Bag 2 of 8

y	1	2	2	OrR	0	3	1	1	1	5	0	0	1	90	3	2	1	22-5-351	D	4	Amalucan Rim – Orange/Red – Bag 2 of 8
y	1	2	2	OrR	0	3	1	1	3	3	0	0	1	8	2	2	5	22-5-133	B	5	Amalucan Rim – Orange/Red – Bag 2 of 8
y	1	2	2	OrR	1	3	1	0	3	5	0	0	1	28	3	2	1	22-5-334	C	5	Amalucan Rim – Orange/Red – Bag 4 of 8
y	1	2	2	OrR	1	3	1	0	3	5	0	0	1	48	3	2	1	22-5-315	C	5	Amalucan Rim – Orange/Red – Bag 4 of 8
y	1	2	2	OrR	1	3	1	0	3	5	0	0	1	1	3	2	1	22-5-324	C	6	Amalucan Rim – Orange/Red – Bag 4 of 8
y	1	2	2	OrR	0	3	1	1	4	5	0	0	1	8	2	3	2	22-5-357	D	6	Amalucan Rim – Orange/Red – Bag 2 of 8
y	1	2	2	OrR	1	3	1	1	3	5	0	0	1	1	3	2	1	113	B	7	Amalucan Rim – Orange/Red – Bag 2 of 8
y	1	2	2	OrR	0	3	1	1	3	5	0	0	1	1	3	2	1	22-5-129	B	7	Amalucan Rim – Orange/Red – Bag 2 of 8
y	1	2	2	OrR	0	3	1	1	3	5	0	0	1	1.3	3	2	1	502	A	7	Amalucan Rim – Orange/Red – Bag 2 of 8
y	1	2	2	OrR	0	3	1	1	3	5	0	0	1	8	3	2	1	22-5-374	A	7	Amalucan Rim – Orange/Red – Bag 2 of 8
y	1	2	2	OrR	0	3	1	1	3	5	0	0	1	1	3	1	1	22-5-118	B	8	Amalucan Rim – Orange/Red – Bag 2 of 8
y	1	2	2	OrR	1	3	1	1	2	2	0	0	1	8	2	3	1	22-5-318	C	8	Amalucan Rim – Orange/Red – Bag 2 of 8
y	1	2	2	OrR	1	3	1	0	3	5	0	0	1	8	3	2	1	22-5-326	C	8	Amalucan Rim – Orange/Red – Bag 4 of 8
y	1	2	2	OrR	1	3	1	0	3	5	0	0	1	22	3	2	1	22-5-318	C	8	Amalucan Rim – Orange/Red – Bag 4 of 8
y	1	2	2	OrR	1	3	1	0	3	5	0	0	1	29	3	2	1	22-5-309	C	8	Amalucan Rim – Orange/Red – Bag 4 of 8
y	1	2	2	OrR	1	3	1	0	3	5	0	0	1	29	3	2	1	22-5-378	C	8	Amalucan Rim – Orange/Red – Bag 4 of 8
y	1	2	2	OrR	0	3	1	1	3	5	0	0	1	91	3	1	1	22-5-391	A	8	Amalucan Rim – Orange/Red – Bag 2 of 8
y	1	2	2	OrR	1	3	1	1	3	5	0	0	1	1	2	3	1	22-5-481	A	9	Amalucan Rim – Orange/Red – Bag 2 of 8
y	1	2	2	OrR	1	3	1	0	3	1	0	0	1	1	3	2	1	22-5-319	C	9	Amalucan Rim – Orange/Red – Bag 4 of 8
y	1	2	2	OrR	1	3	1	0	3	5	0	0	1	1	3	2	1	22-5-319	C	9	Amalucan Rim – Orange/Red – Bag 4 of 8
y	1	2	2	OrR	1	3	1	0	3	5	0	0	1	8	3	2	1	22-5-319	C	9	Amalucan Rim – Orange/Red – Bag 4 of 8
y	1	2	2	OrR	1	3	1	0	3	5	0	0	1	64	3	2	1	22-5-327	C	9	Amalucan Rim – Orange/Red – Bag 4 of 8
y	1	2	2	OrR	0	3	1	1	5	5	0	0	1	1	3	2	1	22-5-408	A	13	Amalucan Rim – Orange/Red – Bag 2 of 8
y	1	2	2	OrR	1	3	1	0	3	5	0	0	1	1	3	2	1	No Prov	B	n/a	Amalucan Rim – Orange/Red – Bag 4 of 8
y	1	2	2	OrR	1	3	1	1	3	5	0	0	1	1.4	2	2	1	22-5-108	B	n/a	Amalucan Rim – Orange/Red – Bag 2 of 8
y	1	2	2	OrR	1	3	1	1	3	5	0	0	1	1.4	4	3	1		A	n/a	Amalucan Rim – Orange/Red – Bag 2 of 8
y	1	2	2	OrR	1	3	1	1	3	5	0	0	1	14	3	2	1	22-5-487	A	n/a	Amalucan Rim – Orange/Red – Bag 2 of 8
y	1	2	2	OrR	1	3	1	1	3	2	0	0	1	20	3	2	1	22-5-506	A	n/a	Amalucan Rim – Orange/Red – Bag 2 of 8
y	1	2	2	OrR	1	3	1	1	3	5	0	0	1	1	2	3	1	22-5-295	C	CP	Amalucan Rim – Orange/Red – Bag 2 of 8
y	1	2	2	OrR	1	3	1	0	3	5	0	0	1	10	3	2	1	295	C	CP	Amalucan Rim – Orange/Red – Bag 4 of 8
y	1	2	2	OrR	1	3	1	0	3	5	0	0	1	14	3	2	1	22-5-295	C	CP	Amalucan Rim – Orange/Red – Bag 4 of 8
y	1	2	2	OrR	1	3	1	0	3	5	0	0	1	18	3	2	1	22-5-295	C	CP	Amalucan Rim – Orange/Red – Bag 4 of 8
y	1	2	2	OrR	1	3	1	0	3	5	0	0	1	22	3	2	1	22-5-295	C	CP	Amalucan Rim – Orange/Red – Bag 4 of 8
y	1	2	2	OrR	1	3	1	0	3	1	0	0	1	26	3	2	1	22-5-295	C	CP	Amalucan Rim – Orange/Red – Bag 4 of 8
y	1	2	2	OrR	1	3	1	0	3	5	0	0	1	8	3	2	1	22-5-295	C	SF	Amalucan Rim – Orange/Red – Bag 4 of 8
y	1	2	2	OrR	1	3	1	0	3	5	0	0	1	8	3	2	1	22-5-295	C	SF	Amalucan Rim – Orange/Red – Bag 4 of 8

y	1	2	2	OrR	0	0	0	2	3	1	0	0	1	8.4	1	3	1	22-5-372	G	SF	Amalucan Rim – Orange/Red – Bag 2 of 8
z	1	1	16	OrR	0	0	0	1	7	4	0	0	1	8	5	3	1	22-5-155	B	3	Amalucan Rims – Bag 5 of 5 (Formative Bag)
e	1	1	1	OrRB u	1	1	1	1	3	3	0	0	0	0	5	2	1	320	A	2	Amalucan Sherds – Red Bag 6 of 8
e	1	1	1	OrRB u	0	1	1	1	2	3	0	0	0	0	2	2	1	22-5-220	B	3	Amalucan Sherds – Red Bag 6 of 8
e	1	1	1	OrRB u	0	1	0	1	5	4	0	0	0	0	3	3	1	22-5-334	C	5	Amalucan Sherds – Red Bag 6 of 8
e	1	1	1	OrRB u	0	1	1	1	2	3	0	0	0	0	2	2	1	233	A	11	Amalucan Sherds – Red Bag 6 of 8
e	1	1	1	OrRB u	0	1	1	1	4	4	0	0	1	1	2	2	1	256	A	4	Amalucan Sherds – Red (Pale) 8 of 8
e	1	1	1	OrRB u	0	1	1	1	4	4	0	0	1	1	2	2	1	22-5-333	C	4	Amalucan Sherds – Red (Pale) 8 of 8
e	1	1	1	OrRB u	0	1	1	1	4	4	0	0	1	75.1	2	2	1	22-5-306	C	4	Amalucan Sherds – Red (Pale) 8 of 8
e	1	1	1	OrRB u	0	1	0	1	2	4	0	0	1	1	2	2	1	22-5-133	B	5	Amalucan Sherds – Red (Pale) 8 of 8
e	1	1	1	OrRB u	0	1	1	1	4	4	0	0	1	1	2	2	1	22-5-364	D	5	Amalucan Sherds – Red (Pale) 8 of 8
e	1	1	1	OrRB u	0	1	1	1	4	4	0	0	1	74.2	2	2	1	22-5-325	C	6	Amalucan Sherds – Red (Pale) 8 of 8
e	1	1	1	OrRB u	0	1	0	1	5	4	0	0	1	1	2	2	1	22-5-184	B	7	Amalucan Sherds – Red (Pale) 8 of 8
e	1	1	1	OrRB u	0	1	1	1	4	4	0	0	1	1	2	2	1	491	A	7	Amalucan Sherds – Red (Pale) 8 of 8
e	1	1	1	OrRB u	0	1	1	1	4	4	0	0	1	2.1	2	2	1	22-5-336	C	7	Amalucan Sherds – Red (Pale) 8 of 8
e	1	1	1	OrRB u	0	1	0	1	2	4	0	0	1	1	2	2	1	22-5-309	C	8	Amalucan Sherds – Red (Pale) 8 of 8
e	1	1	1	OrRB u	0	1	1	1	2	3	0	0	1	1	2	2	1	22-5-378	C	8	Amalucan Sherds – Red (Pale) 8 of 8
e	1	1	1	OrRB u	0	1	1	1	4	4	0	0	1	1	2	2	1	22-5-309	C	8	Amalucan Sherds – Red (Pale) 8 of 8
e	1	1	1	OrRB u	0	1	1	1	4	4	0	0	1	1	2	2	1	408	A	8	Amalucan Sherds – Red (Pale) 8 of 8
e	1	1	1	OrRB u	0	1	0	1	2	4	0	0	1	1	2	2	1	497	A	9	Amalucan Sherds – Red (Pale) 8 of 8
e	1	1	1	OrRB u	0	1	1	1	4	4	0	0	1	1	2	2	1	22-5-327	C	9	Amalucan Sherds – Red (Pale) 8 of 8
e	1	1	1	OrRB u	0	1	1	1	4	4	0	0	1	1	2	2	1	505	A	9	Amalucan Sherds – Red (Pale) 8 of 8
e	1	1	1	OrRB u	0	1	1	1	4	4	0	0	1	2.1	2	2	1	22-5-327	C	9	Amalucan Sherds – Red (Pale) 8 of 8
e	1	1	1	OrRB u	0	1	0	1	2	4	0	0	1	12.1	2	2	1	356	A	9	Amalucan Sherds – Red (Pale) 8 of 8

e	1	1	1	OrRB u	0	1	1	1	4	4	0	0	1	1	2	2	1	503	A	n/a	Amalucan Sherds – Red (Pale) 8 of 8
e	1	1	1	OrRB u	0	1	0	1	2	4	0	0	1	1	2	2	1	338	A	CP	Amalucan Sherds – Red (Pale) 8 of 8
e	1	1	1	OrRB u	0	1	1	1	4	4	0	0	1	1	2	2	1	22-5-338	D	CP	Amalucan Sherds – Red (Pale) 8 of 8
e	1	1	1	OrRB u	0	1	0	1	5	4	0	0	1	2.1	2	2	1	22-5-297	C	CP	Amalucan Sherds – Red (Pale) 8 of 8
e	1	1	1	OrRB u	0	1	1	1	4	4	0	0	1	8	2	2	1	22-5-337	D	CP	Amalucan Sherds – Red (Pale) 8 of 8
e	1	1	1	OrRB u	0	1	1	1	4	4	0	0	1	8	2	2	1	22-5-338	D	CP	Amalucan Sherds – Red (Pale) 8 of 8
e	1	1	1	OrRB u	0	1	1	1	4	4	0	0	1	8.2	2	2	1	22-5-372	D	CP	Amalucan Sherds – Red (Pale) 8 of 8
z	1	1	11	OrRB u	0	0	0	1	5	4	0	0	0	0	3	3	1	22-5-335	C	6	Amalucan Sherds – Red Bag 6 of 8
z	1	1	11	OrRB u	0	0	1	1	3	3	0	0	0	0	3	3	1	481	A	9	Amalucan Sherds – Red Bag 6 of 8
z	1	1	11	OrRB u	0	1	1	1	4	4	0	0	0	0	3	4	1	22-5-338	D	CP	Amalucan Sherds – Red Bag 6 of 8
z	1	1	11	OrRB u	0	0	0	0	7	7	0	0	1	1	3	2	1	22-5-273	B	3	Amalucan Sherds – Red (Pale) 8 of 8
z	1	1	11	OrRB u	0	1	0	1	5	3	0	0	1	76.1	2	2	1	22-5-306	C	4	Amalucan Sherds – Red (Pale) 8 of 8
z	1	1	11	OrRB u	0	1	1	1	4	4	0	0	1	1	2	3	1	22-5-129	B	7	Amalucan Sherds – Red (Pale) 8 of 8
z	1	1	11	OrRB u	0	1	1	1	4	4	0	0	1	8	2	2	1	22-5-318	C	8	Amalucan Sherds – Red (Pale) 8 of 8
z	1	1	11	OrRB u	0	1	1	1	4	4	0	0	1	8	2	2	1	22-5-318	C	8	Amalucan Sherds – Red (Pale) 8 of 8
z	1	1	11	OrRB u	0	1	1	1	4	4	0	0	1	8	3. 2	2	1	22-5-186	B	9	Amalucan Sherds – Red (Pale) 8 of 8
z	1	1	11	OrRB u	0	1	1	1	2	2	0	0	1	1	2	2	1	22-5-328	C	10	Amalucan Sherds – Red (Pale) 8 of 8
z	1	1	11	OrRB u	0	1	1	1	4	4	0	0	1	8	3	2	1	22-5-328	C	10	Amalucan Sherds – Red (Pale) 8 of 8
z	1	1	11	OrRB u	0	0	0	0	7	7	0	0	1	1	3	2	1	22-5-338	D	CP	Amalucan Sherds – Red (Pale) 8 of 8
z	1	1	11	OrRB u	0	1	1	1	4	4	0	0	1	1	2	2	1	22-5-337	D	CP	Amalucan Sherds – Red (Pale) 8 of 8
z	1	1	11	OrRB u	0	0	0	1	5	3	0	0	1	74	3	2	1	22-5-338	D	CP	Amalucan Sherds – Red Bag 6 of 8
0	2	0	0	R	0	0	1	0	3	5	0	0	0	0	2	3	1	382	B	SF	Amalucan Rims Red and Unslipped Reds – Bag 1 of 9
0	3	0	0	R	0	0	1	1	3	5	0	0	1	25	3	2	1	334	C	5	Amalucan Rims – Bag 5 of 5 (Formative Bag)
0	3	1	0	R	0	1	1	1	2	4	0	0	1	80	2	2	1	393	A	5	Amalucan Sherds – Bag 2 of 8

0	0	0	0	R	0	1	1	1	3	3	0	0	1	2.3	5	4	1	357	D	6	Amalucan Rims Red and Unslipped Reds – Bag 1 of 9
0	3	2	0	R	0	1	1	1	3	3	0	0	1	69	2	3	1	419	A	9	Amalucan Sherds – Gloss Orange-Red Bag 3 of 8
0	3	0	0	R	1	1	1	1	2	3	0	0	1	14	3	2	1	481	A	9	Amalucan Sherds – Bag 2 of 8
0	3	0	0	R	1	1	1	1	1	2	0	0	1	18	2	2	1	22-5-319	C	9	Amalucan Rims Red and Unslipped Reds – Bag 1 of 9
0	3	0	0	R	0	1	1	1	2	3	0	0	1	79	2	2	1	408	A	13	Amalucan Sherds – Bag 2 of 8
0	3	0	0	R	1	0	1	1	3	5	0	0	2	58	2	2	1	22-5-108	B	n/a	Amalucan Rims – Bag 5 of 5 (Formative Bag)
0	3	0	0	R	1	1	1	1	3	2	0	0	8	0	2	2	1	497	A	9	Amalucan Sherds – Gloss Orange-Red Bag 2 of 8
0	3	0	0	R	1	1	1	1	3	2	0	0	8	0	2	2	1	451	A	10	Amalucan Sherds – Gloss Orange-Red Bag 2 of 8
0	3	0	0	R	1	1	1	2	3	0	0	0	0	0	2	3	$\frac{1}{8}$				Amalucan Rims Red and Unslipped Reds – Bag 1 of 9
0	3	0	0	R	1	1	1	2	3	0	0	0	0	0	2	3	$\frac{1}{5}$				Amalucan Rims Red and Unslipped Reds – Bag 3 of 9
b	1	1	2	R	0	0	1	1	3	3	0	0	0	0	3	3	1	22-5-160	B	2	Amalucan Rims Red and Unslipped Reds – Bag 4 of 9
b	1	1	2	R	0	0	1	1	3	3	0	0	0	0	3	3	1	22-5-252	B	2	Amalucan Rims Red and Unslipped Reds – Bag 4 of 9
b	1	1	2	R	0	0	1	1	3	3	0	0	0	0	3	3	1	22-5-281	B	3	Amalucan Rims Red and Unslipped Reds – Bag 4 of 9
b	1	1	2	R	0	0	1	1	3	3	0	0	0	0	3	3	1	22-5-240	B	4	Amalucan Rims Red and Unslipped Reds – Bag 4 of 9
b	1	1	2	R	0	0	1	1	3	3	0	0	0	0	3	3	1	22-5-333	C	4	Amalucan Rims Red and Unslipped Reds – Bag 4 of 9
b	1	1	2	R	0	0	1	1	3	3	0	0	0	0	3	3	1	22-5-168	B	4	Amalucan Rims Red and Unslipped Reds – Bag 4 of 9
b	1	1	2	R	0	0	1	1	3	3	0	0	0	0	3	3	1	22-5-315	C	5	Amalucan Rims Red and Unslipped Reds – Bag 4 of 9
b	1	1	2	R	0	0	1	1	3	3	0	0	0	0	3	3	1	22-5-323	C	5	Amalucan Rims Red and Unslipped Reds – Bag 4 of 9
b	1	1	2	R	0	0	1	1	3	3	0	0	0	0	3	3	1	22-5-119	B	5	Amalucan Rims Red and Unslipped Reds – Bag 4 of 9
b	1	1	2	R	0	0	8	0	5	5	0	0	0	0	2	2	1	22-5-262	B	5	Amalucan Rims Red and Unslipped Reds – Bag 4 of 9
b	1	1	2	R	0	0	1	8	3	5	0	0	0	0	3	2	1	22-5-315	C	5	Amalucan Rims Red and Unslipped Reds – Bag 4 of 9
b	1	1	2	R	3	3	1	8	5	5	0	0	0	0	3	2	$\frac{1}{0}$	22-5-288	B	5	Amalucan Rims Red and Unslipped Reds – Bag 9 of 9
b	1	1	2	R	3	1	1	1	2	3	0	0	0	0	3	4	1	22-5-393	A	5	Amalucan Rims Red and Unslipped Reds – Bag 9 of 9
b	1	1	2	R	0	0	0	1	5	3	0	0	0	0	2	4	1	22-5-315	C	5	Amalucan Rims Red and Unslipped Reds – Bag 9 of 9

b	1	1	2	R	0	0	0	8	5	5	0	0	0	0	3	2	1	315	C	5	Amalucan Rims Red and Unslipped Reds – Bag 9 of 9
b	1	1	2	R	0	0	0	8	5	5	0	0	0	0	2	3	1	473	A	5	Amalucan Rims Red and Unslipped Reds – Bag 9 of 9
b	1	1	2	R	0	0	1	1	3	3	0	0	0	0	3	3	1	22-5-357	D	6	Amalucan Rims Red and Unslipped Reds – Bag 4 of 9
b	1	1	2	R	0	0	1	1	3	3	0	0	0	0	3	3	1	22-5-111	B	6	Amalucan Rims Red and Unslipped Reds – Bag 4 of 9
b	1	1	2	R	0	0	0	8	5	5	0	0	0	0	3	2	1	22-5-124	B	6	Amalucan Rims Red and Unslipped Reds – Bag 9 of 9
b	1	1	2	R	0	0	0	8	5	5	0	0	0	0	2	2	1	22-5-335	C	6	Amalucan Rims Red and Unslipped Reds – Bag 9 of 9
b	1	1	2	R	3	1	0	1	4	3	0	0	0	0	2	3	1	336	A	7	Amalucan Rims Red and Unslipped Reds – Bag 9 of 9
b	1	1	2	R	0	0	1	1	3	3	0	0	0	0	3	2	1	390	A	8	Amalucan Rims Red and Unslipped Reds – Bag 3 of 9
b	1	1	2	R	0	0	1	1	3	3	0	0	0	0	3	3	1	22-5-375	A	8	Amalucan Rims Red and Unslipped Reds – Bag 4 of 9
b	1	1	2	R	0	1	1	1	5	3	0	0	0	0	3	3	1	22-5-375	A	8	Amalucan Rims Red and Unslipped Reds – Bag 9 of 9
b	1	1	2	R	3	1	0	1	2	3	0	0	0	0	3	4	1	448	A	8	Amalucan Rims Red and Unslipped Reds – Bag 9 of 9
b	1	1	2	R	3	1	0	1	5	3	0	0	0	0	3	2	1	448	A	8	Amalucan Rims Red and Unslipped Reds – Bag 9 of 9
b	1	1	2	R	0	0	1	1	5	3	0	0	0	0	3	2	1	22-5-327	C	9	Amalucan Rims Red and Unslipped Reds – Bag 3 of 9
b	1	1	2	R	0	0	1	1	3	3	0	0	0	0	3	3	1	356	A	9	Amalucan Rims Red and Unslipped Reds – Bag 4 of 9
b	1	1	2	R	0	0	1	1	3	3	0	0	0	0	3	3	1	496	A	9	Amalucan Rims Red and Unslipped Reds – Bag 4 of 9
b	1	1	2	R	0	0	1	8	3	5	0	0	0	0	1	3	1	22-5-134	B	10	Amalucan Rims Red and Unslipped Reds – Bag 4 of 9
b	1	1	2	R	0	1	1	1	3	3	0	0	0	0	3	3	1	233	A	11	Amalucan Rims Red and Unslipped Reds – Bag 4 of 9
b	1	1	2	R	0	1	1	1	6	3	0	0	0	0	3	2	1	22-5-125	B	11	Amalucan Rims Red and Unslipped Reds – Bag 9 of 9
b	1	1	2	R	0	0	1	1	3	3	0	0	0	0	3	3	1		A	n/a	Amalucan Rims Red and Unslipped Reds – Bag 4 of 9
b	1	1	2	R	0	0	1	1	3	3	0	0	0	0	3	3	1		A	n/a	Amalucan Rims Red and Unslipped Reds – Bag 4 of 9
b	1	1	2	R	0	3	1	1	3	5	0	0	0	0	3	2	1	22-5-338	D	CP	Amalucan Rims Red and Unslipped Reds – Bag 3 of 9
b	1	1	2	R	0	0	1	1	3	3	0	0	0	0	3	3	1	295	C	CP	Amalucan Rims Red and Unslipped Reds – Bag 4 of 9
b	1	1	2	R	0	0	1	1	3	3	0	0	0	0	3	3	1	22-5-337	D	CP	Amalucan Rims Red and Unslipped Reds – Bag 4 of 9

b	1	1	2	R	0	0	1	8	3	5	0	0	0	0	3	2	1	22-5-295	C	CP	Amalucan Rims Red and Unslipped Reds – Bag 4 of 9
b	1	1	2	R	0	0	1	0	3	5	0	0	0	0	5	1	1	22-5-338	D	CP	Amalucan Rims Red and Unslipped Reds – Bag 7 of 9
b	1	1	2	R	0	0	1	1	3	3	0	0	0	0	2	4	1	22-5-372	D	SF	Amalucan Rims Red and Unslipped Reds – Bag 4 of 9
b	1	1	2	R	0	0	1	1	3	3	0	0	0	0	3	3	1	22-5-372	G	SF	Amalucan Rims Red and Unslipped Reds – Bag 4 of 9
b	1	1	2	R	0	0	1	1	3	3	0	0	0	0	3	3	1	22-5-271	B	SF	Amalucan Rims Red and Unslipped Reds – Bag 4 of 9
b	1	1	2	R	0	0	1	1	3	3	0	0	0	0	3	3	1	22-5-268	B	SF	Amalucan Rims Red and Unslipped Reds – Bag 4 of 9
b	1	1	2	R	0	1	0	1	2	3	0	0	0	0	3	1	1	22-5-265	D	SF	Amalucan Rims Red and Unslipped Reds – Bag 4 of 9
b	1	1	2	R	0	1	1	1	3	3	0	0	0	0	1	4	1	22-5-372	G	SF	Amalucan Rims Red and Unslipped Reds – Bag 4 of 9
b	1	1	2	R	0	0	1	1	6	3	0	0	1	8	2	3	1	22-5-315	C	5	Amalucan Rims Red and Unslipped Reds – Bag 3 of 9
b	1	1	2	R	1	3	1	1	3	5	0	0	1	8	3	2	1	22-5-327	C	9	Amalucan Rims Red and Unslipped Reds – Bag 3 of 9
b	1	1	2	R	1	3	1	0	3	5	0	0	7	65	2	3	1	434	A	8	Amalucan Rims – Bag 5 of 5 (Formative Bag)
e	1	1	1	R	0	0	0	1	5	3	0	0	0	0	2	2	1	22-5-331	C	2	Amalucan Rims Red and Unslipped Reds – Bag 3 of 9
e	1	1	1	R	0	0	1	1	3	3	0	0	0	0	3	2	1	22-5-133	B	5	Amalucan Rims Red and Unslipped Reds – Bag 2 of 9
e	1	1	1	R	0	0	1	1	3	3	0	0	0	0	3	2	1	22-5-113	B	7	Amalucan Rims Red and Unslipped Reds – Bag 2 of 9
e	1	1	1	R	0	0	1	1	3	3	0	0	0	0	3	2	1	22-5-295	C	CP	Amalucan Rims Red and Unslipped Reds – Bag 2 of 9
e	1	1	1	R	0	0	1	1	3	3	0	0	0	0	3	2	1	22-5-295	C	CP	Amalucan Rims Red and Unslipped Reds – Bag 2 of 9
e	1	1	1	R	0	0	1	1	3	3	0	0	0	0	3	2	1	22-5-267	B	SF	Amalucan Rims Red and Unslipped Reds – Bag 2 of 9
e	1	1	1	R	0	1	1	1	3	3	0	0	1	71.2	2	4	1	no prov		n/a	Amalucan Sherds – Gloss Orange-Red Bag 3 of 8
f	1	1	3	R	0	0	1	0	3	5	0	0	0	0	3	2	1	424	A	1	Amalucan Rims Red and Unslipped Reds – Bag 3 of 9
f	1	1	3	R	0	0	1	0	3	5	0	0	0	0	3	2	1	334	C	5	Amalucan Rims Red and Unslipped Reds – Bag 3 of 9
f	1	1	3	R	0	0	1	1	3	5	0	0	0	0	2	3	1	375	A	8	Amalucan Rims Red and Unslipped Reds – Bag 3 of 9
f	1	1	1	R	0	0	1	1	3	3	0	0	0	0	3	2	1	22-5-295	C	CP	Amalucan Rims Red and Unslipped Reds – Bag 2 of 9
f	1	1	3	R	0	0	1	1	4	4	0	0	0	0	3	2	1	22-5-295	C	CP	Amalucan Rims Red and Unslipped Reds – Bag 3 of 9
g	1	1	6	R	0	0	1	1	5	3	0	0	0	0	3	2	1	22-5-332	C	3	Amalucan Rims Red and Unslipped Reds –

																			Bag 3 of 9		
g	1	1	6	R	0	0	1	1	3	3	0	0	0	0	3	2	1	22-5-306	C	4	Amalucan Rims Red and Unslipped Reds – Bag 3 of 9
g	1	1	6	R	3	3	2	0	8	5	0	0	0	0	2	4	1	22-5-295	C	CP	Amalucan Rims Red (Purple) Bag 5 of 8
g	1	1	6	R	3	1	1	1	5	3	0	0	0	0	2	2	1	22-5-295	C	CP	Amalucan Rims Red and Unslipped Reds – Bag 3 of 9
k	1	1	2	R	1	1	1	1	3	3	0	0	0	0	2	2	1	22-5-211	B	12	Amalucan Rims – Bag 5 of 5 (Formative Bag)
q	1	1	20	R	1	1	1	1	3	3	0	0	0	0	2	2	1	No Prov			Amalucan Rims – Bag 5 of 5 (Formative Bag)
s	3	2	2	R	0	0	1	0	3	5	0	0	0	0	3	3	1	362	A	3	Amalucan Rims Red and Unslipped Reds – Bag 1 of 9
s	1	2	2	R	0	0	1	8	3	5	0	0	0	0	3	3	1	22-5-228	B	6	Amalucan Rims Red and Unslipped Reds – Bag 1 of 9
s	3	2	2	R	0	0	1	0	3	5	0	0	0	0	3	2	1	22-5-325	C	7	Amalucan Rims Red and Unslipped Reds – Bag 1 of 9
s	1	2	2	R	0	0	1	8	3	5	0	0	0	0	3	1	1	22-5-318	C	8	Amalucan Rims Red and Unslipped Reds – Bag 1 of 9
s	1	2	2	R	1	1	1	1	3	3	0	0	0	0	2	2	1	22-5-338	D	CP	Amalucan Rims Red and Unslipped Reds – Bag 3 of 9
t	1	2	14	R	3	3	2	0	8	5	0	0	0	0	2	4	1	22-5-352	D	1	Amalucan Rims Red (Purple) Bag 3 of 8
t	1	2	14	R	3	3	2	0	8	5	0	0	0	0	2	4	1	498	A	1	Amalucan Rims Red (Purple) Bag 8 of 8
t	1	2	14	R	3	3	2	0	8	5	0	0	0	0	2	4	1	471	D	2	Amalucan Rims Red (Purple) Bag 3 of 8
t	1	2	14	R	3	3	2	0	8	5	0	0	0	0	2	4	1	22-5-145	B	2	Amalucan Rims Red (Purple) Bag 5 of 8
t	1	2	15	R	3	3	2	0	8	5	0	0	0	0	2	4	1	212	A	2	Amalucan Rims Red (Purple) Bag 2 of 8
t	1	2	15	R	3	3	2	0	8	5	0	0	0	0	2	4	1	22-5-157	B	2	Amalucan Rims Red (Purple) Bag 2 of 8
t	1	2	14	R	3	3	2	0	8	5	0	0	0	0	2	4	1	22-5-155	B	3	Amalucan Rims Red (Purple) Bag 5 of 8
t	1	2	14	R	3	3	2	0	8	5	0	0	0	0	2	4	1	22-5-138	B	3	Amalucan Rims Red (Purple) Bag 5 of 8
t	1	2	14	R	3	3	2	0	8	5	0	0	0	0	2	4	1	22-5-174	B	3	Amalucan Rims Red (Purple) Bag 6 of 8
t	1	2	14	R	3	3	2	0	8	5	0	0	0	0	2	4	1	22-5-350	D	3	Amalucan Rims Red (Purple) Bag 6 of 8
t	1	2	14	R	3	3	2	0	8	5	0	0	0	0	2	4	1	22-5-250	B	3	Amalucan Rims Red (Purple) Bag 6 of 8
t	1	2	14	R	3	3	2	0	8	5	0	0	0	0	2	4	1	362	A	3	Amalucan Rims Red (Purple) Bag 8 of 8
t	1	2	15	R	3	3	2	0	8	5	0	0	0	0	2	4	1	22-5-183	B	3	Amalucan Rims Red (Purple) Bag 2 of 8
t	1	2	15	R	3	3	2	0	8	5	0	0	0	0	2	4	1	22-5-143	B	3	Amalucan Rims Red (Purple) Bag 2 of 8
t	1	2	14	R	3	3	2	0	8	5	0	0	0	0	2	4	1	22-5-369	D	4	Amalucan Rims Red (Purple) Bag 3 of 8
t	1	2	14	R	3	3	2	0	8	5	0	0	0	0	2	4	1	22-5-369	D	4	Amalucan Rims Red (Purple) Bag 3 of 8
t	1	2	14	R	3	3	2	0	8	5	0	0	0	0	2	4	1	22-5-162	B	4	Amalucan Rims Red (Purple) Bag 5 of 8
t	1	2	14	R	3	3	2	0	8	5	0	0	0	0	2	4	1	22-5-306	C	4	Amalucan Rims Red (Purple) Bag 5 of 8
t	1	2	14	R	3	3	2	0	8	5	0	0	0	0	2	4	1	22-5-333	C	4	Amalucan Rims Red (Purple) Bag 6 of 8
t	1	2	14	R	3	3	2	0	8	5	0	0	0	0	2	4	1	22-5-355	D	4	Amalucan Rims Red (Purple) Bag 6 of 8
t	1	2	15	R	3	3	2	0	8	5	0	0	0	0	2	4	1	22-5-101	B	4	Amalucan Rims Red (Purple) Bag 2 of 8

t	1	2	15	R	3	3	2	0	8	5	0	0	0	0	2	4	1	22-5-168	B	4	Amalucan Rims Red (Purple) Bag 2 of 8
t	1	2	15	R	3	3	2	0	8	5	0	0	0	0	2	4	1	22-5-168	B	4	Amalucan Rims Red (Purple) Bag 2 of 8
t	1	2	15	R	3	3	2	0	8	5	0	0	0	0	2	4	1	22-5-200	B	4	Amalucan Rims Red (Purple) Bag 2 of 8
t	1	2	14	R	3	3	2	0	8	5	0	0	0	0	2	4	1	22-5-133	B	5	Amalucan Rims Red (Purple) Bag 3 of 8
t	1	2	14	R	3	3	2	0	8	5	0	0	0	0	2	4	1	22-5-102	B	5	Amalucan Rims Red (Purple) Bag 3 of 8
t	1	2	14	R	3	3	2	0	8	5	0	0	0	0	2	4	1	22-5-323	C	5	Amalucan Rims Red (Purple) Bag 3 of 8
t	1	2	14	R	3	3	2	0	8	5	0	0	0	0	2	4	1	22-5-315	C	5	Amalucan Rims Red (Purple) Bag 3 of 8
t	1	2	14	R	3	3	2	0	8	5	0	0	0	0	2	4	1	22-5-323	C	5	Amalucan Rims Red (Purple) Bag 3 of 8
t	1	2	14	R	3	3	2	0	8	5	0	0	0	0	2	4	1	22-5-334	C	5	Amalucan Rims Red (Purple) Bag 3 of 8
t	1	2	14	R	3	3	2	0	8	5	0	0	0	0	2	4	1	22-5-288	B	5	Amalucan Rims Red (Purple) Bag 5 of 8
t	1	2	14	R	3	3	2	0	8	5	0	0	0	0	2	4	1	22-5-302	C	5	Amalucan Rims Red (Purple) Bag 6 of 8
t	1	2	14	R	3	3	2	0	8	5	0	0	0	0	2	4	1	22-5-370	D	5	Amalucan Rims Red (Purple) Bag 6 of 8
t	1	2	14	R	3	0	1	8	5	5	0	0	0	0	3	2	1	22-5-323	C	5	Amalucan Rims Red and Unslipped Reds – Bag 3 of 9
t	3	2	15	R	3	3	2	0	8	5	0	0	0	0	2	4	1	22-5-257	B	5	Amalucan Rims Red (Purple) Bag 2 of 8
t	1	2	15	R	3	3	2	0	8	5	0	0	0	0	2	4	1	22-5-283	B	5	Amalucan Rims Red (Purple) Bag 2 of 8
t	1	2	15	R	3	3	2	0	8	5	0	0	0	0	2	4	1	22-5-323	C	5	Amalucan Rims Red (Purple) Bag 2 of 8
t	1	2	14	R	3	3	2	0	8	5	0	0	0	0	2	4	1	22-5-371	D	6	Amalucan Rims Red (Purple) Bag 3 of 8
t	1	2	14	R	3	3	2	0	8	5	0	0	0	0	2	4	1	22-5-122	B	6	Amalucan Rims Red (Purple) Bag 3 of 8
t	1	2	14	R	3	3	2	0	8	5	0	0	0	0	2	4	1	22-5-203	B	6	Amalucan Rims Red (Purple) Bag 3 of 8
t	1	2	14	R	3	3	2	0	8	5	0	0	0	0	2	4	1	22-5-308	C	6	Amalucan Rims Red (Purple) Bag 3 of 8
t	1	2	14	R	3	3	2	0	8	5	0	0	0	0	2	4	1	22-5-371	D	6	Amalucan Rims Red (Purple) Bag 3 of 8
t	1	2	14	R	3	3	2	0	8	5	0	0	0	0	2	4	1	22-5-359	D	6	Amalucan Rims Red (Purple) Bag 3 of 8
t	1	2	14	R	3	3	2	0	8	5	0	0	0	0	2	4	1	22-5-335	C	6	Amalucan Rims Red (Purple) Bag 3 of 8
t	1	2	14	R	3	3	2	0	8	5	0	0	0	0	2	4	1	22-5-284	B	6	Amalucan Rims Red (Purple) Bag 5 of 8
t	1	2	14	R	3	3	2	0	8	5	0	0	0	0	2	4	1	22-5-191	B	6	Amalucan Rims Red (Purple) Bag 6 of 8
t	1	2	14	R	3	3	2	0	8	5	0	0	0	0	2	4	1	22-5-324	C	6	Amalucan Rims Red (Purple) Bag 8 of 8
t	1	2	15	R	3	3	2	0	8	5	0	0	0	0	2	4	1	22-5-228	B	6	Amalucan Rims Red (Purple) Bag 2 of 8
t	1	2	14	R	3	3	2	0	8	5	0	0	0	0	2	4	1	22-5-325	C	7	Amalucan Rims Red (Purple) Bag 3 of 8
t	1	2	14	R	3	3	2	0	8	5	0	0	0	0	2	4	1	22-5-113	B	7	Amalucan Rims Red (Purple) Bag 3 of 8
t	1	2	14	R	3	3	2	0	8	5	0	0	0	0	2	4	1	336	A	7	Amalucan Rims Red (Purple) Bag 5 of 8
t	1	2	2	R	1	1	1	1	3	3	0	0	0	0	1	3	1	22-5-318	C	8	Amalucan Rims – Bag 5 of 5 (Formative Bag)
t	1	2	14	R	3	3	2	0	8	5	0	0	0	0	2	4	1	22-5-309	C	8	Amalucan Rims Red (Purple) Bag 3 of 8
t	1	2	14	R	3	3	2	0	8	5	0	0	0	0	2	4	1	22-5-318	C	8	Amalucan Rims Red (Purple) Bag 3 of 8
t	1	2	14	R	3	3	2	0	8	5	0	0	0	0	2	4	1	22-5-309	C	8	Amalucan Rims Red (Purple) Bag 3 of 8
t	1	2	14	R	3	3	2	0	8	5	0	0	0	0	2	4	1	22-5-326	C	8	Amalucan Rims Red (Purple) Bag 3 of 8



t	1	2	14	R	3	3	2	0	8	5	0	0	0	0	2	4	1	22-5-328	C	10	Amalucan Rims Red (Purple) Bag 3 of 8
t	1	2	14	R	3	3	2	0	8	5	0	0	0	0	2	4	1	328	C	10	Amalucan Rims Red (Purple) Bag 3 of 8
t	1	2	14	R	3	3	2	0	8	5	0	0	0	0	2	4	1	22-5-328	C	10	Amalucan Rims Red (Purple) Bag 3 of 8
t	1	2	14	R	3	3	2	0	8	5	0	0	0	0	2	4	1	22-5-328	C	10	Amalucan Rims Red (Purple) Bag 3 of 8
t	1	2	14	R	3	3	2	0	8	5	0	0	0	0	2	4	1	22-5-328	C	10	Amalucan Rims Red (Purple) Bag 3 of 8
t	1	2	2	R	0	3	0	8	5	8	0	0	0	0	3	3	1	233	A	11	Amalucan Rims – Bag 5 of 5 (Formative Bag)
t	1	2	14	R	3	3	2	0	8	5	0	0	0	0	2	4	1	233	A	11	Amalucan Rims Red (Purple) Bag 6 of 8
t	1	2	14	R	3	3	2	0	8	5	0	0	0	0	2	4	1	507x	A	n/a	Amalucan Rims Red (Purple) Bag 3 of 8
t	1	2	14	R	3	3	2	0	8	5	0	0	0	0	2	4	1	418	A	n/a	Amalucan Rims Red (Purple) Bag 5 of 8
t	1	2	14	R	3	3	2	0	8	5	0	0	0	0	2	4	1	507x	A	n/a	Amalucan Rims Red (Purple) Bag 6 of 8
t	1	2	14	R	3	3	2	0	8	5	0	0	0	0	2	4	1	22-5-377	B	CP	Amalucan Rims Red (Purple) Bag 3 of 8
t	1	2	14	R	3	3	2	0	8	5	0	0	0	0	2	4	1	22-5-295	C	CP	Amalucan Rims Red (Purple) Bag 3 of 8
t	1	2	14	R	3	3	2	0	8	5	0	0	0	0	2	4	1	22-5-295	C	CP	Amalucan Rims Red (Purple) Bag 3 of 8
t	1	2	14	R	3	3	2	0	8	5	0	0	0	0	2	4	1	22-5-338	D	CP	Amalucan Rims Red (Purple) Bag 3 of 8
t	1	2	14	R	3	3	2	0	8	5	0	0	0	0	2	4	1	22-5-295	C	CP	Amalucan Rims Red (Purple) Bag 3 of 8
t	1	2	14	R	3	3	2	0	8	5	0	0	0	0	2	4	1	295	C	CP	Amalucan Rims Red (Purple) Bag 3 of 8
t	1	2	14	R	3	3	2	0	8	5	0	0	0	0	2	4	1	22-5-338	D	CP	Amalucan Rims Red (Purple) Bag 3 of 8
t	1	2	14	R	3	3	2	0	8	5	0	0	0	0	2	4	1	22-5-295	C	CP	Amalucan Rims Red (Purple) Bag 3 of 8
t	1	2	14	R	3	3	2	0	8	5	0	0	0	0	2	4	1	22-5-295	C	CP	Amalucan Rims Red (Purple) Bag 3 of 8
t	1	2	14	R	3	3	2	0	8	5	0	0	0	0	2	4	1	22-5-337	D	CP	Amalucan Rims Red (Purple) Bag 3 of 8
t	1	2	14	R	3	3	2	0	8	5	0	0	0	0	2	4	1	22-5-295	C	CP	Amalucan Rims Red (Purple) Bag 3 of 8
t	1	2	14	R	3	3	2	0	8	5	0	0	0	0	2	4	1	22-5-338	D	CP	Amalucan Rims Red (Purple) Bag 6 of 8
t	1	2	14	R	3	3	2	0	8	5	0	0	0	0	2	4	1	22-5-295	C	CP	Amalucan Rims Red (Purple) Bag 6 of 8
t	1	2	14	R	3	3	2	0	8	5	0	0	0	0	2	4	1	22-5-295	C	CP	Amalucan Rims Red (Purple) Bag 8 of 8
t	3	2	15	R	3	3	2	0	8	5	0	0	0	0	2	4	1	22-5-297	C	CP	Amalucan Rims Red (Purple) Bag 2 of 8
t	1	2	15	R	3	3	2	0	8	5	0	0	0	0	2	4	1	22-5-106	B	CP	Amalucan Rims Red (Purple) Bag 2 of 8
t	1	2	14	R	3	3	2	0	8	5	0	0	0	0	2	4	1	22-5-341	D	Feature 2	Amalucan Rims Red (Purple) Bag 3 of 8
t	1	2	14	R	3	3	2	0	8	5	0	0	0	0	2	4	1	22-5-372	C	SF	Amalucan Rims Red (Purple) Bag 3 of 8
t	1	2	14	R	3	3	2	0	8	5	0	0	0	0	2	4	1	22-5-382	B	SF	Amalucan Rims Red (Purple) Bag 3 of 8
t	1	2	14	R	3	3	2	0	8	5	0	0	0	0	2	4	1	22-5-372	D	SF	Amalucan Rims Red (Purple) Bag 3 of 8
t	1	2	14	R	3	3	2	0	8	5	0	0	0	0	2	4	1	22-5-372	D	SF	Amalucan Rims Red (Purple) Bag 3 of 8
t	1	2	14	R	3	3	2	0	8	5	0	0	0	0	2	4	1	22-5-372	D	SF	Amalucan Rims Red (Purple) Bag 3 of 8
t	1	2	14	R	3	3	2	0	8	5	0	0	0	0	2	4	1	22-5-382	B	SF	Amalucan Rims Red (Purple) Bag 3 of 8
t	1	2	14	R	3	3	2	0	8	5	0	0	0	0	2	4	1	22-5-265	D	SF	Amalucan Rims Red (Purple) Bag 3 of 8
t	1	2	14	R	3	3	2	0	8	5	0	0	0	0	2	4	1	22-5-372	D	SF	Amalucan Rims Red (Purple) Bag 3 of 8
t	1	2	14	R	3	3	2	0	8	5	0	0	0	0	2	4	1	22-5-382	B	SF	Amalucan Rims Red (Purple) Bag 3 of 8



t	1	2	15	R	3	3	2	0	8	5	0	0	0	0	2	4	1	22-5-376	B	SF	Amalucan Rims Red (Purple) Bag 2 of 8
u	1	2	11	R	3	3	2	0	8	5	0	0	0	0	2	4	1	22-5-178	B	2	Amalucan Rims Red (Purple) Bag 8 of 8
u	1	2	11	R	3	3	2	0	8	5	0	0	0	0	2	4	1	22-5-369	D	4	Amalucan Rims Red (Purple) Bag 8 of 8
u	1	2	11	R	3	3	2	0	8	5	0	0	0	0	2	4	1	22-5-256	B	4	Amalucan Rims Red (Purple) Bag 8 of 8
u	1	2	11	R	3	3	2	0	8	5	0	0	0	0	2	4	1	22-5-302	C	5	Amalucan Rims Red (Purple) Bag 8 of 8
u	1	2	11	R	3	3	2	0	8	5	0	0	0	0	2	4	1	22-5-257	B	5	Amalucan Rims Red (Purple) Bag 8 of 8
u	1	2	11	R	3	3	2	0	8	5	0	0	0	0	2	4	1	22-5-133	B	5	Amalucan Rims Red (Purple) Bag 8 of 8
u	1	2	11	R	0	0	0	8	5	8	0	0	0	0	3	1	1	22-5-318	C	8	Amalucan Rims – Bag 5 of 5 (Formative Bag)
u	1	2	11	R	3	3	2	0	8	5	0	0	0	0	2	4	1	22-5-378	C	8	Amalucan Rims Red (Purple) Bag 8 of 8
u	1	2	11	R	3	3	2	0	8	5	0	0	0	0	2	4	1	22-5-327	C	9	Amalucan Rims Red (Purple) Bag 8 of 8
u	1	2	11	R	3	3	2	0	8	5	0	0	0	0	2	4	1	22-5-327	C	9	Amalucan Rims Red (Purple) Bag 8 of 8
u	1	2	11	R	3	3	2	0	8	5	0	0	0	0	2	4	1	22-5-319	C	9	Amalucan Rims Red (Purple) Bag 8 of 8
u	1	2	11	R	3	3	2	0	8	5	0	0	0	0	2	4	1	22-5-319	C	9	Amalucan Rims Red (Purple) Bag 8 of 8
u	1	2	11	R	3	3	2	0	8	5	0	0	0	0	2	4	1	22-5-327	C	9	Amalucan Rims Red (Purple) Bag 8 of 8
u	1	2	11	R	3	3	2	0	8	5	0	0	0	0	2	4	1	22-5-310	C	9	Amalucan Rims Red (Purple) Bag 8 of 8
u	1	2	11	R	3	3	2	0	8	5	0	0	0	0	2	4	1	22-5-295	C	CP	Amalucan Rims Red (Purple) Bag 8 of 8
u	1	2	11	R	3	3	2	0	8	5	0	0	0	0	2	4	1	22-5-295	C	CP	Amalucan Rims Red (Purple) Bag 8 of 8
u	1	2	11	R	3	3	2	0	8	5	0	0	0	0	2	4	1	22-5-338	D	CP	Amalucan Rims Red (Purple) Bag 8 of 8
u	1	2	11	R	3	3	2	0	8	5	0	0	0	0	2	4	1	295	C	CP	Amalucan Rims Red (Purple) Bag 8 of 8
u	1	2	11	R	3	3	2	0	8	5	0	0	0	0	2	4	1	22-5-295	C	CP	Amalucan Rims Red (Purple) Bag 8 of 8
u	1	2	11	R	3	3	2	0	8	5	0	0	0	0	2	4	1	22-5-295	C	CP	Amalucan Rims Red (Purple) Bag 8 of 8
u	1	2	11	R	3	3	2	0	8	5	0	0	0	0	2	4	1	22-5-341	D	Feature 2	Amalucan Rims Red (Purple) Bag 8 of 8
u	1	2	11	R	3	3	2	0	8	5	0	0	0	0	2	4	1	22-5-372	B	SF	Amalucan Rims Red (Purple) Bag 8 of 8
v	1	2	21	R	0	0	1	1	3	3	0	0	0	0	2	2	1	22-5-307	C	5	Amalucan Rims Red and Unslipped Reds – Bag 3 of 9
v	1	2	21	R	0	0	1	1	3	3	0	0	0	0	3	2	1	22-5-317	C	7	Amalucan Rims Red and Unslipped Reds – Bag 2 of 9
v	1	2	21	R	0	0	1	1	3	3	0	0	0	0	1	4	1	502	A	7	Amalucan Rims Red and Unslipped Reds – Bag 2 of 9
v	1	2		R	0	0	1	1	5	3	0	0	0	0	3	2	1	22-5-211	B	12	Amalucan Rims Red and Unslipped Reds – Bag 2 of 9
v	1	2	0	R	0	0	1	1	3	3	0	0	0	0	2	2	1	No Prov			Amalucan Rims Red and Unslipped Reds – Bag 1 of 9
x	1	2	2	R	0	0	1	8	3	5	0	0	0	0	3	2	1	22-5-258	B	2	Amalucan Rims Red and Unslipped Reds – Bag 8 of 9
x	1	2	2	R	1	0	1	1	3	5	0	0	0	0	3	3	1	22-5-138	B	3	Amalucan Rims Red and Unslipped Reds – Bag 8 of 9
x	1	2	2	R	0	0	1	1	3	5	0	0	0	0	3	2	1	22-5-281	B	3	Amalucan Rims Red and Unslipped Reds – Bag 8 of 9

x	1	2	2	R	0	0	1	1	3	5	0	0	0	0	3	2	1	22-5-281	B	3	Amalucan Rims Red and Unslipped Reds – Bag 8 of 9
x	1	2	2	R	0	0	1	0	3	5	0	0	0	0	2	2	1	22-5-345	D	4	Amalucan Rims Red and Unslipped Reds – Bag 6 of 9
x	1	2	2	R	1	0	1	1	3	5	0	0	0	0	3	3	1	22-5-168	B	4	Amalucan Rims Red and Unslipped Reds – Bag 8 of 9
x	1	2	2	R	0	0	1	1	3	5	0	0	0	0	3	2	1	22-5-277	B	4	Amalucan Rims Red and Unslipped Reds – Bag 8 of 9
x	1	2	2	R	0	0	1	8	3	5	0	0	0	0	3	2	1	207	B	5	Amalucan Rims Red and Unslipped Reds – Bag 6 of 9
x	1	2	2	R	1	0	1	1	3	5	0	0	0	0	2	2	1	22-5-261	B	5	Amalucan Rims Red and Unslipped Reds – Bag 8 of 9
x	1	2	2	R	0	0	1	1	3	5	0	0	0	0	3	2	1	22-5-288	B	5	Amalucan Rims Red and Unslipped Reds – Bag 8 of 9
x	1	2	2	R	0	0	1	1	3	5	0	0	0	0	3	2	1	22-5-262	B	5	Amalucan Rims Red and Unslipped Reds – Bag 8 of 9
x	1	2	2	R	1	3	1	1	10	2	0	0	0	0	2	4	1	502	A	7	Amalucan Rims Red and Unslipped Reds – Bag 5 of 9
x	1	2	2	R	1	3	8	1	2	10	0	0	0	0	2	4	1	390	A	8	Amalucan Rims Red and Unslipped Reds – Bag 5 of 9
x	1	2	2	R	0	0	1	0	3	5	0	0	0	0	5	4	1	376	A	8	Amalucan Rims Red and Unslipped Reds – Bag 7 of 9
x	1	2	2	R	1	3	1	1	10	2	0	0	0	0	2	3	2	22-5-319	B	9	Amalucan Rims Red and Unslipped Reds – Bag 5 of 9
x	1	2	2	R	1	3	1	1	10	2	0	0	0	0	2	4	1	22-5-483	A	9	Amalucan Rims Red and Unslipped Reds – Bag 5 of 9
x	1	2	2	R	1	3	1	1	10	2	0	0	0	0	2	4	1	22-5-419	A	9	Amalucan Rims Red and Unslipped Reds – Bag 5 of 9
x	1	2	2	R	1	3	1	1	10	2	0	0	0	0	2	4	1	362	A	9	Amalucan Rims Red and Unslipped Reds – Bag 5 of 9
x	1	2	2	R	1	3	1	1	3	5	0	0	0	0	2	4	1	22-5-310	C	9	Amalucan Rims Red and Unslipped Reds – Bag 7 of 9
x	1	2	2	R	0	0	1	1	3	3	0	0	0	0	3	2	1		A	n/a	Amalucan Rims Red and Unslipped Reds – Bag 7 of 9
x	1	2	2	R	1	0	1	1	3	5	0	0	0	0	3	3	1	22-5-148	B	n/a	Amalucan Rims Red and Unslipped Reds – Bag 8 of 9
x	1	2	2	R	1	0	1	1	3	3	0	0	0	0	3	2	1		B	n/a	Amalucan Rims Red and Unslipped Reds – Bag 8 of 9
x	1	2	2	R	1	3	1	1	10	2	0	0	0	0	2	4	1	22-5-295	C	CP	Amalucan Rims Red and Unslipped Reds – Bag 5 of 9
x	1	2	2	R	0	0	1	0	3	5	0	0	0	0	3	3	1	22-5-337	D	CP	Amalucan Rims Red and Unslipped Reds – Bag 7 of 9
x	1	2	2	R	0	0	1	1	3	3	0	0	0	0	2	4	1	22-5-372	D	SF	Amalucan Rims Red and Unslipped Reds – Bag 6 of 9
x	1	2	2	R	0	0	1	1	3	5	0	0	0	0	3	2	1	22-5-264	B	SF	Amalucan Rims Red and Unslipped Reds – Bag 8 of 9

x	1	2	2	R	0	3	1	0	3	5	0	0	3	0	2	4	1	22-5-363	D	4	Amalucan Rims Red and Unslipped Reds – Bag 6 of 9
x	1	2	2	R	0	0	1	8	3	5	0	0	3	0	3	2	1	22-5-346	D	5	Amalucan Rims Red and Unslipped Reds – Bag 6 of 9
y	1	2	2	R	0	3	1	1	3	5	0	0	0	0	3	3	1	22-5-311	C	1	Amalucan Rims Red and Unslipped Reds – Bag 5 of 9
y	1	2	2	R	0	0	1	0	3	5	0	0	0	0	3	3	1	22-5-236	B	2	Amalucan Rims Red and Unslipped Reds – Bag 6 of 9
y	1	2	2	R	0	0	1	1	3	5	0	0	0	0	3	2	1	22-5-197	B	3	Amalucan Rims Red and Unslipped Reds – Bag 8 of 9
y	1	2	2	R	0	0	1	1	3	5	0	0	0	0	3	2	1	22-5-151	B	3	Amalucan Rims Red and Unslipped Reds – Bag 8 of 9
y	1	2	2	R	0	3	1	1	3	6	0	0	0	0	2	1	1	22-5-314	C	4	Amalucan Rims Red and Unslipped Reds – Bag 5 of 9
y	1	2	2	R	0	3	1	1	3	5	0	0	0	0	3	3	1	256	A	4	Amalucan Rims Red and Unslipped Reds – Bag 5 of 9
y	1	2	2	R	0	3	1	1	3	5	0	0	0	0	3	3	1	22-5-314	C	4	Amalucan Rims Red and Unslipped Reds – Bag 5 of 9
y	1	2	2	R	0	3	1	1	3	5	0	0	0	0	3	3	1	22-5-314	C	4	Amalucan Rims Red and Unslipped Reds – Bag 5 of 9
y	1	2	2	R	0	3	1	1	3	5	0	0	0	0	3	3	1	22-5-301	C	4	Amalucan Rims Red and Unslipped Reds – Bag 5 of 9
y	1	2	2	R	0	3	1	1	3	5	0	0	0	0	3	3	1	22-5-333	C	4	Amalucan Rims Red and Unslipped Reds – Bag 5 of 9
y	1	2	2	R	0	3	1	1	3	5	0	0	0	0	3	3	1	333	C	4	Amalucan Rims Red and Unslipped Reds – Bag 5 of 9
y	1	2	2	R	0	3	1	1	3	5	0	0	0	0	3	3	1	22-5-301	C	4	Amalucan Rims Red and Unslipped Reds – Bag 5 of 9
y	1	2	2	R	0	3	1	1	3	5	0	0	0	0	3	3	1	22-5-333	C	4	Amalucan Rims Red and Unslipped Reds – Bag 5 of 9
y	1	2	2	R	0	3	1	1	3	5	0	0	0	0	3	3	1	22-5-333	C	4	Amalucan Rims Red and Unslipped Reds – Bag 5 of 9
y	1	2	2	R	0	3	1	1	3	5	0	0	0	0	3	3	1	22-5-333	C	4	Amalucan Rims Red and Unslipped Reds – Bag 5 of 9
y	1	2	2	R	0	3	1	1	3	5	0	0	0	0	3	3	1	22-5-333	C	4	Amalucan Rims Red and Unslipped Reds – Bag 5 of 9
y	1	2	2	R	0	3	1	1	3	5	0	0	0	0	3	3	1	22-5-333	C	4	Amalucan Rims Red and Unslipped Reds – Bag 5 of 9
y	1	2	2	R	0	0	1	1	3	5	0	0	0	0	3	2	1	22-5-256	B	4	Amalucan Rims Red and Unslipped Reds – Bag 8 of 9
y	1	2	2	R	0	3	1	1	3	5	0	0	0	0	3	3	1	473	A	5	Amalucan Rims Red and Unslipped Reds – Bag 5 of 9
y	1	2	2	R	0	3	1	1	3	5	0	0	0	0	3	3	1	22-5-334	C	5	Amalucan Rims Red and Unslipped Reds – Bag 5 of 9
y	1	2	2	R	0	3	1	1	3	5	0	0	0	0	3	3	1	22-5-315	C	5	Amalucan Rims Red and Unslipped Reds – Bag 5 of 9

y	1	2	2	R	0	3	1	1	3	5	0	0	0	0	3	3	1	22-5-334	C	5	Amalucan Rims Red and Unslipped Reds – Bag 5 of 9
y	1	2	2	R	0	3	1	1	3	5	0	0	0	0	3	3	1	22-5-323	C	5	Amalucan Rims Red and Unslipped Reds – Bag 5 of 9
y	1	2	2	R	0	3	1	1	3	5	0	0	0	0	3	3	1	22-5-315	C	5	Amalucan Rims Red and Unslipped Reds – Bag 5 of 9
y	1	2	2	R	0	3	1	1	3	5	0	0	0	0	3	3	1	22-5-302	C	5	Amalucan Rims Red and Unslipped Reds – Bag 5 of 9
y	1	2	2	R	0	3	1	1	3	5	0	0	0	0	3	3	1	22-5-334	C	5	Amalucan Rims Red and Unslipped Reds – Bag 5 of 9
y	1	2	2	R	0	0	1	0	3	5	0	0	0	0	3	3	1	22-5-358	D	5	Amalucan Rims Red and Unslipped Reds – Bag 6 of 9
y	1	2	2	R	0	0	1	0	3	5	0	0	0	0	3	3	1	22-5-288	B	5	Amalucan Rims Red and Unslipped Reds – Bag 6 of 9
y	1	2	2	R	0	0	1	1	3	5	0	0	0	0	3	2	1	22-5-283	B	5	Amalucan Rims Red and Unslipped Reds – Bag 8 of 9
y	1	2	2	R	0	0	1	1	3	3	0	0	0	0	1	3	1	22-5-190	B	5	Amalucan Rims Red and Unslipped Reds – Bag 8 of 9
y	1	2	2	R	0	0	1	1	3	3	0	0	0	0	2	3	1	22-5-123	B	5	Amalucan Rims Red and Unslipped Reds – Bag 8 of 9
y	1	2	2	R	1	0	1	0	3	2	0	0	0	0	3	2	1	429	A	6	Amalucan Rims Red and Unslipped Reds – Bag 5 of 9
y	1	2	2	R	0	3	1	0	3	5	0	0	0	0	2	3	1	22-5-147	B	6	Amalucan Rims Red and Unslipped Reds – Bag 5 of 9
y	1	2	2	R	0	3	1	1	3	5	0	0	0	0	3	3	1	22-5-316	C	6	Amalucan Rims Red and Unslipped Reds – Bag 5 of 9
y	1	2	2	R	0	3	1	1	3	5	0	0	0	0	3	3	1	22-5-308	C	6	Amalucan Rims Red and Unslipped Reds – Bag 5 of 9
y	1	2	2	R	0	0	1	0	3	5	0	0	0	0	3	2	1	22-5-357	D	6	Amalucan Rims Red and Unslipped Reds – Bag 6 of 9
y	1	2	2	R	0	0	1	1	3	5	0	0	0	0	3	2	1	22-5-208	B	6	Amalucan Rims Red and Unslipped Reds – Bag 8 of 9
y	1	2	2	R	0	0	1	0	3	5	0	0	0	0	3	3	1	378	A	7	Amalucan Rims Red and Unslipped Reds – Bag 6 of 9
y	1	2	2	R	0	3	1	0	3	5	0	0	0	0	2	3	1	22-5-318	C	8	Amalucan Rims Red and Unslipped Reds – Bag 5 of 9
y	1	2	2	R	0	0	1	0	3	2	0	0	0	0	1	4	1	360	A	8	Amalucan Rims Red and Unslipped Reds – Bag 5 of 9
y	1	2	2	R	0	3	1	1	3	5	0	0	0	0	3	3	1	391	A	8	Amalucan Rims Red and Unslipped Reds – Bag 5 of 9
y	1	2	2	R	0	3	1	1	3	5	0	0	0	0	3	3	1	22-5-318	C	8	Amalucan Rims Red and Unslipped Reds – Bag 5 of 9
y	1	2	2	R	0	3	1	1	3	6	0	0	0	0	1	3	1	22-5-318	C	8	Amalucan Rims Red and Unslipped Reds – Bag 5 of 9
y	1	2	2	R	0	3	8	1	2	3	0	0	0	0	3	3	1	360	A	8	Amalucan Rims Red and Unslipped Reds – Bag 5 of 9

y	1	2	2	R	1	0	1	0	3	2	0	0	0	0	3	2	1	460	A	9	Amalucan Rims Red and Unslipped Reds – Bag 5 of 9
y	1	2	2	R	0	3	1	0	3	5	0	0	0	0	3	2	1	362	A	9	Amalucan Rims Red and Unslipped Reds – Bag 5 of 9
y	1	2	2	R	0	0	1	1	3	6	0	0	0	0	5	3	1	356	A	9	Amalucan Rims Red and Unslipped Reds – Bag 5 of 9
y	1	2	2	R	0	3	1	1	3	5	0	0	0	0	3	3	1	22-5-319	C	9	Amalucan Rims Red and Unslipped Reds – Bag 5 of 9
y	1	2	2	R	0	3	1	1	3	5	0	0	0	0	3	3	1	22-5-327	C	9	Amalucan Rims Red and Unslipped Reds – Bag 5 of 9
y	1	2	2	R	0	3	1	1	3	5	0	0	0	0	3	3	1	22-5-327	C	9	Amalucan Rims Red and Unslipped Reds – Bag 5 of 9
y	1	2	2	R	1	0	1	1	3	3	0	0	0	0	3	2	1	508	A	n/a	Amalucan Rims Red and Unslipped Reds – Bag 5 of 9
y	1	2	2	R	0	3	8	1	2	3	0	0	0	0	3	3	1	22-5-306	C	n/a	Amalucan Rims Red and Unslipped Reds – Bag 5 of 9
y	1	2	2	R	0	0	1	1	3	6	0	0	0	0	5	3	1	22-5-5-295	C	CP	Amalucan Rims Red and Unslipped Reds – Bag 5 of 9
y	1	2	2	R	0	3	1	1	3	5	0	0	0	0	3	3	1	22-5-295	C	CP	Amalucan Rims Red and Unslipped Reds – Bag 5 of 9
y	1	2	2	R	0	3	1	1	3	5	0	0	0	0	3	3	1	22-5-295	C	CP	Amalucan Rims Red and Unslipped Reds – Bag 5 of 9
y	1	2	2	R	0	3	1	1	3	5	0	0	0	0	3	3	1	22-5-295	C	CP	Amalucan Rims Red and Unslipped Reds – Bag 5 of 9
y	1	2	2	R	0	0	1	0	3	5	0	0	0	0	3	3	1	22-5-338	D	CP	Amalucan Rims Red and Unslipped Reds – Bag 6 of 9
y	1	2	2	R	0	0	1	0	3	5	0	0	0	0	3	3	1	22-5-338	D	CP	Amalucan Rims Red and Unslipped Reds – Bag 6 of 9
y	1	2	2	R	0	0	1	0	3	5	0	0	0	0	3	4	1	22-5-337	D	CP	Amalucan Rims Red and Unslipped Reds – Bag 6 of 9
y	1	2	2	R	0	0	8	1	5	3	0	0	0	0	5	2	1	382	A	SF	Amalucan Rims Red and Unslipped Reds – Bag 5 of 9
y	1	2	2	R	0	0	1	0	3	5	0	0	0	0	3	3	1	22-5-265	D	SF	Amalucan Rims Red and Unslipped Reds – Bag 6 of 9
y	1	2	2	R	0	0	1	0	3	5	0	0	0	0	3	3	1	22-5-372	D	SF	Amalucan Rims Red and Unslipped Reds – Bag 6 of 9
y	1	2	2	R	0	0	1	0	3	5	0	0	0	0	3	3	1	22-5-265	D	SF	Amalucan Rims Red and Unslipped Reds – Bag 6 of 9
y	1	2	2	R	0	0	1	0	3	5	0	0	0	0	3	3	1	22-5-265	D	SF	Amalucan Rims Red and Unslipped Reds – Bag 6 of 9
y	1	2	2	R	0	0	1	0	3	5	0	0	0	0	3	3	1	22-5-372	D	SF	Amalucan Rims Red and Unslipped Reds – Bag 6 of 9
y	1	2	2	R	0	0	1	1	3	5	0	0	0	0	3	2	1	22-5-372	B	SF	Amalucan Rims Red and Unslipped Reds – Bag 8 of 9
y	1	2	2	R	0	0	1	1	3	3	0	0	0	0	2	3	1	22-5-268	B	SF	Amalucan Rims Red and Unslipped Reds – Bag 8 of 9

y	1	2	2	R	0	3	1	0	3	2	0	0	1	1	3	3	1	22-5-372	D	SF	Amalucan Rims Red and Unslipped Reds – Bag 6 of 9
z	1	1	16	R	0	0	1	1	5	3	0	0	0	0	3	2	1	22-5-351	D	4	Amalucan Rims Red and Unslipped Reds – Bag 3 of 9
z	1	1	16	R	0	0	1	1	3	3	0	0	0	0	3	2	1	22-5-491	A	7	Amalucan Rims Red and Unslipped Reds – Bag 3 of 9
0	0	0	0	RW	0	1	0	1	2	6	6	3	1	55	2	3	1			SF	Amalucan Rare Types – Red on White – Bag 10 of 12
b	1	1	2	RW	1	1	1	1	11	3	6	0	0	0	3	4	1	356	A	9	Amalucan Rare Types – Red on White – Bag 10 of 12
b	1	1	2	RW	0	0	1	1	12	5	6	0	1	1	3	3	1	22-5-327	C	9	Amalucan Rare Types – Red on White – Bag 10 of 12
b	1	1	2	RW	1	0	1	1	11	6	0	0	1	58	3	3	1	22-5-319	C	9	Amalucan Rare Types – Red on White – Bag 10 of 12
b	1	1	2	RW	0	0	0	0	6	5	6	0	1	58	4	3	1	22-5-327	C	9	Amalucan Rare Types – Red on White – Bag 10 of 12
b	1	1	2	RW	0	1	1	1	6	2	6	0	1	1	2	4	1	No Prov	B	n/a	Amalucan Rare Types – Red on White – Bag 10 of 12
b	1	1	2	RW	1	1	1	1	6	2	0	0	1	58	2	2	1	22-5-108	B	n/a	Amalucan Rare Types – Red on White – Bag 10 of 12
b	1	1	2	RW	0	0	1	1	11	5	0	0	1	59	2	2	1	22-5-379		SF	Amalucan Rare Types – Red on White – Bag 10 of 12
c	1	1	5	RW	1	1	8	1	8	2	0	0	0	0	3	3	1	22-5-371	C	6	Amalucan Rare Types – Red on White – Bag 10 of 12
g	1	1	6	RW	0	1	0	1	6	1	6	6	1	1	3	3	1	22-5-326	C	8	Amalucan Rare Types – Red on White – Bag 10 of 12
l	1	1	17	RW	1	1	1	1	11	3	0	0	1.5	1	3	2	1	No Prov			Amalucan Rare Types – Red on White – Bag 10 of 12
x	1	2	2	RW	1	0	1	1	11	6	6	0	0	0	4	4	1	No Prov			Amalucan Rare Types – Red on White – Bag 10 of 12
x	1	2	2	RW	1	1	1	1	11	2	6	0	1	57	3.4	3	1	33-5-319	C	9	Amalucan Rare Types – Red on White – Bag 10 of 12
y	1	2	2	RW	0	1	0	1	11	3	6	0	0	0	2	4	1	295	C	CP	Amalucan Rare Types – Red on White – Bag 10 of 12
z	1	1	11	RW	0	1	0	1	11	3	6	0	2	56	3	4	1	No Prov			Amalucan Rare Types – Red on White – Bag 10 of 12
c	1	1	5	WBu	0	0	1	1	6	6	0	0	0	0	3	2	1	22-5-308	C	6	Amalucan Buff Brown and White – Bag 4 of 6
c	1	1	5	WBu	0	0	1	1	6	6	0	0	0	0	5	2	1	22-5-309	C	8	Amalucan Buff Brown and White – Bag 4 of 6
k	1	1	2	WBu	0	0	1	1	6	6	0	0	0	0	3	2	1	22-5-308	C	6	Amalucan Buff Brown and White – Bag 4 of 6
k	2	2	2	WBu	0	3	1	1	1	1	0	0	0	0	2	2	1	22-5-296	C	CP	Amalucan Buff Brown and White – Bag 1 of 6
k	3	2	2	WBu	0	3	1	1	1	1	0	0	0	0	2	2	1	22-5-296	C	CP	Amalucan Buff Brown and White – Bag 1 of 6

k	1	1	2	WBU	0	0	1	1	6	6	0	0	1	8	2	2	1	22-5-327	C	9	Amalucan Buff Brown and White – Bag 4 of 6
k	1	2	2	WBU	0	3	1	1	1	1	0	0	1	8	2	2	1	22-5-296	C	CP	Amalucan Buff Brown and White – Bag 1 of 6
k	1	2	2	WBU	0	3	1	1	1	1	0	0	1	8	2	2	1	22-5-296	C	CP	Amalucan Buff Brown and White – Bag 1 of 6
k	1	2	2	WBU	0	3	1	1	1	1	0	0	1	1	2	2	1	22-5-339	D	Fe1a	Amalucan Buff Brown and White – Bag 1 of 6
k	1	1	2	WBU	0	0	1	1	6	6	0	0	2	8	2	2	1	22-5-318	C	8	Amalucan Buff Brown and White – Bag 4 of 6
s	1	1	2	WBU	0	0	1	1	6	6	0	0	1	3	4	3	1	22-5-295	C	CP	Amalucan Buff Brown and White – Bag 4 of 6
x	1	2	2	WBU	0	0	1	1	6	6	0	0	0	0	3	2	1	22-5-318	C	8	Amalucan Buff Brown and White – Bag 4 of 6
x	1	2	2	WBU	0	0	1	1	6	6	0	0	0	0	2	2	1	22-5-327	C	9	Amalucan Buff Brown and White – Bag 4 of 6
y	1	2	2	WBU	0	0	1	1	6	6	0	0	0	0	1	2	1	22-5-318	C	8	Amalucan Buff Brown and White – Bag 4 of 6
y	1	2	2	WBU	0	0	1	1	6	6	0	0	0	0	2	2	1	22-5-327	C	9	Amalucan Buff Brown and White – Bag 4 of 6
y	1	2	2	WBU	0	0	1	1	6	6	0	0	0	0	3	1	1	22-5-337	C	CP	Amalucan Buff Brown and White – Bag 4 of 6
y	1	2	2	WBU	0	0	1	1	6	6	0	0	0	0	2	2	1	22-5-337	D	CP	Amalucan Buff Brown and White – Bag 4 of 6